


**Club Car**®

**1986-1991**  
**ILLUSTRATED**  
**PARTS LIST**



**CARRYALL II**

MANUAL NUMBER 1013932  
EDITION CODE 0790D0790B



### **ORDERING INFORMATION**

**SHIPMENT:** We ship UPS whenever possible. Larger shipments are made by common carrier, freight collect. On written orders please include street address or name of street and nearest intersecting road if on a rural route. A Post Office Box is not enough for UPS. Most orders are shipped within 2 working days.

**PRICES:** All prices are subject to change without prior notice. Prices in effect at time of shipments, regardless of date of order, shall apply.

**TERMS:** COD unless prior credit arrangements have been made.

**DAMAGED OR SHORTAGES IN SHIPMENT:** All claims for damaged or missing merchandise must be made to us within 15 days of receipt of shipment. If a shipment reaches you in damaged condition and is accepted it is your responsibility to make a claim with the carrier. If damage occurred due to improper packing let us know at once. The same applies to shortages.

**RETURN GOODS POLICY:** Do not return parts without a written authorization. Parts returned freight collect or without approval will not be accepted.

**INTERNATIONAL ORDERS:** All international orders carry a \$20.00 handling fee. Terms to be Payment in Advance, Bank Draft or Letter of Credit.

**WHEN ORDERING:** Whenever possible please include the serial number of the car when ordering parts. This enables Club Car's Service Parts Department to process your order accurately and on a timely basis.


**TELEPHONE ORDERS:** Call area code 404-863-3000 and ask for Service Parts.

**MAIL ORDERS:** Write to Club Car, Inc., P.O. Box 204658, Augusta, GA 30917-4658, Attention: Service Parts.

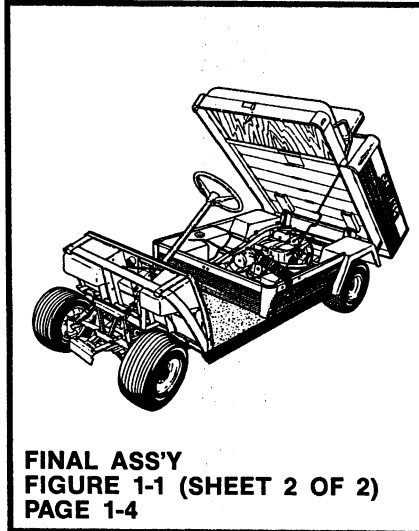
# CONTENTS

<b>VISUAL INDEX</b> .....	iii
<b>BODY AND TRIM GROUP</b> .....	<b>SECTION I</b>
Figure 1-1. Final Assembly, Carryall II. Sheet 1 of 2 .....	1-2
Listing .....	1-3
Figure 1-1. Final Assembly, Carryall II. Sheet 2 of 2 .....	1-4
Listing .....	1-5
Figure 1-2. Body Assembly — Front and Rear .....	1-6
Listing .....	1-7
Figure 1-3. Box Bed Assembly .....	1-8
Listing .....	1-9
Figure 1-4. Seat Bottom and Seat Back Assembly .....	1-10
Listing .....	1-11
<b>POWER TRAIN GROUP</b> .....	<b>SECTION II</b>
Figure 2-1. Final Assembly, Engine .....	2-2
Listing .....	2-3
Figure 2-2. Final Assembly, Engine .....	2-4
Listing .....	2-5
Figure 2-3. Final Assembly, Engine .....	2-6
Listing .....	2-7
Figure 2-4. Drive Clutch .....	2-8
Listing .....	2-9
Figure 2-5. Driven Clutch .....	2-10
Listing .....	2-10
Figure 2-6. Muffler Assembly .....	2-11
Listing .....	2-11
Figure 2-7. Air Cleaner W/Carburetor and Linkage .....	2-12
Listing .....	2-13
Figure 2-8. Carburetor Assembly .....	2-14
Listing .....	2-15
Figure 2-9. Generator/Starter .....	2-16
Listing .....	2-17
Figure 2-10. Transmission Assembly .....	2-18
Listing .....	2-18
Figure 2-11. Drive Unit .....	2-20
Listing .....	2-21
Figure 2-12. F & R Shifter Assembly .....	2-22
Listing .....	2-23
Figure 2-13. Inner Frame Assembly .....	2-24
Listing .....	2-25
Figure 2-14. Fuel System Assembly .....	2-26
Listing .....	2-27
<b>SUSPENSION AND STEERING GROUP</b> .....	<b>SECTION III</b>
Figure 3-1. Steering Column Assembly .....	3-2
Listing .....	3-3
Figure 3-1. Steering Assembly .....	3-4
Listing .....	3-5
Figure 3-2. Front Suspension Assembly .....	3-6
Listing .....	3-7
Figure 3-3. Rear Suspension Assembly .....	3-8
Listing .....	3-9
<b>BRAKE SYSTEM AND PEDAL GROUP</b> .....	<b>SECTION IV</b>
Figure 4-1. Brake Cluster, Right Hand and Left Hand .....	4-2
Listing .....	4-3
Figure 4-2. Brake Pedal and Cable Assembly .....	4-4
Listing .....	4-5
Figure 4-3. Accelerator Pedal Assembly .....	4-6
Listing .....	4-7
<b>ELECTRICAL SYSTEM</b> .....	<b>SECTION V</b>
Figure 5-1. Final Assembly, Wiring Diagram, Carryall II .....	5-2
Listing .....	5-3
Figure 5-2. Electrical Component Box Assembly .....	5-4
Listing .....	5-5
<b>ACCESSORIES</b> .....	<b>SECTION VI</b>

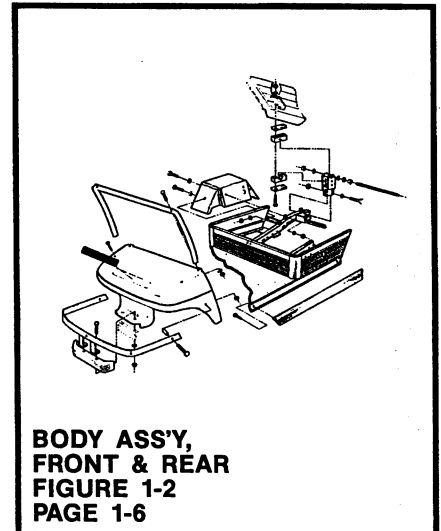
**CARRYALL-II CLUB CAR**



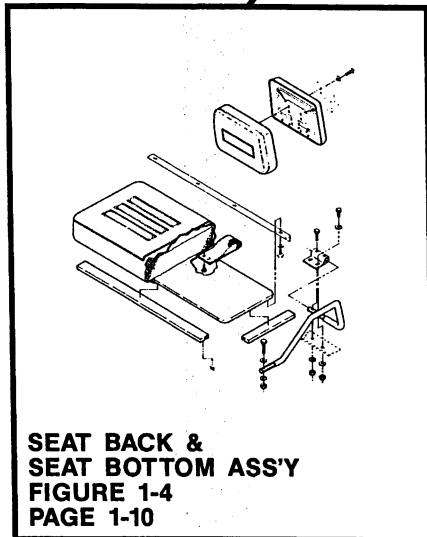
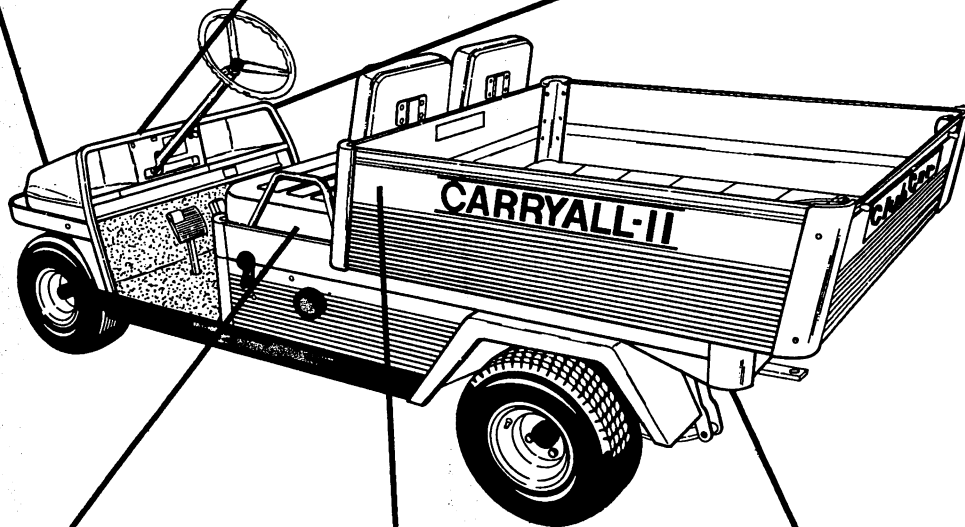
**FINAL ASS'Y  
FIGURE 1-1 (SHEET 1 OF 2)  
PAGE 1-2**



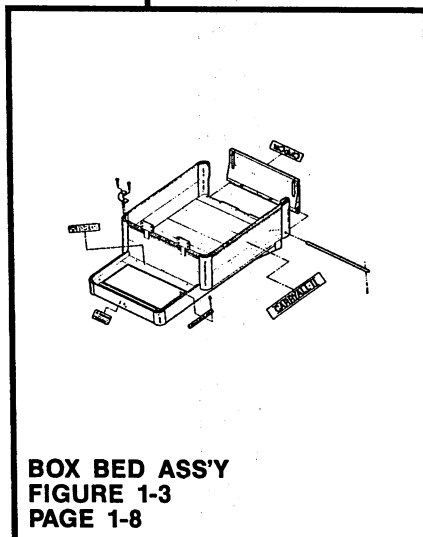
**FINAL ASS'Y  
FIGURE 1-1 (SHEET 2 OF 2)  
PAGE 1-4**



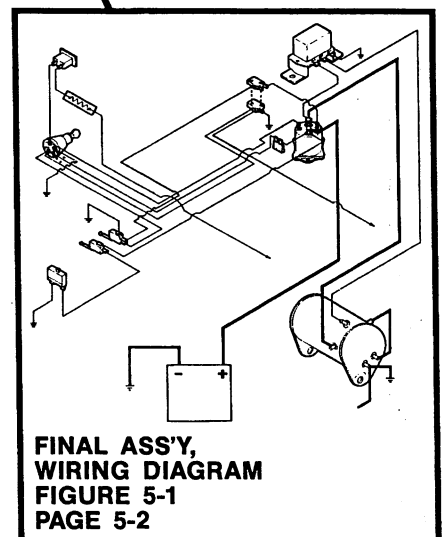
**BODY ASS'Y,  
FRONT & REAR  
FIGURE 1-2  
PAGE 1-6**



**SEAT BACK &  
SEAT BOTTOM ASS'Y  
FIGURE 1-4  
PAGE 1-10**



**BOX BED ASS'Y  
FIGURE 1-3  
PAGE 1-8**

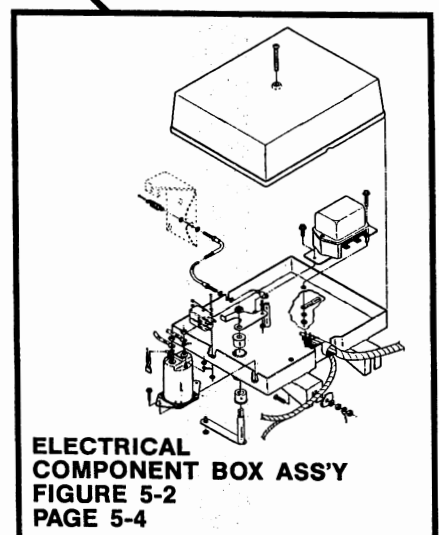
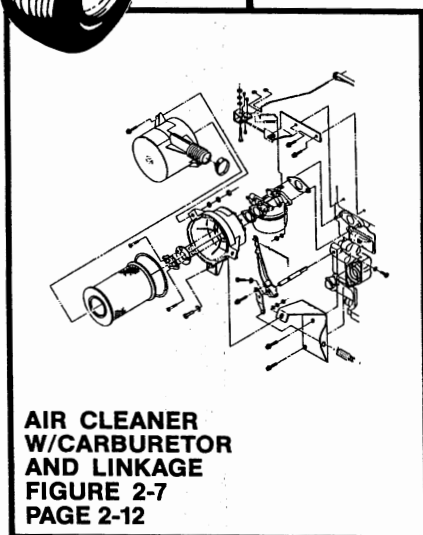
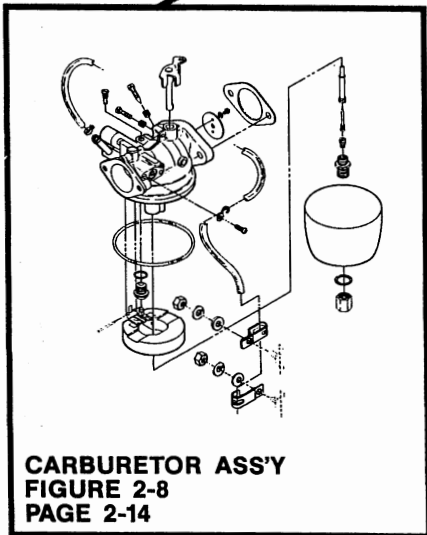

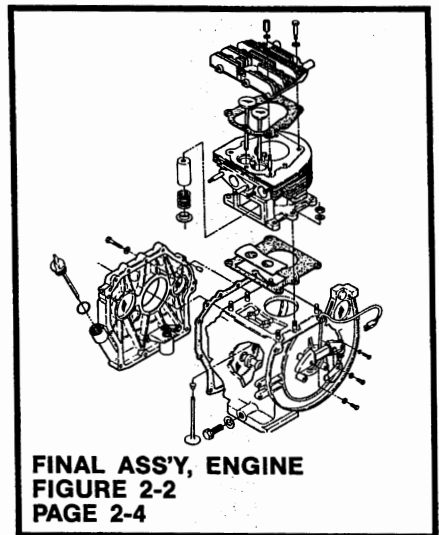
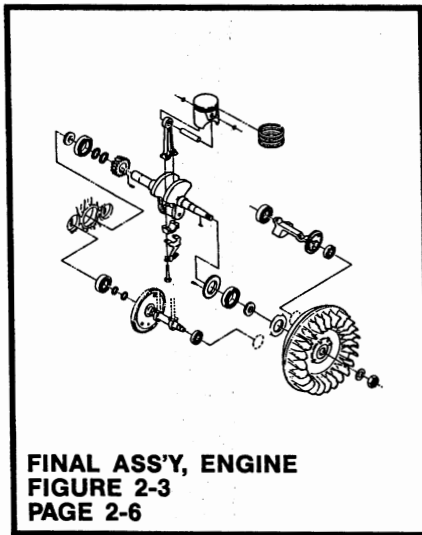
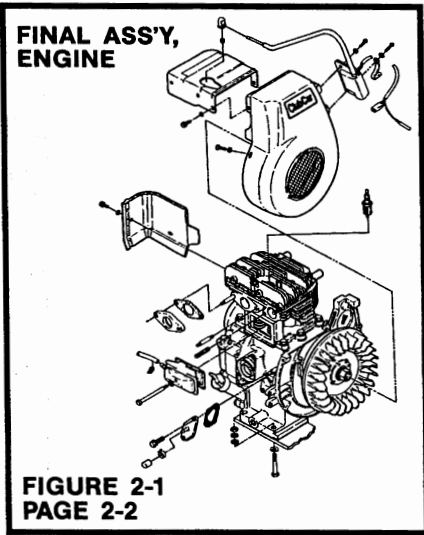


**FINAL ASS'Y,  
WIRING DIAGRAM  
FIGURE 5-1  
PAGE 5-2**

**VISUAL INDEX I**



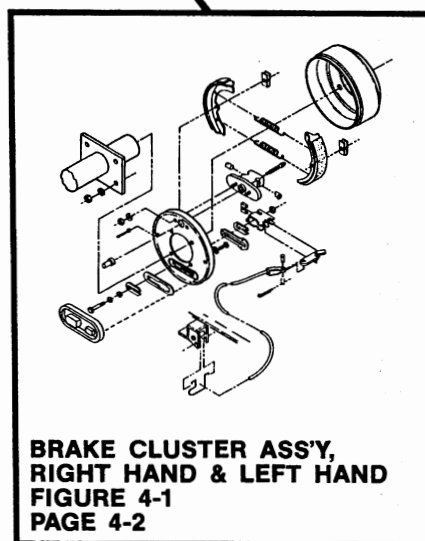
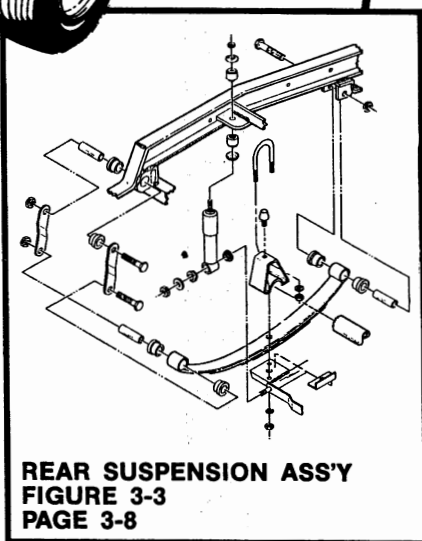
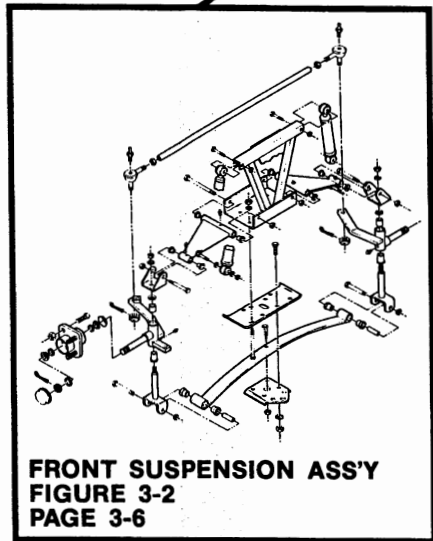
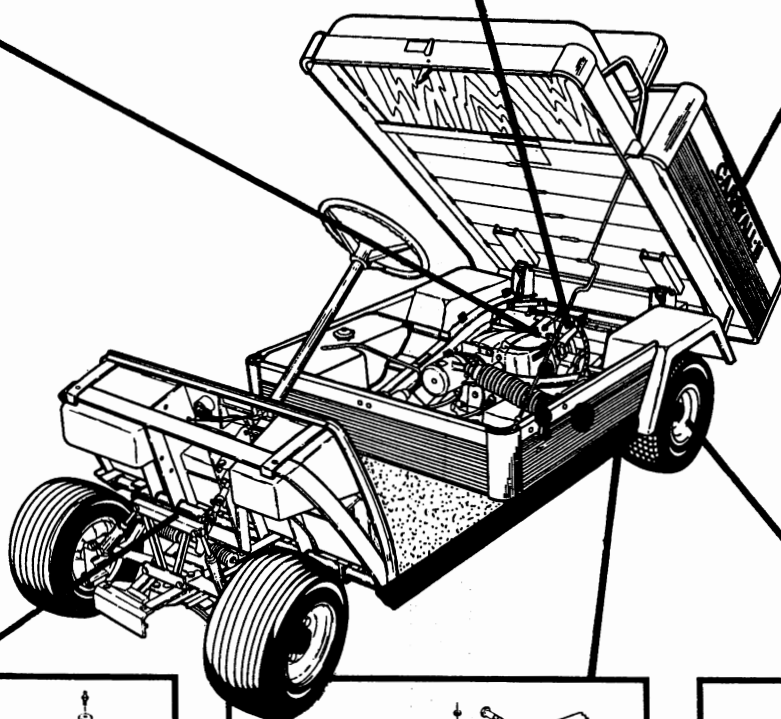
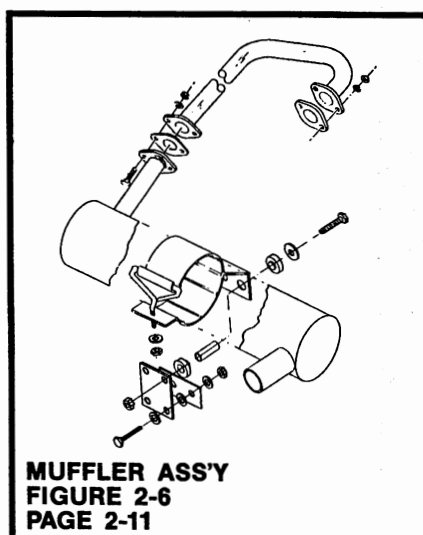
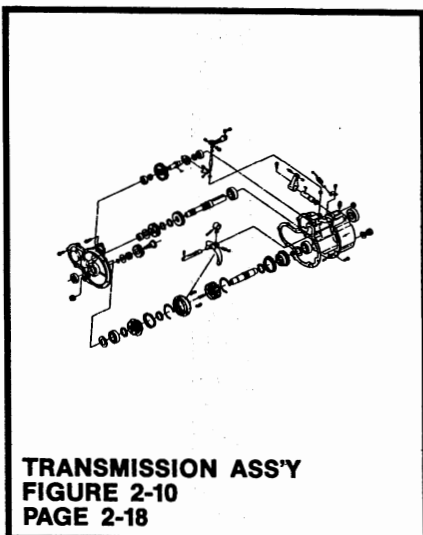
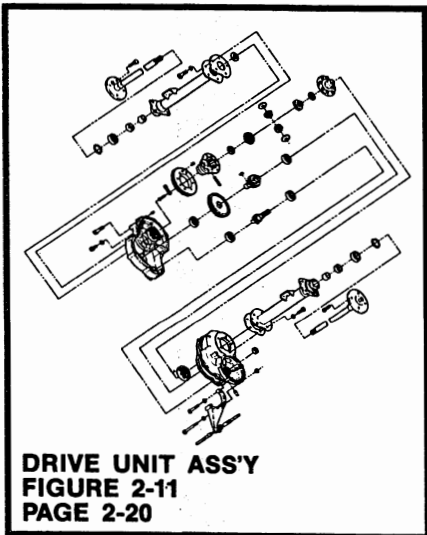
**CARRYALL-II CLUB CAR**



**VISUAL INDEX II**



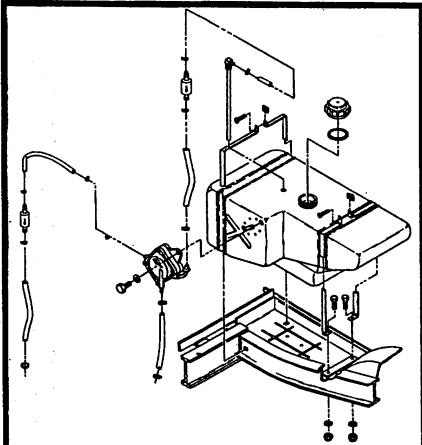
**CARRYALL-II CLUB CAR**



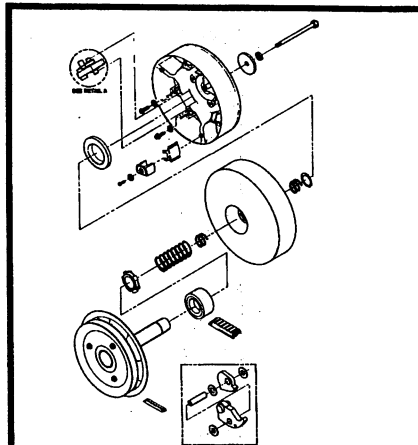
**VISUAL INDEX III**



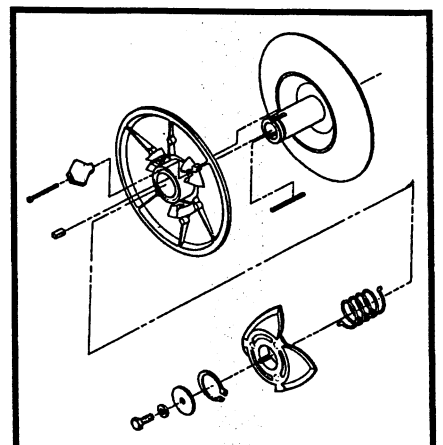
**CARRYALL-II CLUB CAR**



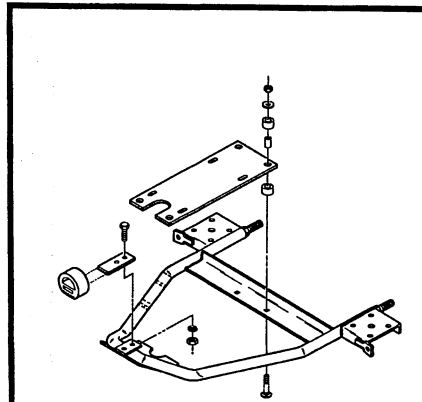

**FUEL SYSTEM ASS'Y**  
**FIGURE 2-14**  
**PAGE 2-26**



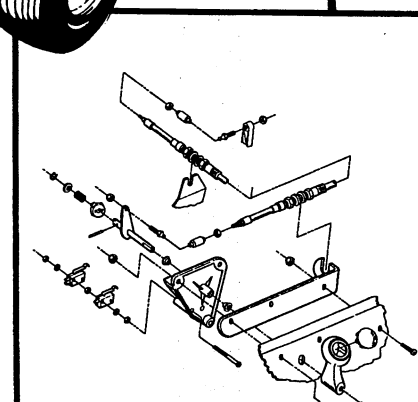
**DRIVE CLUTCH ASS'Y**  
**FIGURE 2-4**  
**PAGE 2-8**



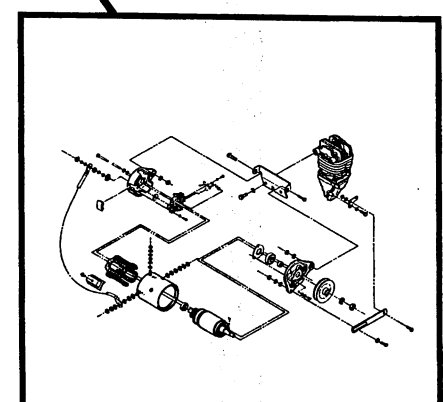
**DRIVEN CLUTCH ASS'Y**  
**FIGURE 2-5**  
**PAGE 2-10**



**INNER FRAME ASS'Y**  
**FIGURE 2-13**  
**PAGE 2-24**



**F & R SHIFTER ASS'Y**  
**FIGURE 2-12**  
**PAGE 2-22**



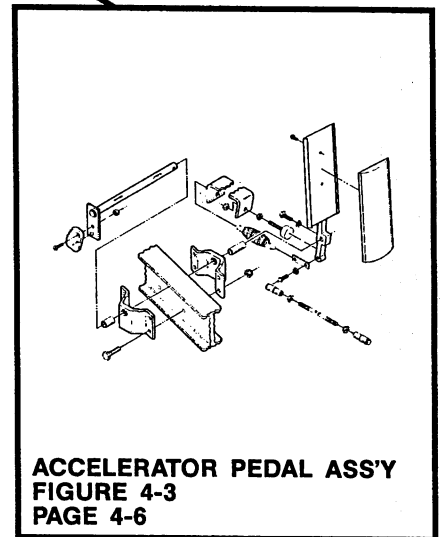
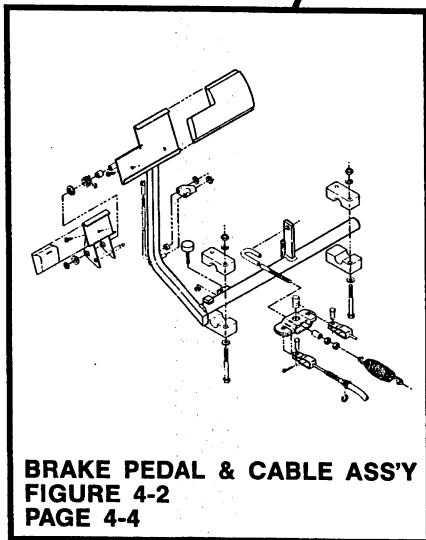
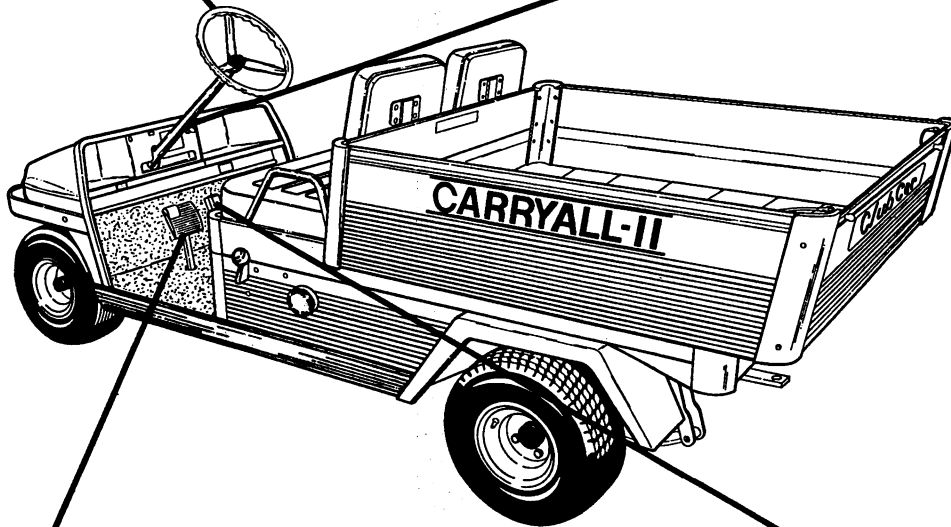
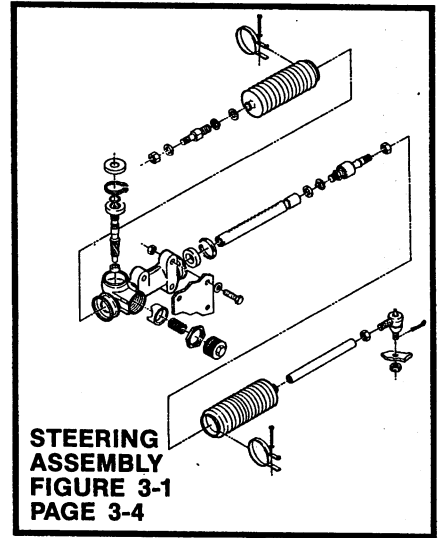
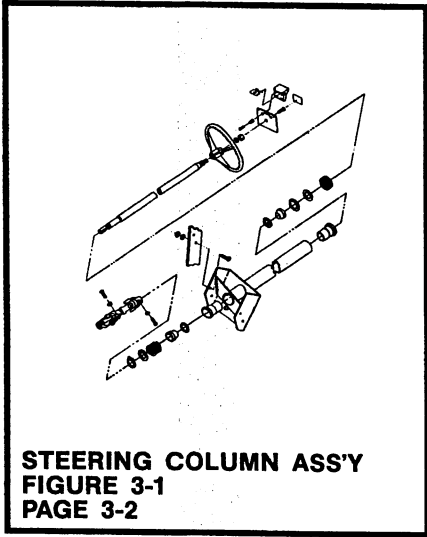
**GENERATOR/STARTER ASS'Y**  
**FIGURE 2-9**  
**PAGE 2-16**

**VISUAL INDEX IV**





CARRYALL-II CLUB CAR



VISUAL INDEX V





## **Section I**

# **BODY AND TRIM GROUP**

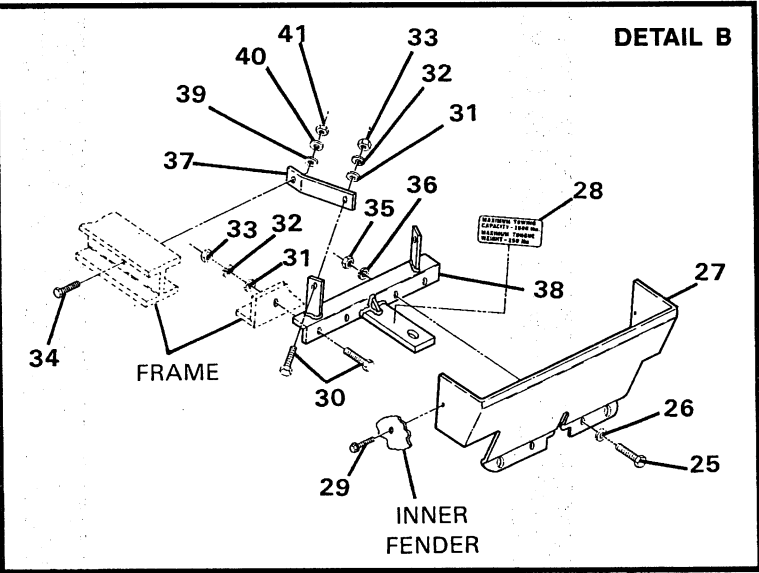
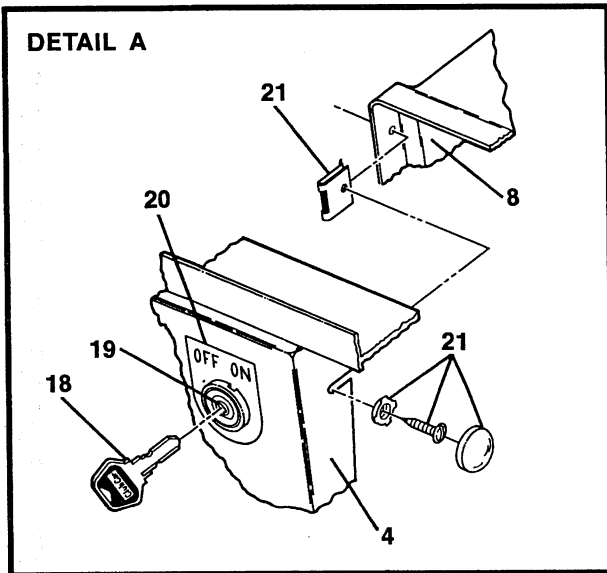
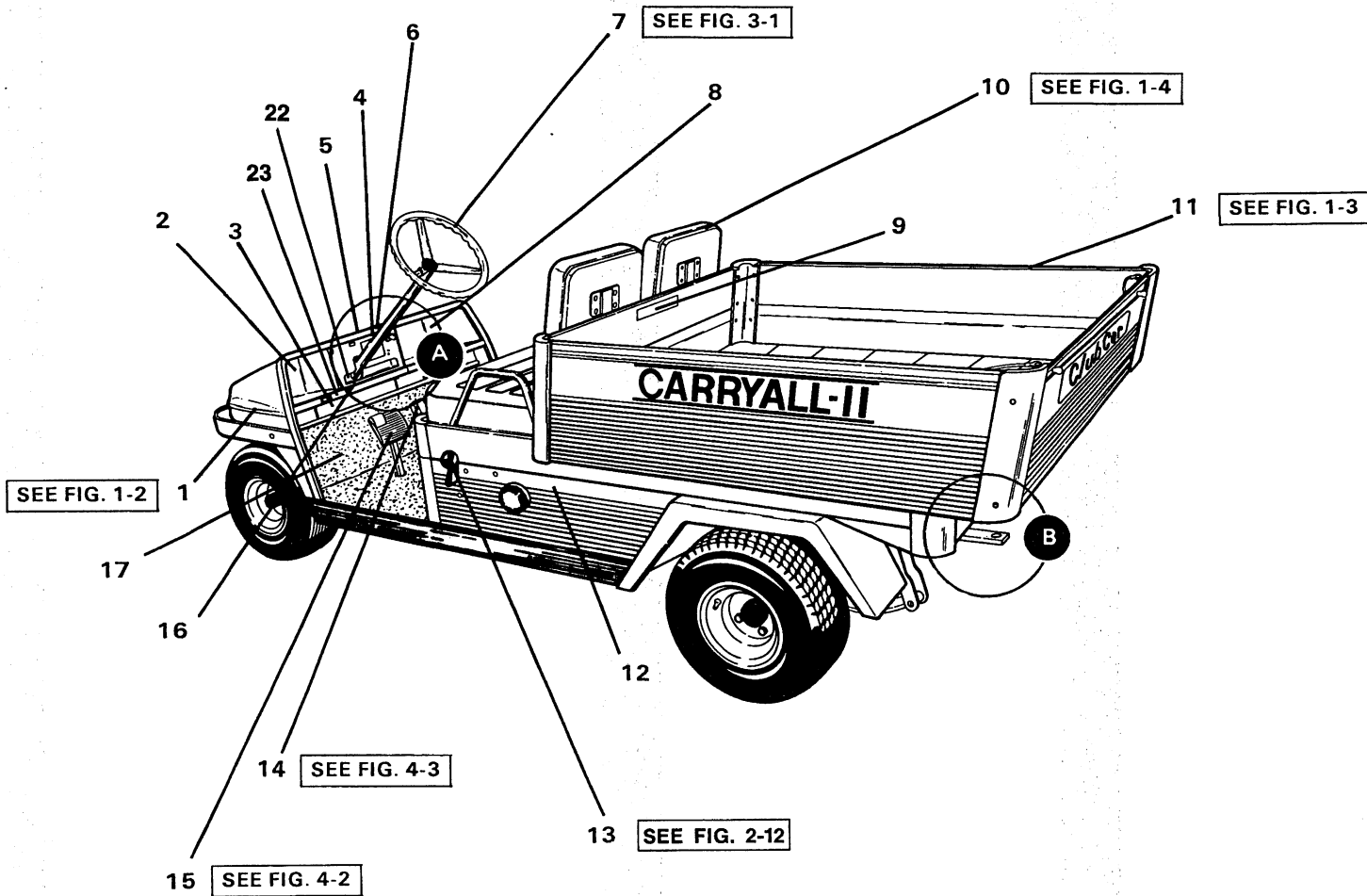


FIGURE 1-1. FINAL ASSEMBLY, CARRYALL-II.  
(SHEET 1 OF 2) INDEX NUMBERS 1-41. SEE LIST 1-1.



### FINAL ASSEMBLY, CARRYALL-II

FIGURE- ITEM NUMBER	PART NUMBER	UNITS PER ASM	DESCRIPTION
1 -	NO #		FINAL ASSEMBLY, CARRYALL-II
- 1	NO #		FOR ILLUSTRATION, SEE FIGURE 1-1, SHEET 1 OF 2 BODY ASSEMBLY COVERS — FRONT & REAR FOR DETAIL BREAKDOWN, SEE FIGURE 1-2
- 2	1013344	1	DASH COMPONENT, LEFT
- 3	1014883	1	SAFETY WARNING LABEL
- 4	1013340	1	CENTER DASH PANEL W/OIL LIGHT OPENING
- 5	1012323	1	OIL LIGHT
- 6	1013492	1	LOAD DECAL
- 7	NO #	1	STEERING ASSEMBLY FOR DETAIL BREAKDOWN, SEE FIGURE 3-1
- 8	1013343	1	DASH COMPONENT, RIGHT
- 9	1013820	1	CARGO BED LOAD
- 10	NO #	1	SEAT BACK & SEAT BOTTOM ASSEMBLY FOR DETAIL BREAKDOWN, SEE FIGURE 1-4
- 11	NO #	1	BOX BED ASSEMBLY FOR DETAIL BREAKDOWN, SEE FIGURE 1-3
- 12	1013328	A/R	SOLID STRIPE, 2" WIDE (150' ROLL)
- 13	NO #	1	F&R SHIFTER ASSEMBLY FOR DETAIL BREAKDOWN, SEE FIGURE 2-12
- 14	NO #	1	ACCELERATOR PEDAL ASSEMBLY FOR DETAIL BREAKDOWN, SEE FIGURE 4-3
- 15	NO #	1	BRAKE PEDAL & CABLE ASSEMBLY FOR DETAIL BREAKDOWN, SEE FIGURE 4-2
- 16	1012499	1	STEERING COLUMN BOOT
- 17	1015032	1	MAT, FLOOR
- 18	1012505	2	KEY
- 19	1012415	1	KEY SWITCH (INCLUDES ITEM 18)
- 20	1012530	1	DECAL ON/OFF
- 21	1014645	2	SNAP WASHER KIT (BLACK)
- 22	1014738	1	BACK-UP STRIP
- 23	1015353	1	OPERATING INSTRUCTIONS DECAL
- 25	304	2	1/4-20 X 1" HEX HEAD BOLT
- 26	332	2	1/4 FLATWASHER
- 27	1015040	1	TAILSKIRT
- 28	1011553	1	TRAILER HITCH DECAL
- 29	8626	2	#10 X 5/8 AB SLOTTED HEX HD. SCREW
- 30	1010934	4	5/16-18 X 1" HEX HEAD CAP SCREW
- 31	1241	4	5/16 FLATWASHER
- 32	7174	4	5/16 LOCKWASHER
- 33	1242	4	5/16-18 HEX NUT
- 34	320	2	3/8-16 X 1" HEX HEAD CAP SCREW
- 35	1028	2	1/4-20 HEX NUT
- 36	451	2	1/4 LOCKWASHER
- 37	1013483	2	BRACE
- 38	1015041	1	TRAILER HITCH
- 39	1011990	2	3/8 FLATWASHER
- 40	357	2	3/8 LOCKWASHER
- 41	706	2	3/8-16 HEX NUT



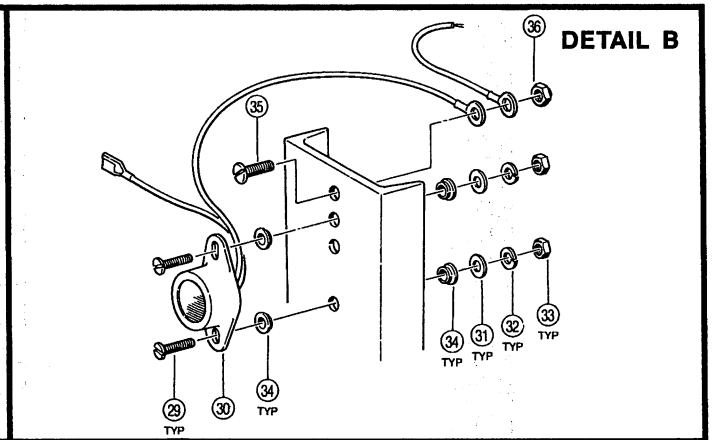
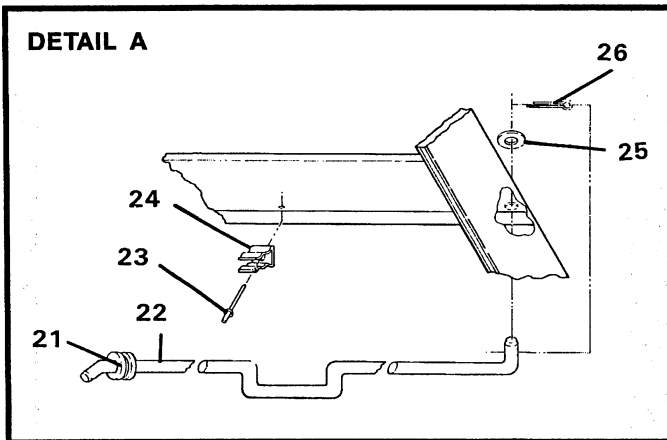
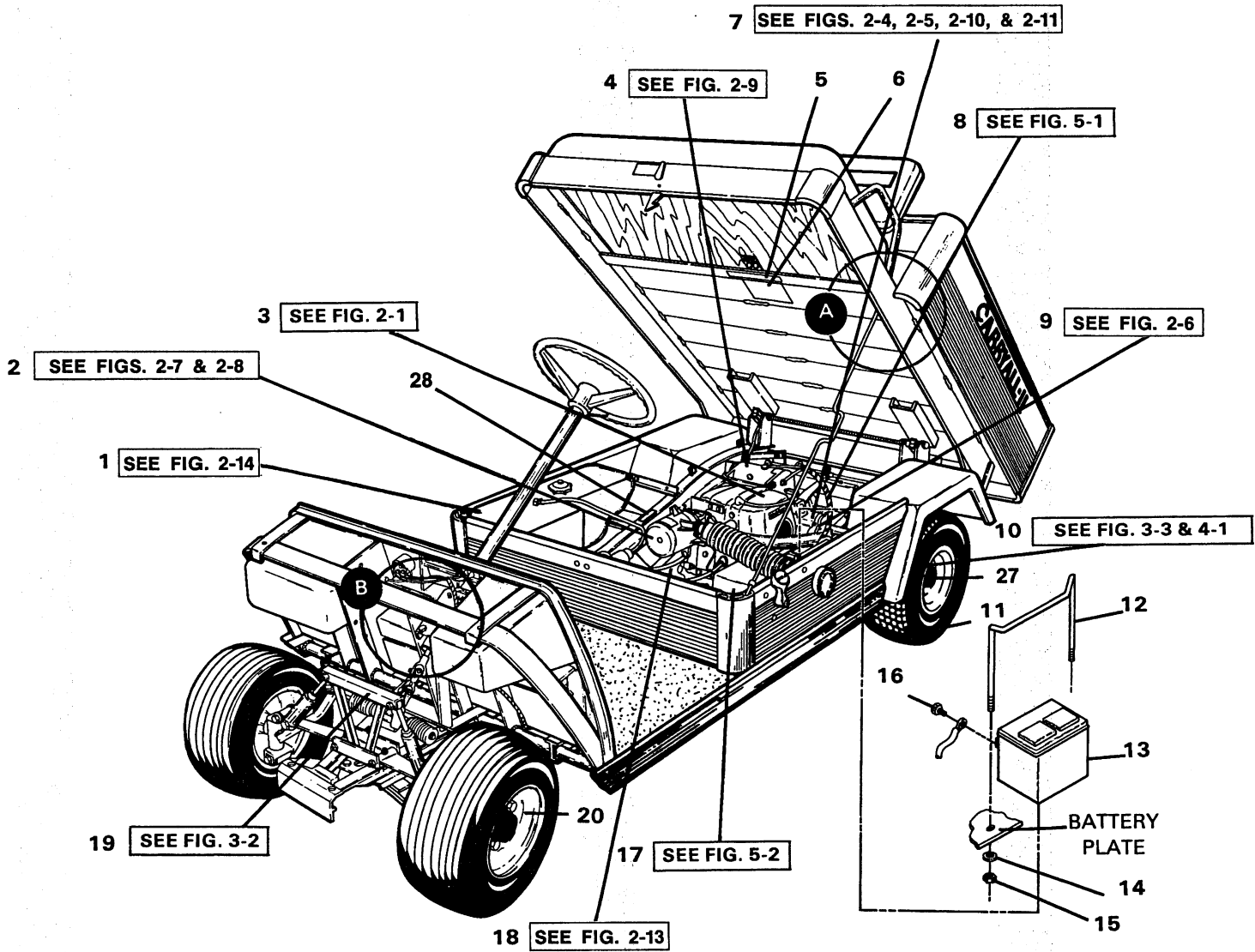


FIGURE 1-1. FINAL ASSEMBLY, CARRYALL-II.  
(SHEET 2 OF 2) INDEX NUMBERS 1-33. SEE LIST 1-1.



**FINAL ASSEMBLY, CARRYALL-II**

FIGURE- ITEM NUMBER	PART NUMBER	UNITS PER ASM	DESCRIPTION			
			1	2	3	4
1 -	NO #		FINAL ASSEMBLY, CARRYALL-II			
- 1	NO #	1	FOR ILLUSTRATION, SEE FIGURE 1-1, SHEET 2 OF 2			
- 2	NO #	1	FUEL SYSTEM ASSEMBLY			
- 3	NO #	1	FOR DETAIL BREAKDOWN, SEE FIGURE 2-14			
- 4	NO #	1	AIR CLEANER ASSEMBLY AND CARBURETOR ASSEMBLY			
- 5	NO #	1	FOR DETAIL BREAKDOWN, SEE FIGURES 2-7 & 2-8			
- 6	NO #	1	FINAL ASSEMBLY, ENGINE			
- 7	NO #	1	FOR DETAIL BREAKDOWN, SEE FIGURE 2-1			
- 8	NO #	1	GENERATOR/STARTER			
- 9	NO #	1	FOR DETAIL BREAKDOWN, SEE FIGURE 2-9			
- 10	1013490	1	PROP ROD WARNING DECAL			
- 11	1013491	1	PROP ROD DECAL			
- 12	NO #	1	DRIVE CLUTCH, DRIVEN CLUTCH, TRANSMISSION & DIFFERENTIAL			
- 13	NO #	1	FOR DETAIL BREAKDOWN, SEE FIGURES 2-4, 2-5, 2-10, AND 2-11			
- 14	NO #	1	FINAL ASSEMBLY, WIRING DIAGRAM			
- 15	NO #	1	FOR DETAIL BREAKDOWN, SEE FIGURE 5-1			
- 16	NO #	1	MUFFLER ASSEMBLY			
- 17	NO #	1	FOR DETAIL BREAKDOWN, SEE FIGURE 2-6			
- 18	NO #	1	REAR SUSPENSION AND BRAKE CLUSTERS, RIGHT & LEFT HAND			
- 19	NO #	1	FOR DETAIL BREAKDOWN, SEE FIGURES 3-3 & 4-1			
- 20	1014774	2	TIRE, POWER RIB, WHITE RIM			
- 21	1014775	2	TIRE, TERRA TRACTION, WHITE RIM			
- 22	1015559	2	TIRE, TERRAGARD TIRE AND WHEEL, BEIGE RIM			
- 23	1013882	1	BATTERY HOLD DOWN			
- 24	1012328	1	BATTERY			
- 25	1011931	2	1/4" WIDE FLAT WASHER			
- 26	8233	2	1/4-20 NYLON LOCKNUT			
- 27	1012404	2	3/8-16 X 3/8 BATTERY TERMINAL BOLT			
- 28	NO #	1	ELECTRICAL COMPONENT BOX			
- 29	NO #	1	FOR DETAIL BREAKDOWN, SEE FIGURE 5-2			
- 30	NO #	1	INNER FRAME ASSEMBLY			
- 31	NO #	1	FOR DETAIL BREAKDOWN, SEE FIGURE 2-13			
- 32	NO #	1	FRONT SUSPENSION			
- 33	NO #	1	FOR DETAIL BREAKDOWN, SEE FIGURE 3-2			
- 34	1011390	2	LUG NUT PACKAGE (8 PIECES)			
- 35	7861	1	GROMMET			
- 36	1013411	1	PROP ROD			
- 37	1013412	1	1/8 PROTRUDING HEAD RIVET			
- 38	1013413	1	3/8 DIAMETER ROD CLIP			
- 39	334	1	3/8 FLAT WASHER SPECIAL			
- 40	7910	1	COTTER PIN			
- 41	1012186	4	DUST SEAL			
- 42	1013392	1	MOVING PARTS WARNING LABEL			
- 43	8056	2	#4-40 X 3/4" ROUND HEAD SCREW			
- 44	1015558	1	REVERSE BUZZER			
- 45	1012431	2	#4 FLAT WASHER			
- 46	8058	2	#4 HELICAL SPRING LOCKWASHER			
- 47	8057	2	#4-40 HEX NUT			
- 48	1015718	4	#4 NYLON WASHER			
- 49	1015720	1	#6-32 X 1/2" PAN HEAD SCREW			
- 50	1011229	1	#6-32 "K" LOCKNUT			
- 51	1015570	1	REVERSE BUZZER KIT			
- 52			INCLUDES ITEMS 20 THRU 36			



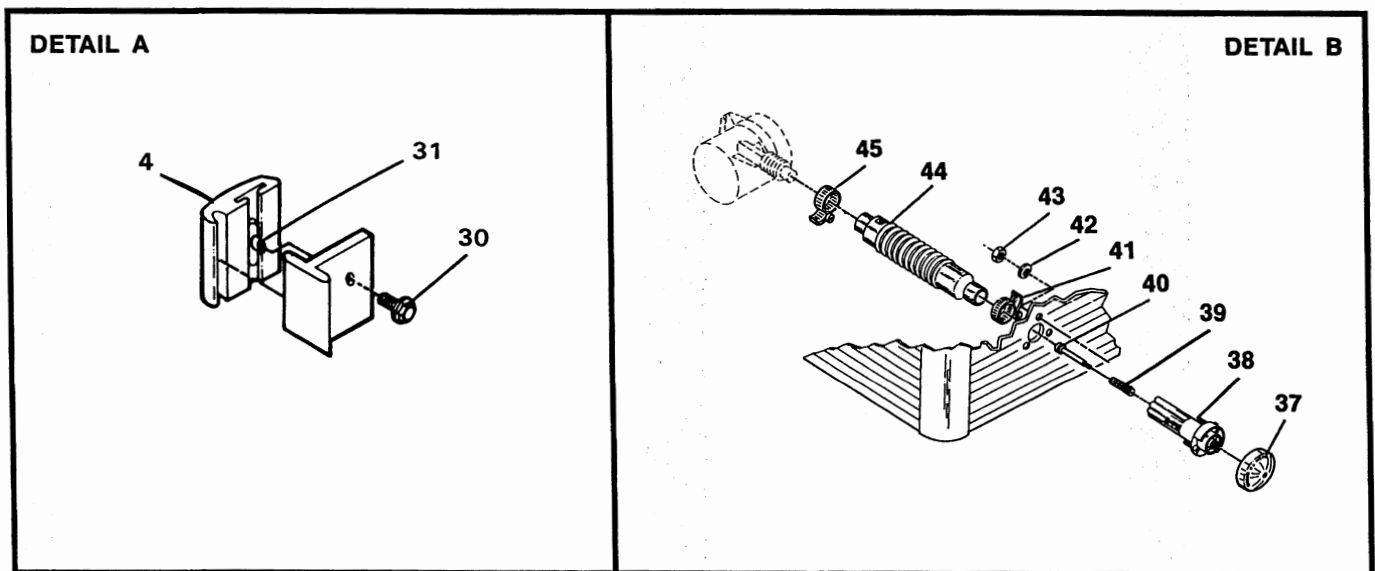
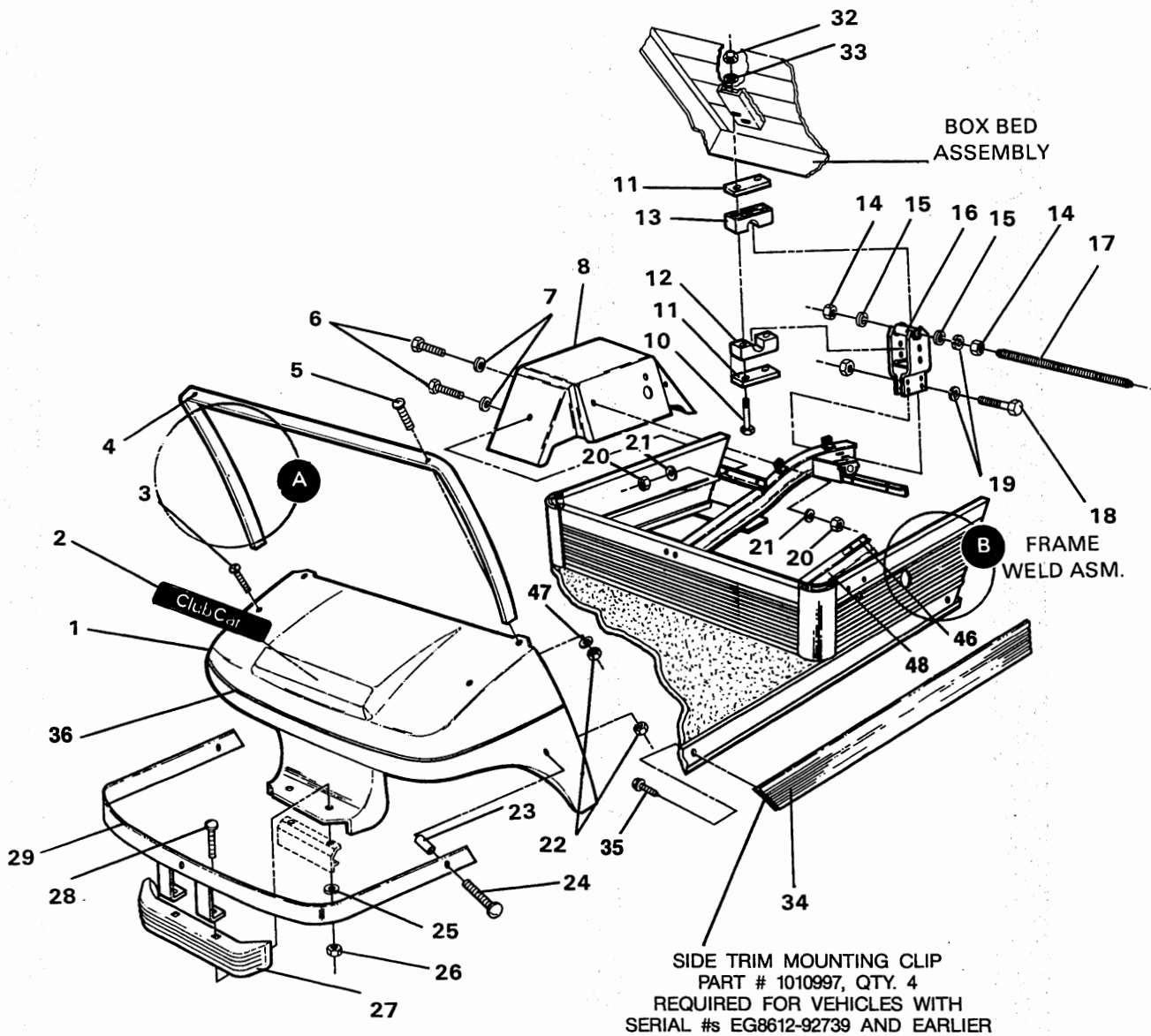


FIGURE 1-2. BODY ASSEMBLY — FRONT & REAR. SEE LIST 1-2.





**BODY ASSEMBLY, FRONT & REAR**

FIGURE-ITEM NUMBER	PART NUMBER	UNITS PER ASM	DESCRIPTION
		1 2 3 4	
2 -	NO #		BODY ASSEMBLY — FRONT & REAR FOR ILLUSTRATION, SEE FIGURE 1-2
- 1	1015123-04	1	COWL - GRAY
- 1	1013908	1	COWL WITH HEADLIGHT OPENING - GRAY
- 2	1013493	1	NAMEPLATE
- 3	7251	2	SCREW — 5/16-18 X 1.00 PHILLIPS HEAD TRUSS
- 4	1011014	1	TRIM COWL
- 5	1010435	2	CARRIAGE BOLT, 5/16-18 UNC
- 6	304	6	BOLT, 1/4-20 X 1" HEX HEAD
- 7	332	6	1/4 FLATWASHER
- 8	1013322	1	INNER FENDER — RIGHT HAND
- 9	1013323	1	INNER FENDER — LEFT HAND (NOT SHOWN)
- 10	8915	4	BOLT, 5/16-18 X 3" HEX HEAD
- 11	1013348	4	BLOCKPLATES
- 12	1010811	2	MOUNT — BRAKE (B)
- 13	1010812	2	MOUNT — BRAKE (A)
- 14	706	8	NUT, 3/8-16 HEX
- 15	334	4	3/8 FLATWASHER
- 16	1013291	2	PIVOT SUPPORT WELD ASSEMBLY
- 17	1013372	1	HINGE CONNECTING ROD
- 18	705	4	BOLT, 3/8-16 X 1-1/4 HEX
- 19	357	6	3/8 LOCKWASHER
- 20	1028	6	NUT, 1/4-20 HEX
- 21	451	6	1/4 LOCKWASHER
- 22	7473	4	LOCKNUT 5/16-18 UNC
- 23	1010546	2	SPACER
- 24	1015405	2	5/16-18 X 2.00" RD. HD. SQ. NK. BOLT
- 25	7174	2	5/16 LOCKWASHER
- 26	1242	2	NUT, 5/16-18 HEX
- 27	1011977	1	FRONT BUMPER
- 28	7818	2	CARRIAGE BOLT, 5/16-18 X 1 1/2
- 29	1014642	1	BUMPER WELD ASSEMBLY
	1014644	1	BUMPER KIT INCLUDES ITEMS 22, 23, 24, 28 & 29
- 30	1011017	6	SCREW FLANGE LOCK
- 31	1011659	4	SLAB BASE "T" NUT
- 32	7473	4	LOCKNUT, 5/16-18 NYLON
- 33	1241	4	5/16 FLATWASHER
- 34	1013985	2	BUMPER GUARD — SIDE (FOR VEHICLES WITH SERIAL NUMBERS EG8612-92740 AND LATER)
- 34	1013437	2	BUMPER GUARD — SIDE (FOR VEHICLES WITH SERIAL NUMBERS EG8612-92739 AND EARLIER)
- 35	1012047	8	#8-32 SELF-TAP SCREW TYPE F (FOR VEHICLES WITH SERIAL NUMBERS EG8612-92740 AND LATER)
- 35	8626	4	#10 AB x 5/8 SLOTTED HEX HEAD SCREW (FOR VEHICLES WITH SERIAL NUMBERS EG8612-92739 AND EARLIER)
- 36	1013327	A/R	PIN STRIPE (150' ROLL)
- 37	1012629	1	CHOKE COVER
- 38	1012633	1	CHOKE COMPRESSION SPRING
- 39	1012630	1	CHOKE BASE
- 40	1012634	1	SHOULDER SCREW
- 41	1012349	1	2" HOSE CLAMP
- 42	183	3	#10 FLATWASHER
- 43	1013061	3	#10-32 NYLON LOCKNUT
- 44	1012352	1	AIR INTAKE HOSE
- 45	1012348	1	2 3/4" HOSE CLAMP
- 46	1013394	1	FRAME GROUND WARNING LABEL
- 47	1241	2	5/16 FLAT WASHER
- 48	1013417	1	BATTERY DANGER LABEL



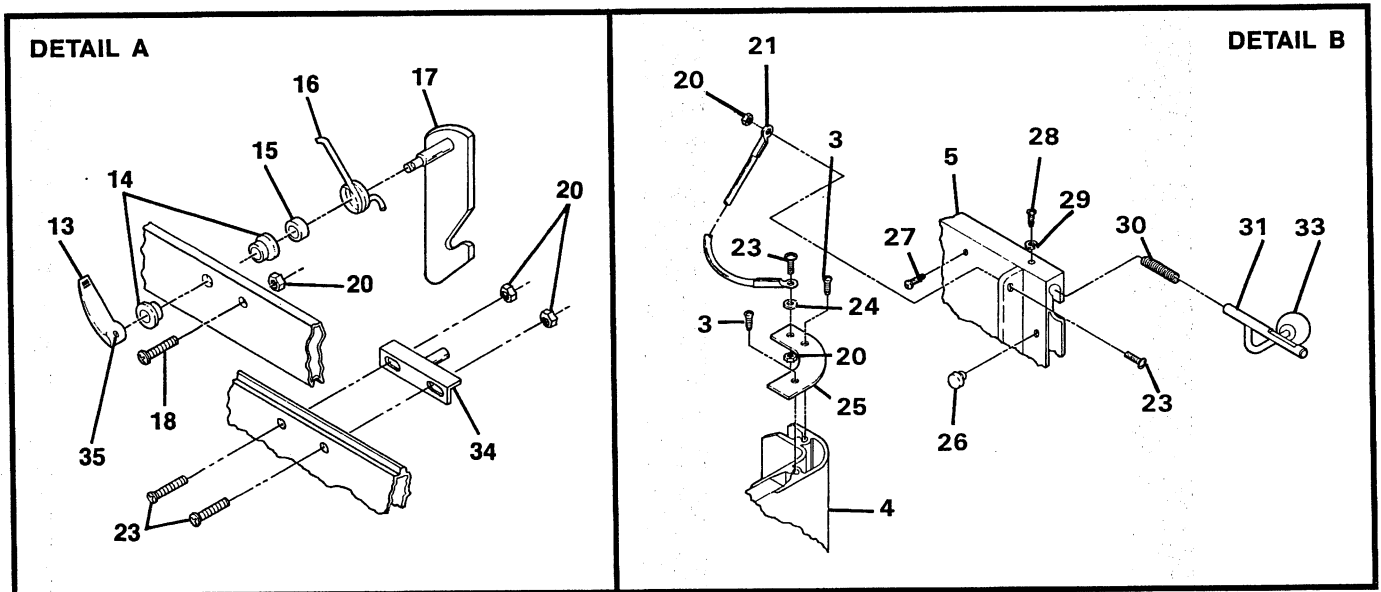
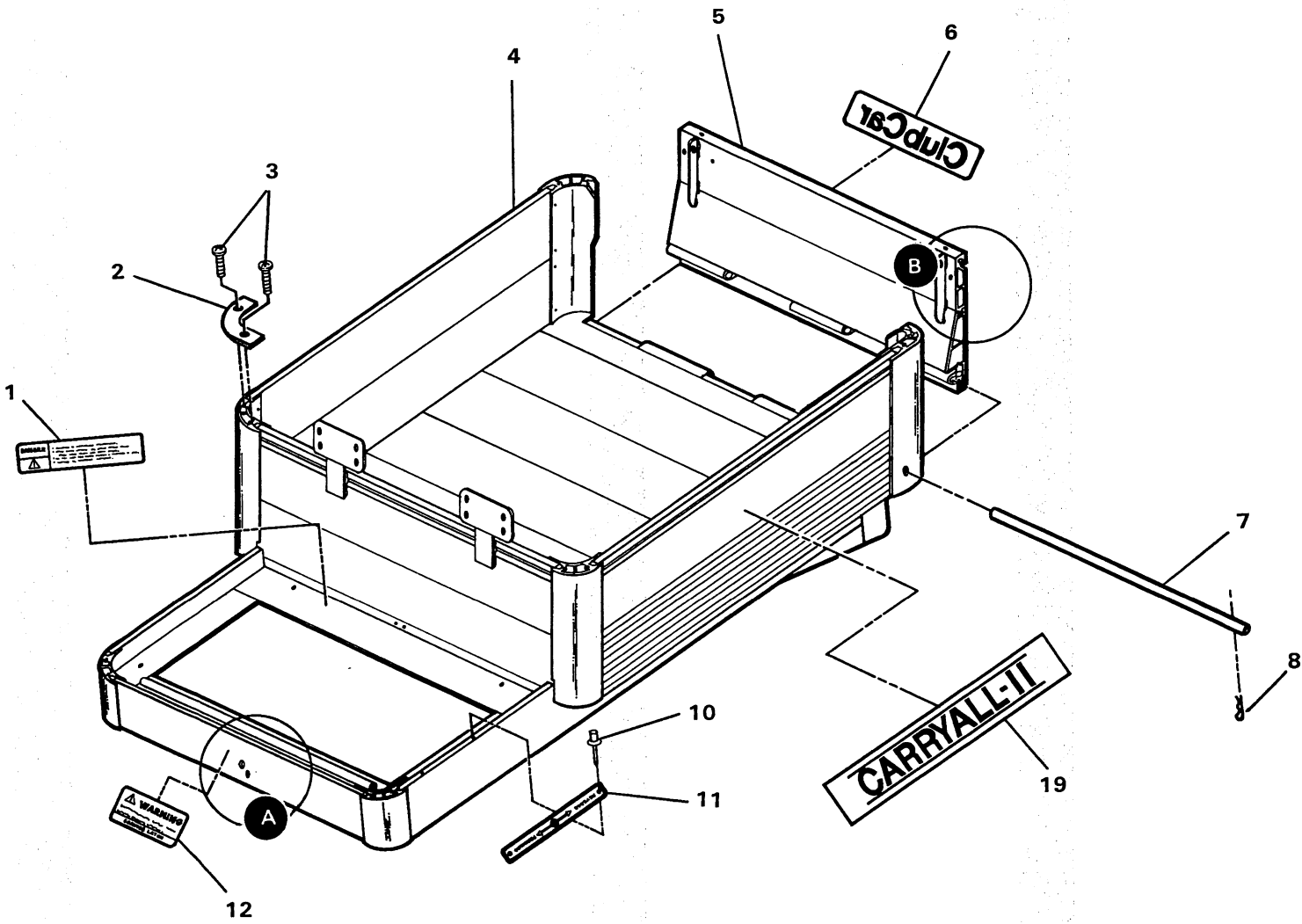


FIGURE 1-3. BOX BED ASSEMBLY. SEE LIST 1-3.



## BOX BED ASSEMBLY

FIGURE- ITEM NUMBER	PART NUMBER	UNITS PER ASM	1 2 3 4	DESCRIPTION
3 -	NO #			BOX BED ASSEMBLY FOR ILLUSTRATION, SEE FIGURE 1-3
- 1	1013395	1		DANGER DECAL
- 2	1013306	4		CORNER CAP
- 3	1013304	12		#10-24 X 5/8 THREAD CUT SCREW
- 4	1013287	1		BED RAIL FRAME & BOX WELDMENT
- 5	1013719	1		TAILGATE WELDMENT
- 6	1013317	1		LOGO DECAL
- 7	1013305	1		TAILGATE SHAFT
- 8	1013366	2		HAIR SPRING COTTER PIN
- 9	1013325	1		"CARRYALL-II" DECAL — RIGHT (NOT SHOWN)
- 10	1013357	2		5/32" POP RIVET
- 11	1013362	1		F&R NAMEPLATE
- 12	1013489	1		SERVICE LATCH DECAL
- 13	1014897	1		SERVICE LATCH HANDLE
- 14	1032	2		NYLON BUSHING
- 15	1013405	1		NYLON SPACER BUSHING
- 16	1013402	1		BED LATCH TORSION SPRING
- 17	1014266	1		LATCH & SHAFT ASSEMBLY
- 18	8418	1		1/4-20 X 1 1/2 PHILLIPS TRUSS HEAD MACHINE SCREW
- 19	1013326	1		"CARRYALL-II" DECAL — LEFT
- 20	8233	7		1/4-20 NYLON LOCKNUT
- 21	1013384	2		WIRE ROPE & EYE ASSEMBLY
- 22	1013705	1		TAILGATE CORNER CAP — RIGHT (NOT SHOWN)
- 23	8248	6		1/4-20 X 3/4 TRUSS HEAD PHILLIPS SCREW
- 24	1011964	2		1/4 FLATWASHER — STAINLESS STEEL
- 25	1013581	1		TAILGATE CORNER CAP — LEFT
- 26	1013480	2		TAILGATE BUMPER
- 27	7577	2		#10 X 1/2 PHILLIPS PAN HEAD SCREW
- 28	1012047	2		#8-32 SELF TAP SCREW
- 29	1011610	2		LOCKWASHER
- 30	1012633	2		CHOKE COMPRESSION SPRING
- 31	1013202	1		HANDLE WELDMENT — LEFT
- 32	1013203	1		HANDLE WELDMENT — RIGHT (NOT SHOWN)
- 33	1013318	2		KNOB
- 34	1013404	1		LATCH PIN ASSEMBLY
- 35	1014895	1		1/4-20 X 5/16 RD. HD. MACHINE SCREW



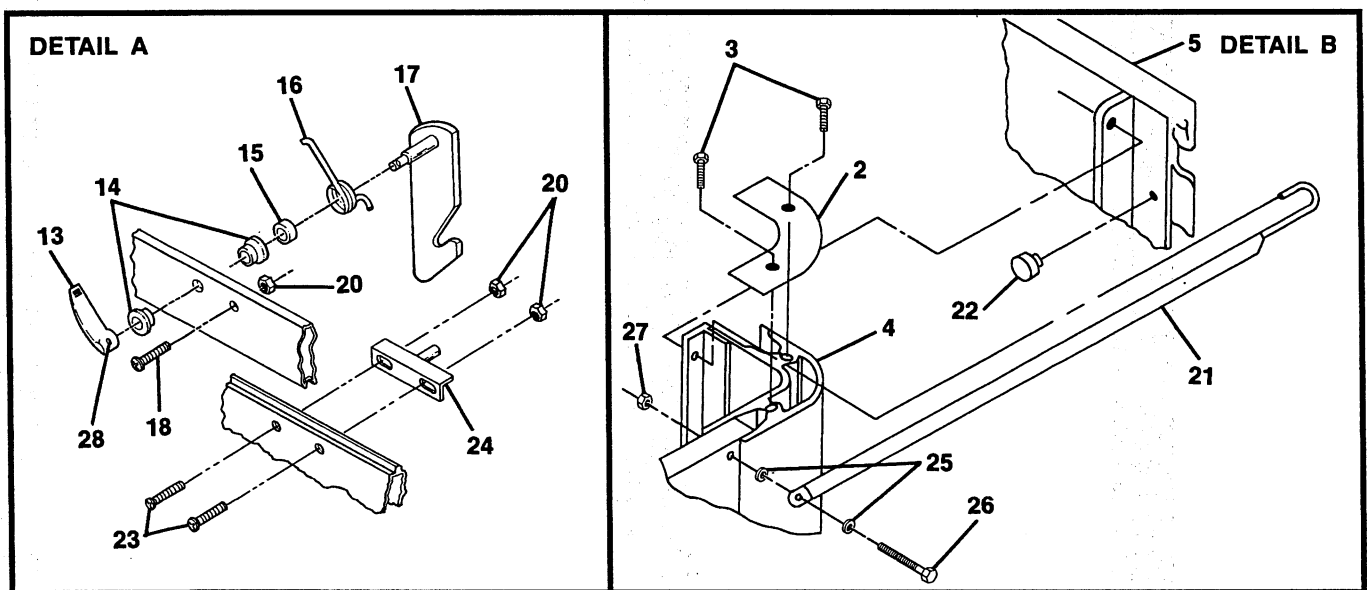
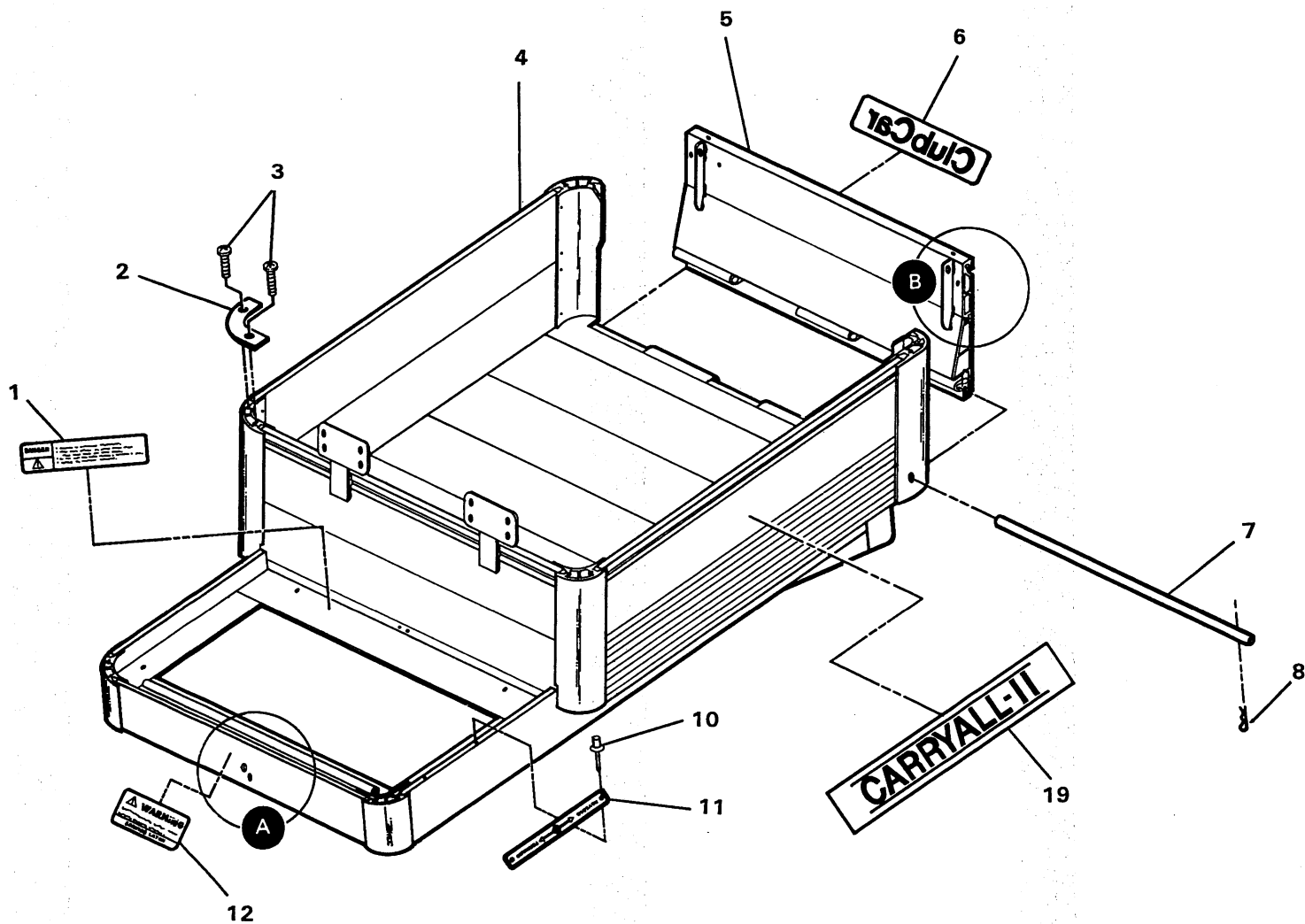


FIGURE 1-3A. BOX BED ASSEMBLY. SEE LIST 1-3A.



**BOX BED ASSEMBLY**

FIGURE- ITEM NUMBER	PART NUMBER	UNITS PER ASM	DESCRIPTION
3A -	NO #		BOX BED ASSEMBLY
			FOR ILLUSTRATION, SEE FIGURE 1-3A
- 1	1013395	1	DANGER DECAL
- 2	1014445	6	CORNER CAP
- 3	1013304	12	#10-24 X 5/8 THREAD CUT SCREW
- 4	1015052	1	BED RAIL FRAME & BOX WELDMENT
- 5	1014266	1	TAILGATE WELDMENT
- 6	1013317	1	LOGO DECAL
- 7	1013305	1	TAILGATE SHAFT
- 8	1013366	2	HAIR SPRING COTTER PIN
- 9	1013325	1	"CARRYALL-II" DECAL — RIGHT (NOT SHOWN)
- 10	1013357	2	5/32" POP RIVET
- 11	1013362	1	F&R NAMEPLATE
- 12	1013489	1	SERVICE LATCH DECAL
- 13	1014897	1	SERVICE LATCH HANDLE
- 14	1032	2	NYLON BUSHING
- 15	1013405	1	NYLON SPACER BUSHING
- 16	1013402	1	BED LATCH TORSION SPRING
- 17	1014226	1	LATCH & SHAFT ASSEMBLY
- 18	1010505	1	1/4-20 X 1 1/4 PHILLIPS TRUSS HEAD MACHINE SCREW
- 19	1013326	1	"CARRYALL-II" DECAL — LEFT
- 20	8233	3	1/4-20 NYLON LOCKNUT
- 21	1014131	2	CHAIN & HOOK ASSEMBLY
- 22	1013480	2	TAILGATE BUMPER
- 23	8248	2	1/4-20 X 3/4" TRUSS HEAD PHILLIPS SCREW
- 24	1013404	1	LATCH PIN ASSEMBLY
- 25	1011697	4	5/16 FLATWASHER
- 26	8963	2	5/16-18 X 1 3/4" HEX HEAD BOLT
- 27	7473	2	5/16-18 NYLON LOCKNUT
- 28	1014895	1	1/4-20 X 5/16" ROUND HEAD MACHINE SCREW



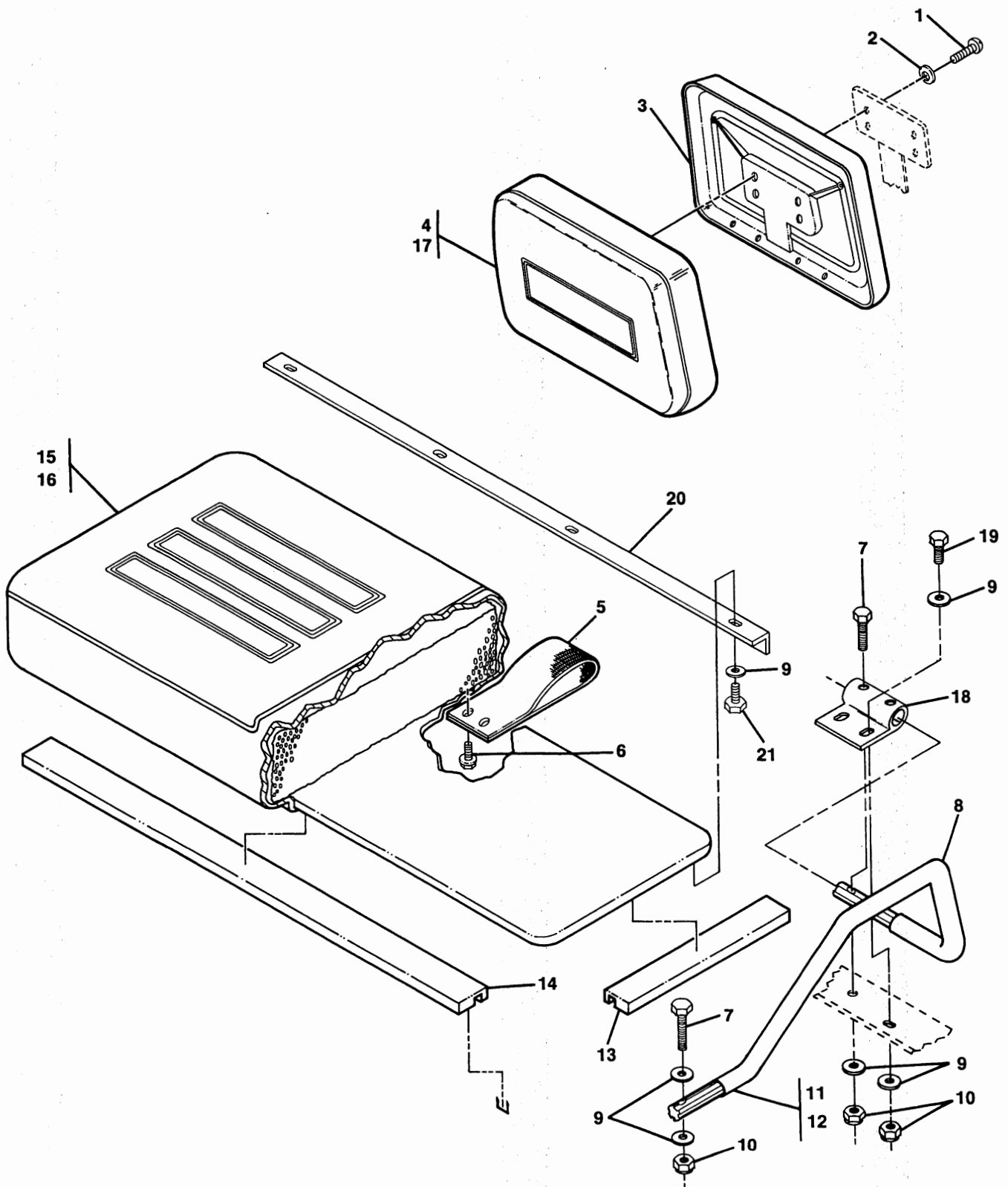


FIGURE 1-4. SEAT BACK & SEAT BOTTOM ASSEMBLY. SEE LIST 1-4.

ClubCar®

CARRYALL-II

## SEAT BACK & SEAT BOTTOM ASSEMBLY

FIGURE- ITEM NUMBER	PART NUMBER	UNITS PER ASM	1 2 3 4	DESCRIPTION
4 -	NO #			SEAT BACK & SEAT BOTTOM ASSEMBLY FOR ILLUSTRATION, SEE FIGURE 1-4
- 1	8248	8		SCREW, 1/4-20 X 3/4"
- 2	8304	8		LOCKWASHER, 1/4 INTERNAL TOOTH
- 3	1013335	2		CAP, SEAT BACK - BLACK
- 4	1015652-02	2		SEAT BACK ASSEMBLY - THIN WHITE WITH BLACK CAP
- 5	1013309	1		BAG STRAP, SEAT BOTTOM
- 6	1010545	2		SCREW, 1/4-14 X 3/4 TYPE AB
- 7	7479	4		HEX BOLT, 1/4-20 X 1 1/4
- 8	1013319	2		VINYL ARMREST
- 9	332	14		1/4 FLAT WASHER
- 10	8233	6		1/4-20 NYLON LOCKNUT
- 11	1013321	1		LEFT ARMREST ASSEMBLY INCLUDES ITEM 8
- 12	1013320	1		RIGHT ARMREST ASSEMBLY INCLUDES ITEM 8
- 13	1013311	4		SEAT BUMPER — SHORT
- 14	1013312	1		SEAT BUMPER — LONG
- 15	1015645-02	1		SEAT BOTTOM ASSEMBLY - WHITE INCLUDES ITEMS 5, 6, 13 AND 14 FOR ILLUSTRATION, SEE FIGURE 1-4
- 16	1015627-02	A/R		VINYL COVER — SEAT BOTTOM - WHITE
- 17	1015626-02	A/R		VINYL COVER — SEAT BACK - WHITE
- 18	1014662	2		ARMREST MOUNTING BRACKET
- 19	7847	2		HEX BOLT, 1/4-20 X 3/4"
- 20	1014734	1		SEAT BOTTOM STIFFENER
- 21	304	4		HEX BOLT, 1/4-20 X 1"



1

1. The first part of the document discusses the importance of maintaining accurate records of all transactions and activities. It emphasizes that this is crucial for ensuring transparency and accountability in the organization's operations.

2. The second part of the document outlines the various methods and tools used to collect and analyze data. It highlights the need for consistent and reliable data collection processes to support informed decision-making.

3. The third part of the document focuses on the role of technology in data management and analysis. It discusses how modern software solutions can streamline data collection, storage, and reporting, thereby improving efficiency and accuracy.

4. The fourth part of the document addresses the challenges associated with data security and privacy. It provides guidelines for implementing robust security measures to protect sensitive information from unauthorized access and breaches.

5. The fifth part of the document discusses the importance of data quality and the steps taken to ensure it. It emphasizes that high-quality data is essential for generating meaningful insights and making effective business decisions.

6. The sixth part of the document explores the integration of data from different sources and systems. It highlights the benefits of a unified data ecosystem for providing a comprehensive view of the organization's performance and operations.

7. The seventh part of the document discusses the role of data in strategic planning and decision-making. It emphasizes that data-driven insights are critical for identifying opportunities, assessing risks, and formulating effective strategies.

8. The eighth part of the document addresses the importance of data literacy and training for all employees. It stresses that having a data-savvy workforce is essential for maximizing the value of the organization's data assets.

9. The ninth part of the document discusses the ethical considerations surrounding data collection and use. It emphasizes the need for transparency, consent, and responsible data handling practices to build trust and maintain a positive reputation.

10. The tenth part of the document provides a summary of the key points discussed and offers final thoughts on the future of data management. It concludes by emphasizing the ongoing nature of data-driven innovation and the need for continuous improvement and adaptation.

11. The eleventh part of the document discusses the importance of data governance and the role of a data governance committee. It highlights the need for clear policies, roles, and responsibilities to ensure the effective and ethical use of data across the organization.

12. The twelfth part of the document addresses the importance of data backup and disaster recovery. It emphasizes that having a robust backup strategy is essential for protecting the organization's data from loss and ensuring business continuity in the event of a disaster.

13. The thirteenth part of the document discusses the importance of data archiving and the role of data retention policies. It highlights the need for a clear and consistent approach to managing data over its entire lifecycle, from creation to deletion.



## **Section II**

# **POWER TRAIN GROUP**

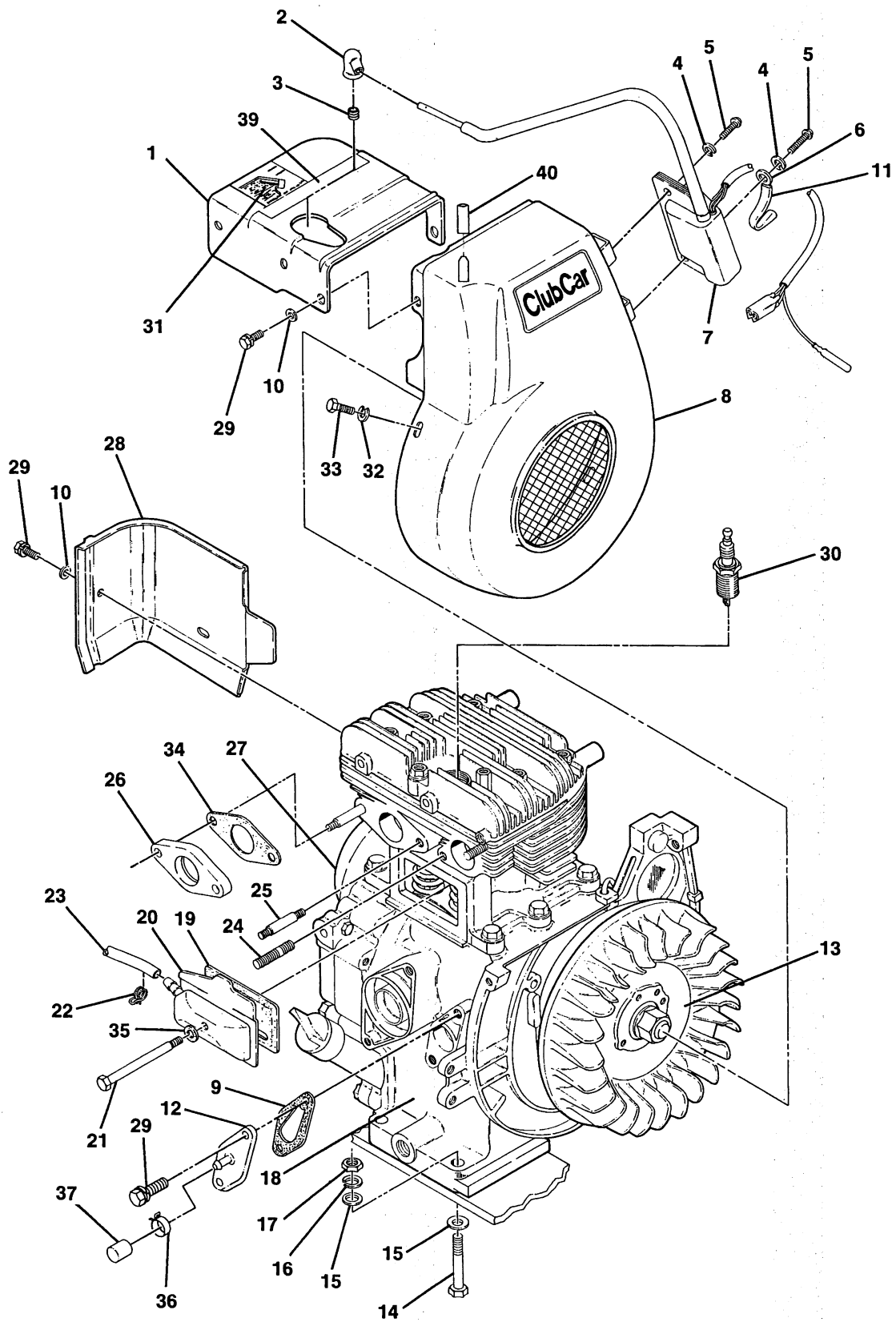


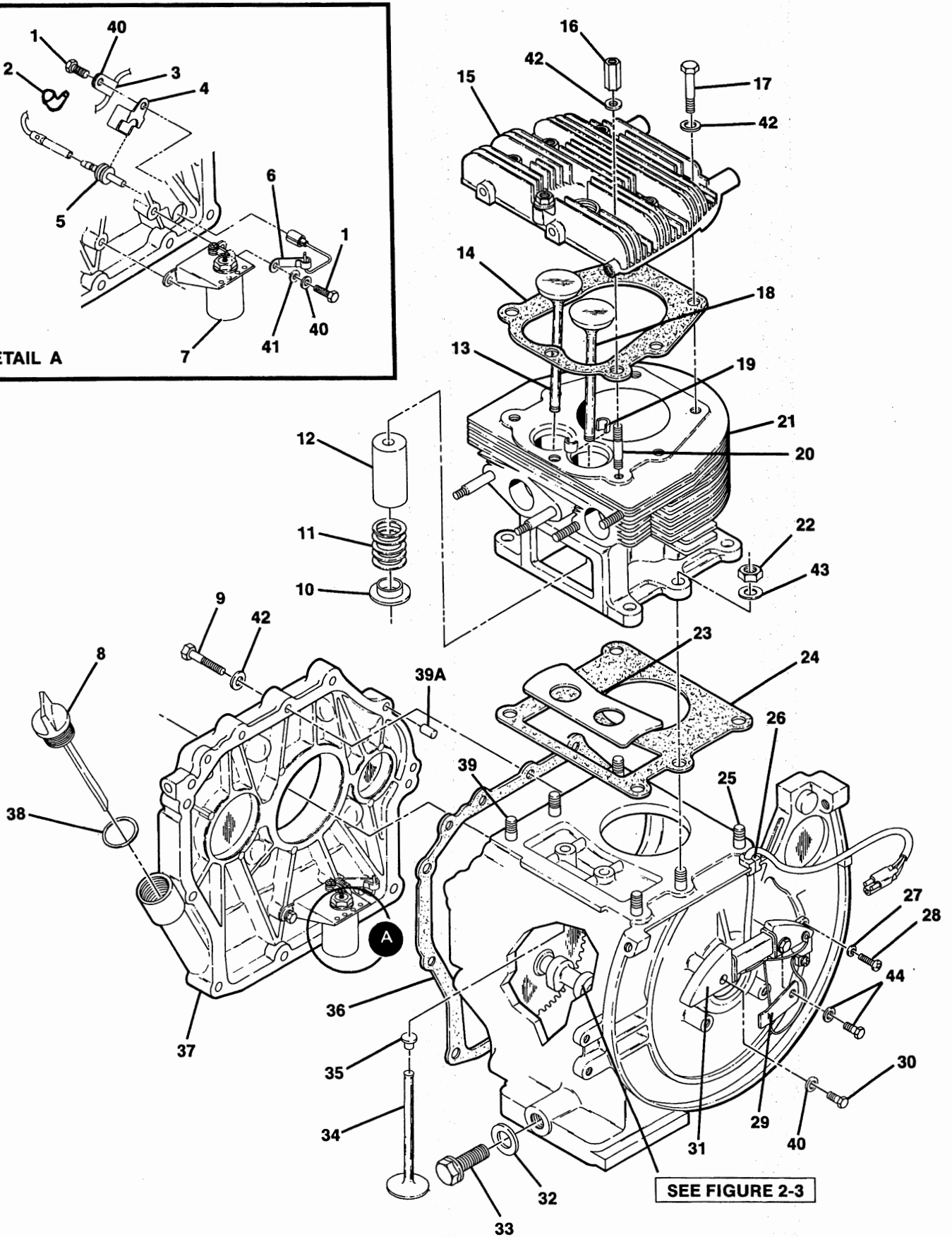
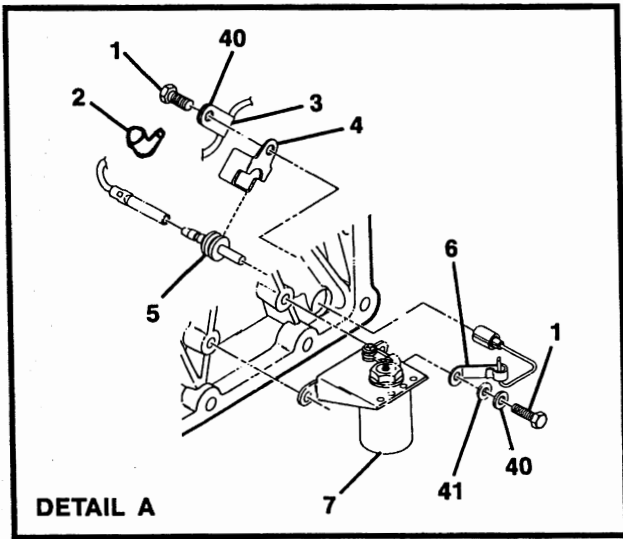
FIGURE 2-1. FINAL ASSEMBLY, ENGINE. SEE LIST 2-1.



## FINAL ASSEMBLY, ENGINE

FIGURE- ITEM NUMBER	PART NUMBER	UNITS PER ASM	DESCRIPTION			
			1	2	3	4
1 -	1013748	1	FINAL ASSEMBLY, ENGINE WITH CARBURETOR FOR ILLUSTRATION, SEE FIGURE 2-1			
- 1	1013954	1	SHROUD			
- 2	1012845	1	CAP, PLUG			
- 3	1012844	1	SPRING			
- 4	451	8	LOCKWASHER, 1/4			
- 5	1012893	2	SCREW, 6 X 20			
- 6	1012843	1	CLAMP			
- 7	1012520	1	IGNITER			
- 8	1014533	1	HOUSING FAN			
- 9	1013952	1	GASKET			
- 10	332	5	FLATWASHER, 1/4			
- 11	1012945	1	TUBE, WIRE CLAMP			
- 12	1013953	1	COVER, PUMP			
- 13	1012866	1	FLYWHEEL			
- 14	8861	4	BOLT, 3/8-16 X 1-3/4			
- 15	1011990	8	FLATWASHER, 3/8			
- 16	357	4	LOCKWASHER, 3/8			
- 17	706	4	NUT, HEX, 3/8-16			
- 18	1013988	1	CRANKCASE ASSEMBLY KIT INCLUDES ITEMS 9, 12, 18, 29, 36, 37			
- 19	1012846	1	GASKET			
- 20	1012847	1	COVER, INSPECTION			
- 21	1012853	1	BOLT, 6 X 70			
- 22	1012849	1	CLIP			
- 23	1012848	1	TUBE, RUBBER			
- 24	1012889	2	STUD, 8 X 33			
- 25	1012890	2	STUD, 6 X 38			
- 26	1012887	1	INSULATOR			
- 27	NO #	1	DRIVE CLUTCH FOR DETAIL BREAKDOWN, SEE FIGURE 2-2			
- 28	1012841	1	COVER, CYLINDER			
- 29	1012529	7	BOLT WITH LOCKWASHER, 6 X 12			
- 30	1012522	1	PLUG, SPARK			
- 31	1014504	1	DECAL, ENGINE OIL LEVEL			
- 32	7174	4	LOCKWASHER, 5/16			
- 33	1012891	4	BOLT, 8 X 16			
- 34	1012509	1	GASKET			
- 35	1012852	1	GASKET			
- 36	1013746	1	CLAMP HOSE			
- 37	1013818	1	SLEEVE CAP			
- 39	1012577	1	DECAL, ENGINE OIL			
- 40	1014532	1	TUBE, CLAMP			





**FIGURE 2-2. FINAL ASSEMBLY, ENGINE. SEE LIST 2-2.**



## FINAL ASSEMBLY, ENGINE

FIGURE- ITEM NUMBER	PART NUMBER	UNITS PER ASM	DESCRIPTION			
			1	2	3	4
2 -	NO #		FINAL ASSEMBLY, ENGINE FOR ILLUSTRATION, SEE FIGURE 2-2			
- 1	1012909	3	BOLT, 6 X 14			
- 2	1012945	2	TUBING			
- 3	1012981	1	CLAMP			
- 4	1012939	1	HOLDER			
- 5	1012938	1	CONNECTOR, CORD			
- 6	1012941	1	CLAMP			
- 7	1012984	1	OIL SENDING UNIT			
- 8	1012523	1	GAUGE, OIL			
- 9	1012895	9	BOLT, 8 X 38			
- 10	1012864	2	SEAT, SPRING			
- 11	1012525	2	SPRING, VALVE			
- 12	1012983	1	GUIDE, EXHAUST VALVE			
- 13	1012513	1	VALVE, INLET			
- 14	1012511	1	GASKET, HEAD			
- 15	1013963	1	HEAD, CYLINDER			
- 16	1012857	1	NUT, LONG			
- 17	1012899	6	BOLT, 8 X 45			
- 18	1012514	1	VALVE, EXHAUST			
- 19	1012863	2	COLLET, VALVE			
- 20	1012926	1	STUD			
- 21	1012512	1	CYLINDER ASSEMBLY			
- 22	1012708	6	NUT, 10MM			
- 23	1012858	1	PLATE, BREATHER			
- 24	1012518	1	GASKET, CYLINDER			
- 25	1012985	5	STUD			
- 26	1012854	1	GROMMET			
- 27	1012986	2	LOCKWASHER, M4			
- 28	1012898	2	SCREW, 4 X 14			
- 29	1012855	1	CLAMP			
- 30	1012897	1	BOLT, 6 X 30			
- 31	1012521	1	COIL EXCITING			
- 32	1012861	1	GASKET			
- 33	1012860	1	PLUG, MAIN DRAIN			
- 34	1012865	2	TAPPET			
- 35	1012947	A/R	CAP, TAPPET t = 2.7MM			
- 35	1012948	A/R	CAP, TAPPET t = 2.9MM			
- 35	1012949	A/R	CAP, TAPPET t = 3.15MM			
- 35	1012950	A/R	CAP, TAPPET t = 3.4MM			
- 35	1012951	A/R	CAP, TAPPET t = 3.65MM			
- 36	1012519	1	GASKET			
- 37	1012894	1	SIDE BASE			
- 38	1012862	1	O-RING			
- 39	1012927	1	STUD			
- 39A	1012896	2	PIN, DOWEL			
- 40	451	6	LOCKWASHER, 1/4			
- 41	332	2	FLATWASHER, 1/4			
- 42	1241	9	FLATWASHER, 5/16			
- 43	1011990	6	FLATWASHER, 3/8			
- 44	1012529	1	BOLT WITH LOCKWASHER, 6 X 12			



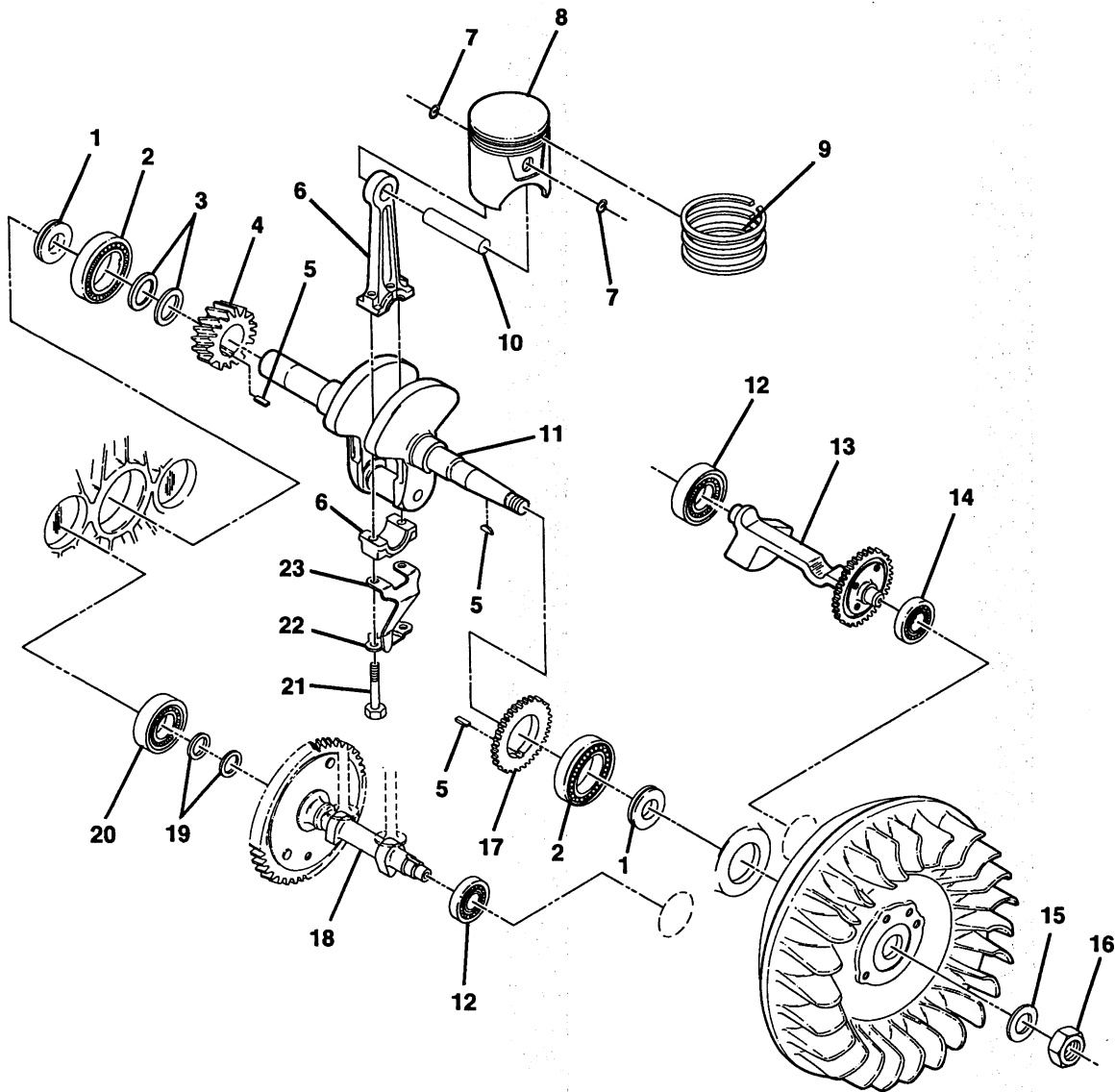


FIGURE 2-3. FINAL ASSEMBLY, ENGINE. SEE LIST 2-3.



## FINAL ASSEMBLY, ENGINE

FIGURE- ITEM NUMBER	PART NUMBER	UNITS PER ASM	1 2 3 4	DESCRIPTION
3 -	NO #			FINAL ASSEMBLY, ENGINE FOR ILLUSTRATION, SEE FIGURE 2-3
- 1	1012524	2		SEAL, OIL
- 2	1012867	2		BEARING, BALL, 6306
- 3	1012873	A/R		SHIM, t = 1.05MM
- 3	1012954	A/R		SHIM, t = 1.40MM
- 3	1012955	A/R		SHIM, t = 1.70MM
- 4	1012872	1		GEAR, CRANK
- 5	1012871	3		KEY
- 6	1012517	1		CONNECTING ROD ASSEMBLY
- 7	1012878	2		RING, SNAP
- 8	1012515	1		PISTON, STANDARD
- 8	1012958	A/R		PISTON, .25MM OVERSIZE
- 8	1012959	A/R		PISTON, .50MM OVERSIZE
- 9	1012516	1		PISTON RING SET, STANDARD
- 9	1012960	A/R		PISTON RING SET, .25MM OVERSIZE
- 9	1012961	A/R		PISTON RING SET, .50MM OVERSIZE
- 10	1012879	1		PIN, PISTON
- 11	1013989	1		CRANK SHAFT ASSEMBLY INCLUDES ITEMS 4, 5 AND 17
- 12	1012877	2		BEARING, BALL, 6203
- 13	1013964	1		SHAFT COMPLETE
- 14	1012884	1		BEARING, BALL, 6202
- 15	1012886	1		WASHER, 18MM
- 16	1012885	1		NUT, LEFT HAND, 18MM
- 17	1013990	1		GEAR, HELICAL
- 18	1013965	1		CAM SHAFT COMPLETE
- 19	1012875	A/R		SHIM, t = 1.05MM
- 19	1012952	A/R		SHIM, t = 1.40MM
- 19	1012953	A/R		SHIM, t = 1.70MM
- 20	1012874	1		BEARING, BALL, 6306
- 21	1012882	2		BOLT, CONNECTING ROD
- 22	1012881	1		LOCKWASHER
- 23	1012880	1		ARM, SPLASH



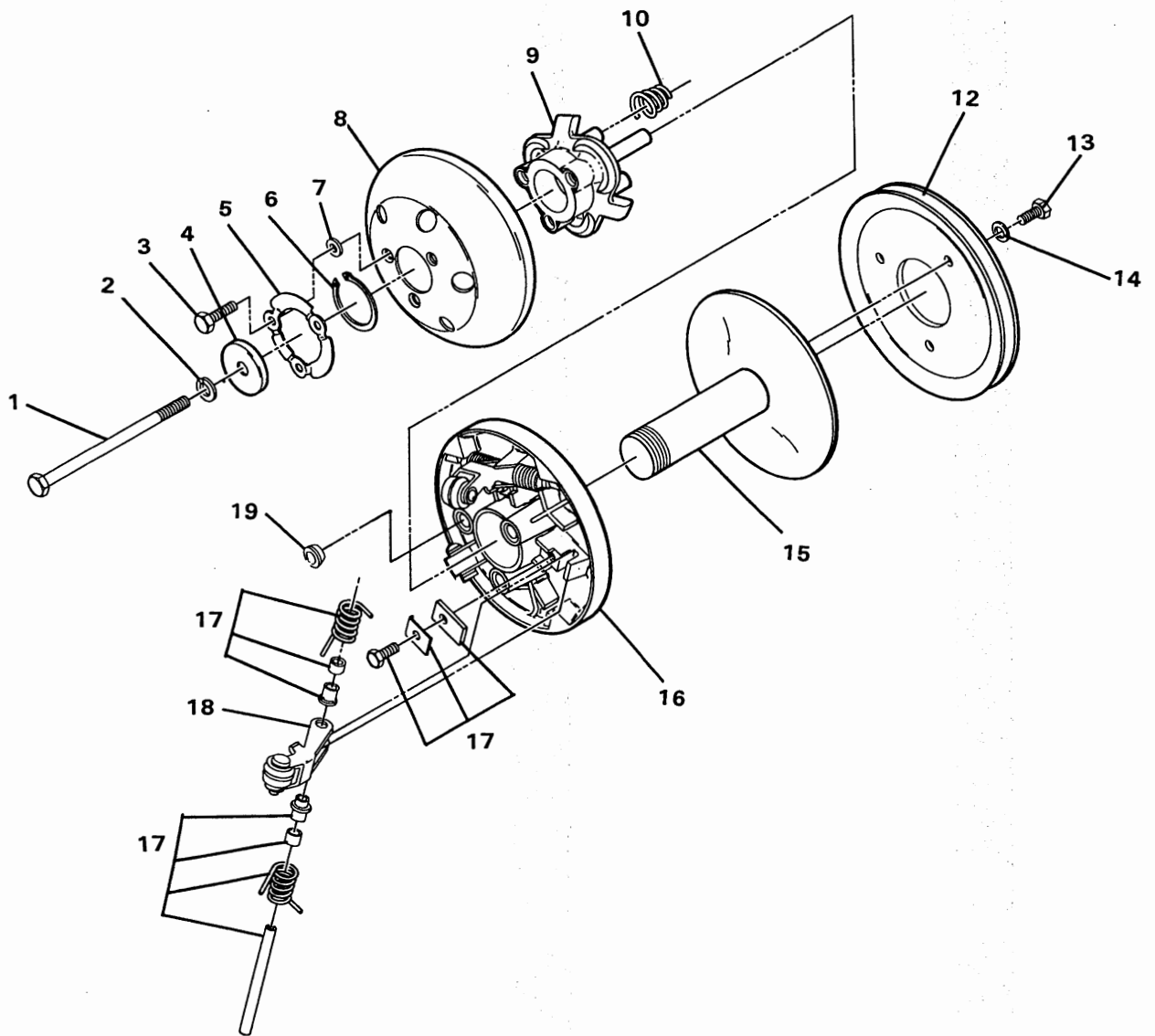


FIGURE 2-4. DRIVE CLUTCH. SEE LIST 2-4.

ClubCar®

CARRYALL-II



## DRIVE CLUTCH

FIGURE- ITEM NUMBER	PART NUMBER	UNITS PER ASM	DESCRIPTION			
			1	2	3	4
4 -	1012287	1	DRIVE CLUTCH FOR ILLUSTRATION, SEE FIGURE 2-4			
- 1	1012441	1	BOLT, HEX HEAD, 3/8-24 X 5-1/2			
- 2	357	1	LOCKWASHER, 3/8			
- 3	7847	3	BOLT, HEX HEAD, 1/4-20 X 3/4			
- 4	1012814	1	WASHER, RETAINING			
- 5	1012815	1	RING, SCREW LOCK			
- 6	1012816	1	RING, RETAINING			
- 7	332	3	FLATWASHER, 1/4			
- 8	1012818	1	PLATE, RAMP			
- 9	1012819	1	SPIDER			
- 10	1012820	3	SPRING, CONICAL			
- 11	1012289	1	DRIVE BELT (NOT SHOWN)			
- 12	1012824	1	SHEAVE, V BELT			
- 13	1012825	3	BOLT, HEX HEAD, 5/16-18 X 5/8			
- 14	7174	3	LOCKWASHER, 5/16			
- 15	1012823	1	FIXED FACE AND HUB ASSEMBLY			
- 16	1012826	1	MOVABLE FACE ASSEMBLY			
- 17	1012829	1	RELEASE SPRING KIT			
- 18	1012828	1	ROLLER ARM ASSEMBLY KIT			
- 19	1012821	3	SEAT, CONICAL SPRING			
- 20	1012338	1	STARTER/GENERATOR BELT (NOT SHOWN)			



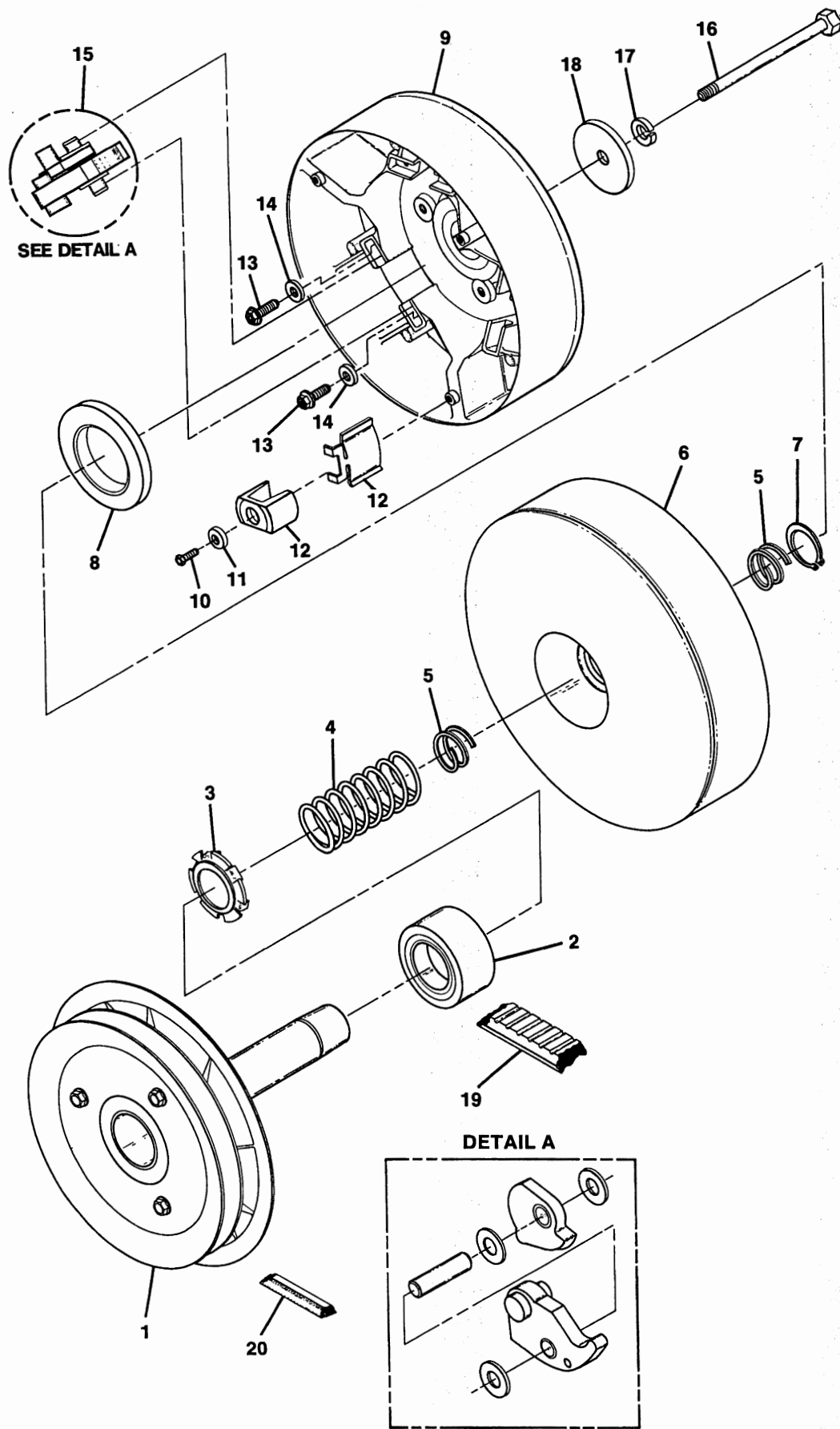


FIGURE 2-4A. DRIVE CLUTCH. SEE LIST 2-4A.

## DRIVE CLUTCH

FIGURE- ITEM NUMBER	PART NUMBER	UNITS PER ASM	1 2 3 4	DESCRIPTION
4A -	1014449	1		DRIVE CLUTCH
				FOR ILLUSTRATION, SEE FIGURE 2-4A
- 1	1014451	1		FIXED FACE — DRIVE
- 2	1014049	1		IDLER BEARING
- 3	1014050	1		SPRING RETAINER
- 4	1014051	1		SPRING — DRIVE CLUTCH
- 5	1014056	2		SPIRAL — BACK-UP RING
- 6	1014052	1		MOVABLE FACE
- 7	1014057	1		RETAINING RING
- 8	1014058	1		THRUST WASHER
- 9	1014059	1		DRIVE HUB
- 10	8450	3		#10-24 X 1/2" HEX HEAD SCREW
- 11	183	3		#10 FLATWASHER
- 12	1014453	1		DRIVE CLUTCH BUTTON KIT INCLUDES ITEMS 10 AND 11
- 13	1014063	6		1/4-20 HEX HEAD WASHER FACE SCREW
- 14	1014784	6		FLATWASHER, CLUTCH
- 15	1014455	1		DRIVE CLUTCH WEIGHT KIT INCLUDES ITEMS 13 AND 14
- 16	1012441	1		3/8-24 X 5-1/2" HEX BOLT
- 17	357	1		3/8" LOCKWASHER
- 18	808	1		3/8" TYPE B FLATWASHER
- 19	1014081	1		DRIVE BELT
- 20	1014290	1		STARTER/GENERATOR BELT



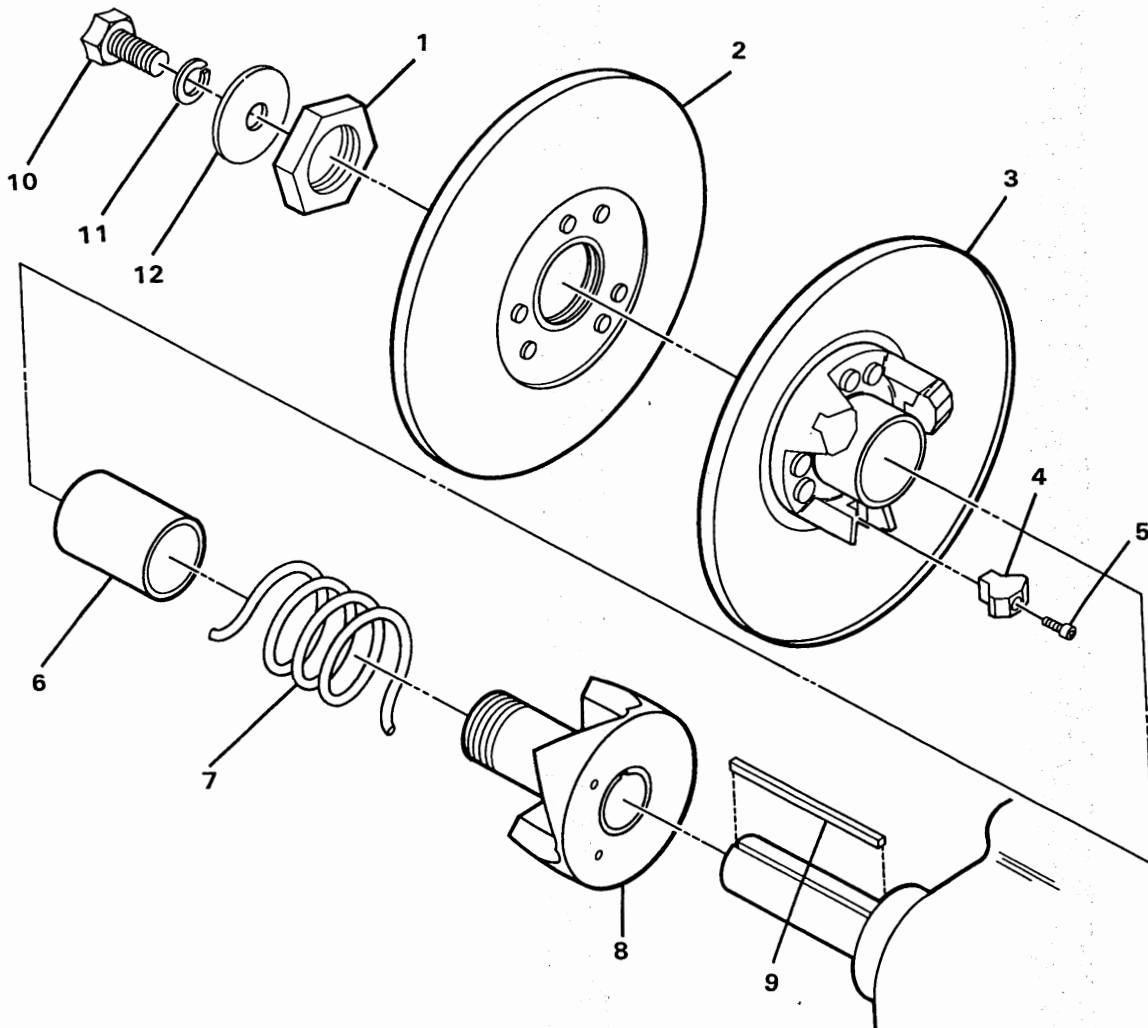


FIGURE 2-5. DRIVEN CLUTCH. SEE LIST 2-5.

FIGURE-ITEM NUMBER	PART NUMBER	UNITS PER ASM	DESCRIPTION
5 -	1012288	1	DRIVEN CLUTCH FOR ILLUSTRATION, SEE FIGURE 2-5
- 1	1012831	1	NUT, HEX
- 2	1012832	1	FIXED FACE ASSEMBLY
- 3	1012833	1	MOVABLE FACE ASSEMBLY INCLUDES ITEMS 4, 5 AND 6
- 4	1012982	1	CAM BUTTON KIT INCLUDES ITEM 5
- 5	1012836	3	SCREW, SOCKET HEAD CAP, #8-32 X 3/4
- 6	1012834	1	BUSHING
- 7	1012837	1	SPRING
- 8	1012838	1	CAM AND HUB ASSEMBLY
- 9	1012455	1	KEY
- 10	7173	1	BOLT, HEX HEAD, 5/16-18 X 3/4
- 11	7174	1	LOCKWASHER, 5/16
- 12	1012571	1	FLATWASHER, HEAVY, 5/16

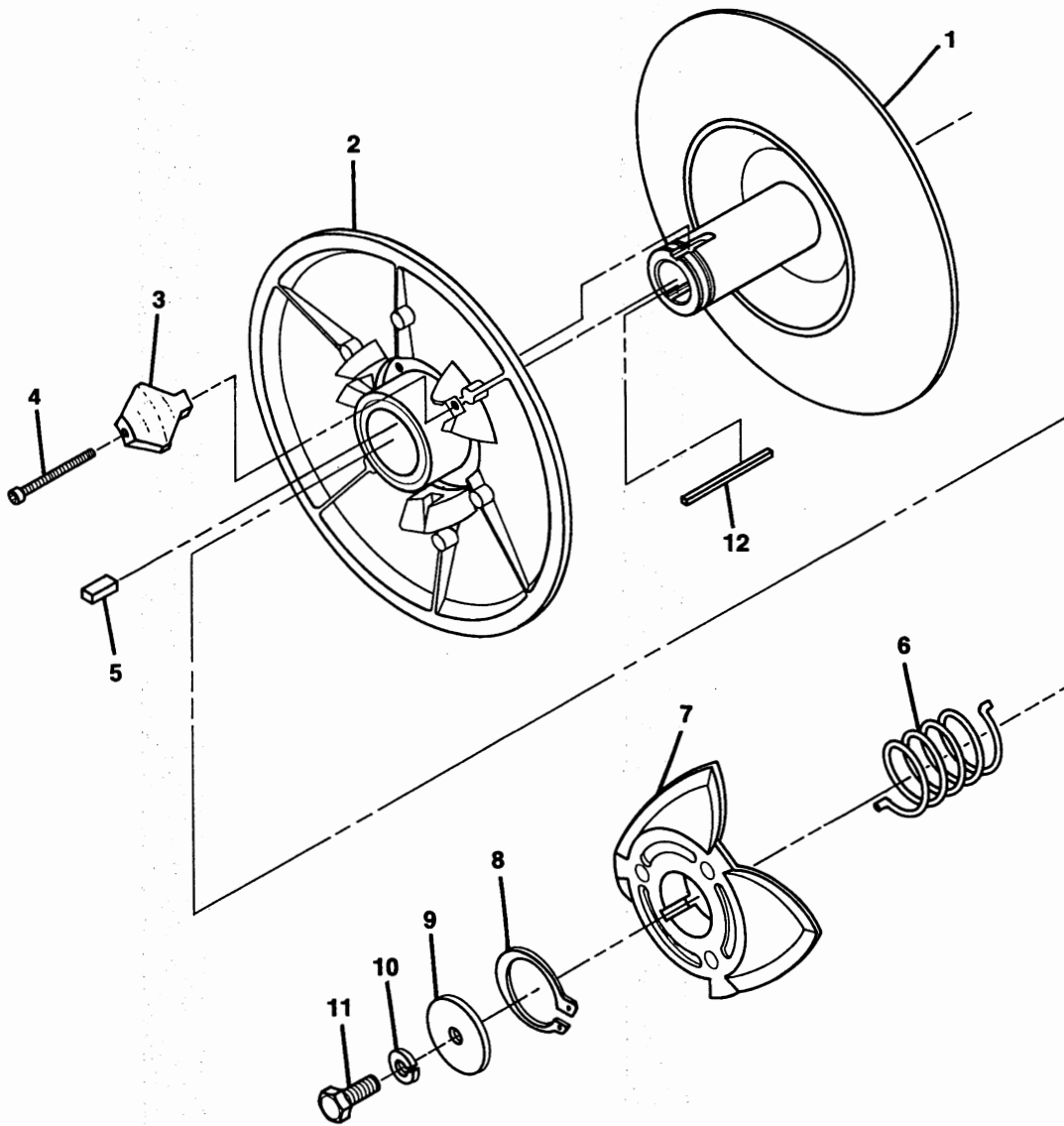


FIGURE 2-5A. DRIVEN CLUTCH. SEE LIST 2-5A.

FIGURE-ITEM NUMBER	PART NUMBER	UNITS PER ASM	DESCRIPTION
5A -	1014450	1	DRIVEN CLUTCH FOR ILLUSTRATION, SEE FIGURE 2-5A
- 1	1014458	1	FIXED FACE — DRIVEN
- 2	1014072	1	MOVABLE FACE
- 3	1014454	1	DRIVEN CLUTCH BUTTON KIT INCLUDES ITEM 4
- 4	1012836	3	#8-32 X 3/4" SOCKET HEAD CAP SCREW
- 5	1014078	1	KEY — SHORT
- 6	1014079	1	SPRING
- 7	1014077	1	CAM
- 8	1014080	1	RETAINING RING
- 9	1012571	1	5/16" HEAVY FLATWASHER
- 10	7174	1	5/16" LOCKWASHER
- 11	7173	1	5/16-18 X 3/4" HEX HEAD BOLT
- 12	1012455	1	SHAFT KEY

ClubCar®

CARRYALL-II

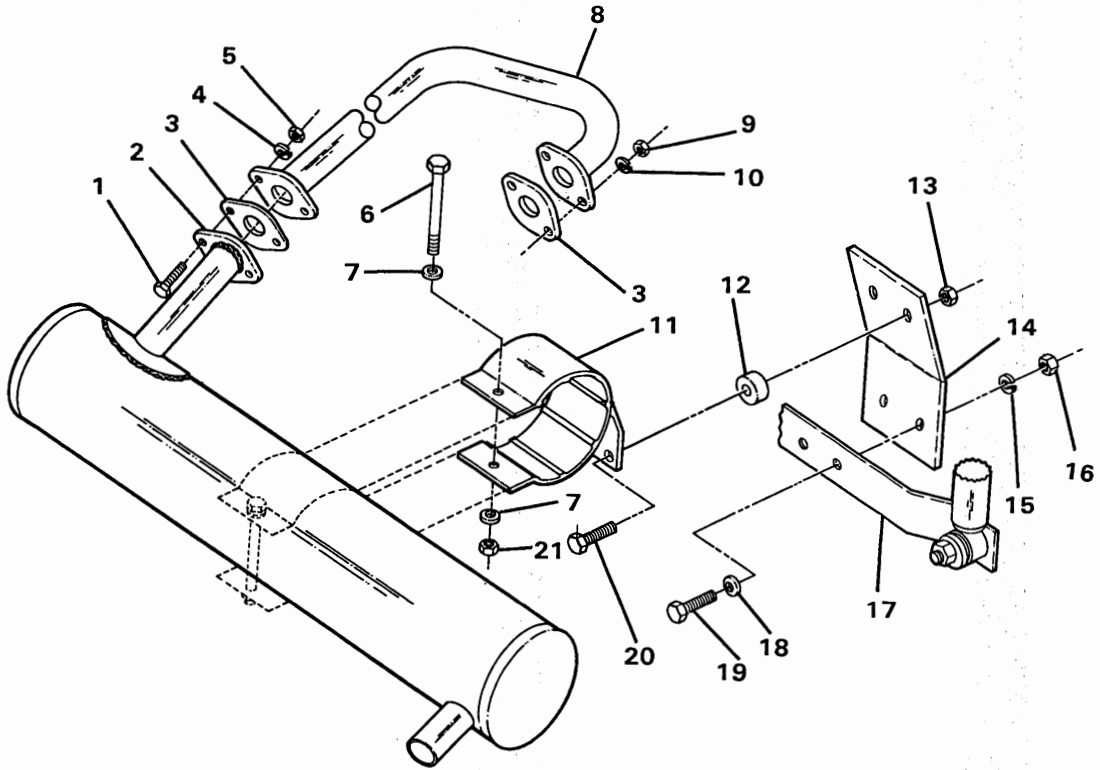


FIGURE 2-6. MUFFLER ASSEMBLY. SEE LIST 2-6.

FIGURE- ITEM NUMBER	PART NUMBER	UNITS PER ASM	DESCRIPTION			
			1	2	3	4
6 -	NO #	1	MUFFLER ASSEMBLY FOR ILLUSTRATION, SEE FIGURE 2-6			
- 1	1010934	2	BOLT, 5/16-18 HEX			
- 2	1013661	1	MUFFLER			
- 3	1012510	2	EXHAUST GASKET			
- 4	7174	2	LOCKWASHER, 5/16			
- 5	1242	2	NUT, 5/16-18 HEX			
- 6	1012462	1	BOLT, 1/4-20 HEX			
- 7	332	2	FLATWASHER, 1/4			
- 8	1013414	1	EXHAUST HEADER			
- 9	1012528	2	NUT, 8MM HEX			
- 10	1013734	2	8MM LOCKWASHER			
- 11	1013161	1	MUFFLER CLAMP			
- 12	1012475	2	RUBBER BUSHING			
- 13	1010138	2	DIMPLED LOCKNUT, 3/8-16			
- 14	1013415	1	MUFFLER MOUNTING EXTENSION			
- 15	357	2	3/8 LOCKWASHER			
- 16	706	2	3/8-16 UNC HEX NUT			
- 17	1012460	1	MUFFLER MOUNTING BAR			
- 18	1011990	2	3/8 FLATWASHER			
- 19	320	2	3/8-16 X 1" HEX BOLT			
- 20	1624	2	BOLT, 3/8-16 HEX			
- 21	1108	1	DIMPLED LOCKNUT, 1/4-20			

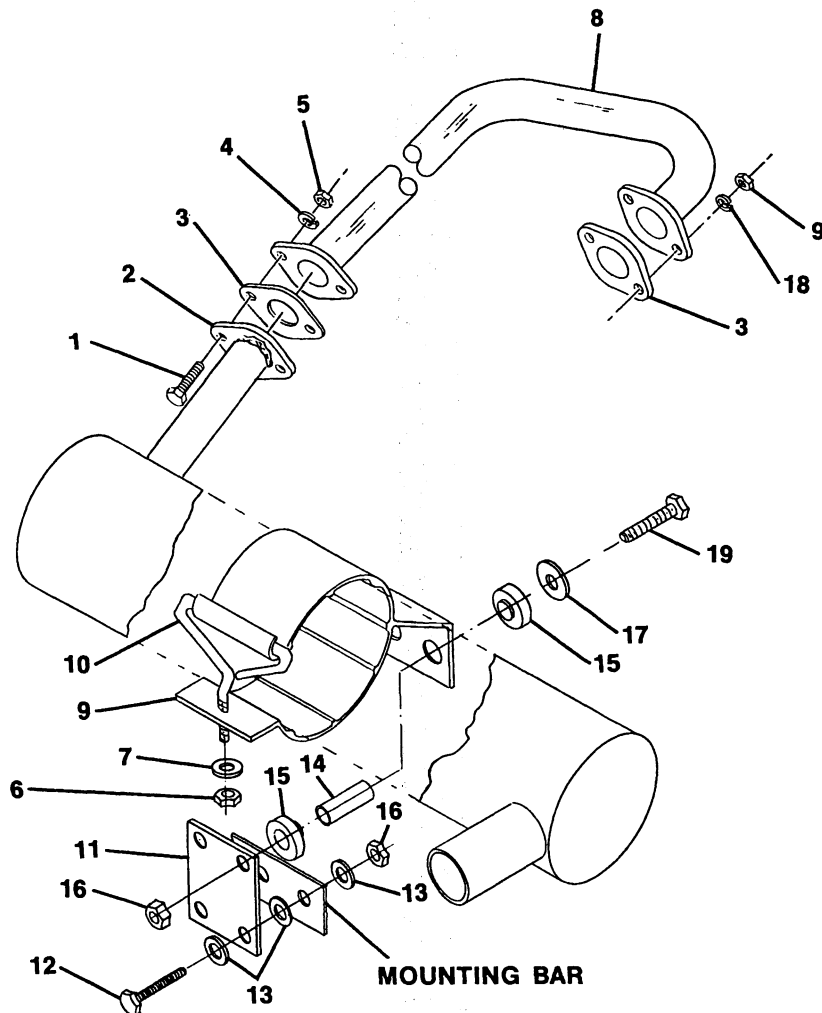


FIGURE 2-6A. MUFFLER ASSEMBLY. SEE LIST 2-6A.

FIGURE-ITEM NUMBER	PART NUMBER	UNITS PER ASM	DESCRIPTION			
			1	2	3	4
6A -	NO #	1	MUFFLER ASSEMBLY FOR ILLUSTRATION, SEE FIGURE 2-6A			
- 1	1010934	2	BOLT, 5/16-18 HEX			
- 2	1013661	1	MUFFLER			
- 3	1012510	2	EXHAUST GASKET			
- 4	7174	2	LOCKWASHER, 5/16			
- 5	1242	2	NUT, 5/16-18 HEX			
- 6	8233	1	1/4-20 NYLON LOCK NUT			
- 7	332	1	FLATWASHER, 1/4			
- 8	1012314	1	EXHAUST HEADER			
- 9	1014744	1	CLAMP, MUFFLER			
- 10	1014743	1	"T" BOLT			
- 11	1014969	1	MUFFLER MOUNTING EXTENSION			
- 12	705	2	BOLT, 3/8-16 X 1-1/4" HEX			
- 13	1011990	6	3/8" FLATWASHER			
- 14	1012291	2	BUSHING, STEEL			
- 15	1012290	4	BUSHING, RUBBER			
- 16	8754	4	NUT, NYLON LOCK 3/8-16			
- 17	808	2	3/8" TYPE "B" FLATWASHER			
- 18	1013734	2	LOCKWASHER, 8MM			
- 19	1010177	2	3/8-16 X 2 HEX BOLT			



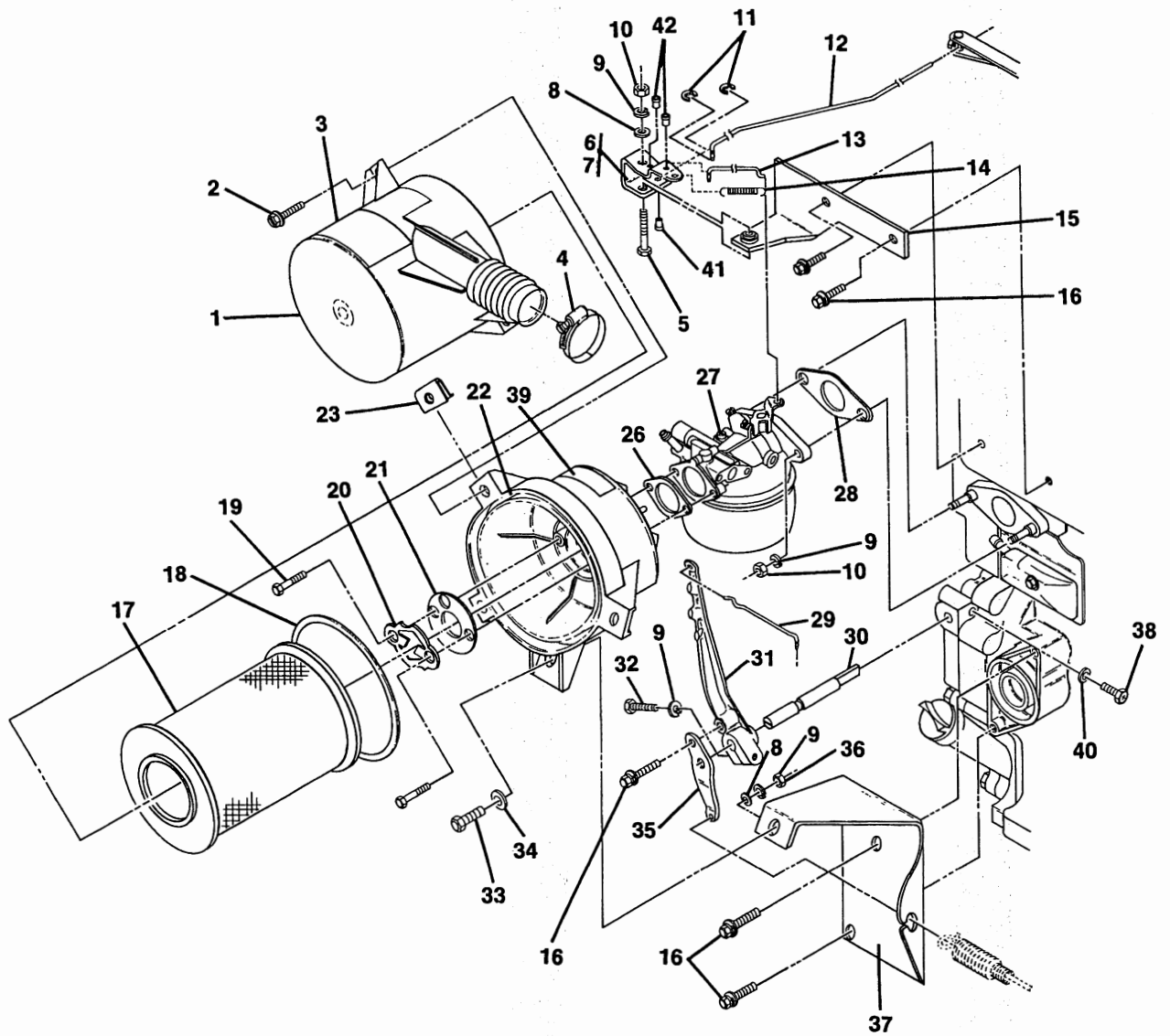


FIGURE 2-7. AIR CLEANER W/CARBURETOR AND LINKAGE. SEE LIST 2-7.



## AIR CLEANER WITH CARBURETOR AND LINKAGE

FIGURE- ITEM NUMBER	PART NUMBER	UNITS PER ASM	DESCRIPTION			
			1	2	3	4
7 -	NO #		AIR CLEANER WITH CARBURETOR AND LINKAGE			
			FOR ILLUSTRATION, SEE FIGURE 2-7			
- 1	1015535	1	AIR FILTER INLET COVER			
- 2	1014957	3	#10-24 X 1/2" WASHER HEAD SCREW			
- 3	1015534	1	GOVERNOR WARNING DECAL			
- 4	1012348	1	HOSE CLAMP, 2"			
- 5	1012933	1	BOLT, 6MM			
- 6	1012910	1	LEVER ASSEMBLY			
			INCLUDES ITEMS 5, 7, 8, 9, 10 AND 15			
- 7	1012930	1	LEVER, THROTTLE PLATE PIVOT			
			INCLUDES ITEMS 41 AND 42			
- 8	332	1	FLATWASHER, 1/4"			
- 9	451	5	LOCKWASHER, 1/4"			
- 10	1012919	3	NUT, 6MM			
- 11	1013064	2	E-RING			
- 12	1014803	1	GOVERNOR ROD			
- 13	1015531	1	GOVERNOR LINKAGE			
- 14	1012912	1	SPRING			
- 15	1012932	1	BRACKET, THROTTLE PLATE MOUNTING			
- 16	1012909	5	BOLT, 6MM X 14MM HEX			
- 17	1013379	1	AIR FILTER ELEMENT			
- 18	1013380	1	O-RING GASKET			
- 19	1012769	2	BOLT, 6MM X 25MM HEX			
- 20	1013333	1	LOCKING PLATE			
- 21	1013332	1	SUPPORT WASHER			
- 22	1014951	1	AIR FILTER HOUSING BASE			
			INCLUDES ITEM 39			
- 23	1014956	3	TINNERMAN CLIP			
- 26	1012507	1	AIR INTAKE GASKET			
- 27	1013429	1	CARBURETOR			
			FOR DETAIL BREAKDOWN, SEE FIGURE 2-8			
- 28	1012509	1	CARBURETOR GASKET			
- 29	1012907	1	GOVERNOR LINK			
- 30	1012922	1	GOVERNOR SHAFT			
- 31	1012905	1	GOVERNOR ARM (INSIDE)			
- 32	1012908	1	BOLT, 6MM X 22MM HEX			
- 33	7847	1	1/4-20 X 3/4 HEX BOLT			
- 34	1011697	1	5/16" FLATWASHER			
- 35	1012906	1	GOVERNOR ARM (OUTSIDE)			
- 36	1028	1	1/4-20 HEX NUT			
- 37	1013334	1	AIR FILTER & ACCELERATOR BRACKET			
- 38	1012900	1	BOLT-GOVERNOR SHAFT			
- 39	1012533	1	SERVICE DECAL			
- 40	1012901	1	GASKET, GOVERNOR SHAFT BOLT			
- 41	1013991	1	BUSHING			
- 42	1012931	2	BUSHING			



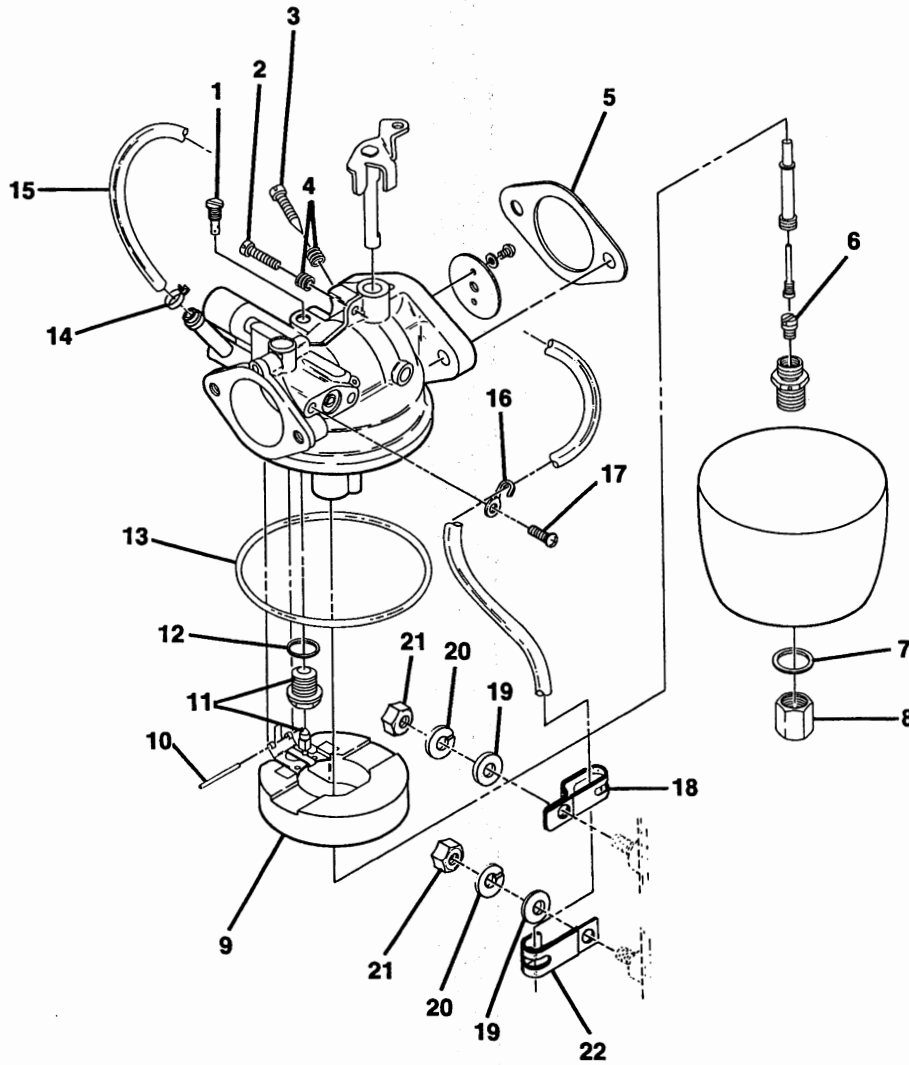


FIGURE 2-8. CARBURETOR ASSEMBLY. SEE LIST 2-8.



## CARBURETOR ASSEMBLY

FIGURE- ITEM NUMBER	PART NUMBER	UNITS PER ASM	DESCRIPTION							
			1	2	3	4				
8 -	1014541	1	CARBURETOR ASSEMBLY							
			FOR ILLUSTRATION, SEE FIGURE 2-8							
-	1012974	1	CARBURETOR REBUILD KIT							
			INCLUDES ITEMS 1 THRU 8, 12 AND 13							
- 1	1012786	1	JET, PILOT							
- 2	1012787	1	SCREW, IDLE STOP							
- 3	1012788	1	SCREW, PILOT							
- 4	1012789	2	SPRING							
- 5	1012509	1	GASKET							
- 6	1012795	A/R	} SEE MAINTENANCE AND SERVICE MANUAL FOR PROPER JET SELECTION							
- 6	1012962	A/R					JET, MAIN 92.5			
- 6	1012963	A/R					JET, MAIN 90.0			
- 6	1012964	A/R					JET, MAIN 87.5			
- 6	1013213	A/R					JET, MAIN 85.0			
- 6	1013359	A/R					JET, MAIN 82.5			
- 6	1013879	A/R	JET, MAIN 80.0							
- 6	1013879	A/R	JET, MAIN 77.5							
- 7	1012796	1	GASKET							
- 8	1012797	1	NUT							
- 9	1012794	1	FLOAT							
- 10	1012793	1	PIN, FLOAT							
- 11	1012791	1	NEEDLE VALVE ASSEMBLY							
- 12	1012792	1	GASKET							
- 13	1012790	1	GASKET							
- 14	1013746	1	HOSE CLAMP, FLAT SPRING TYPE							
- 15	1013685	1	HOSE, BLACK							
- 16	1013689	1	HOSE CLAMP, CARBURETOR RETAINER							
- 17	1013690	1	SCREW, SELF TAP 4MM X 6MM							
- 18	1013700	1	CLAMP, HOSE RETAINER — LARGE							
- 19	1241	2	5/16 FLATWASHER							
- 20	7174	2	5/16 LOCKWASHER							
- 21	1012528	2	8MM NUT							
- 22	1013701	1	CLAMP, HOSE RETAINER — SMALL							



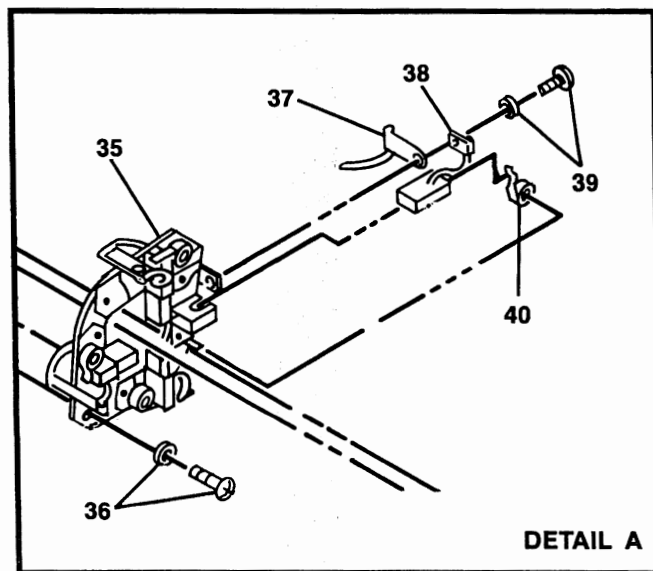
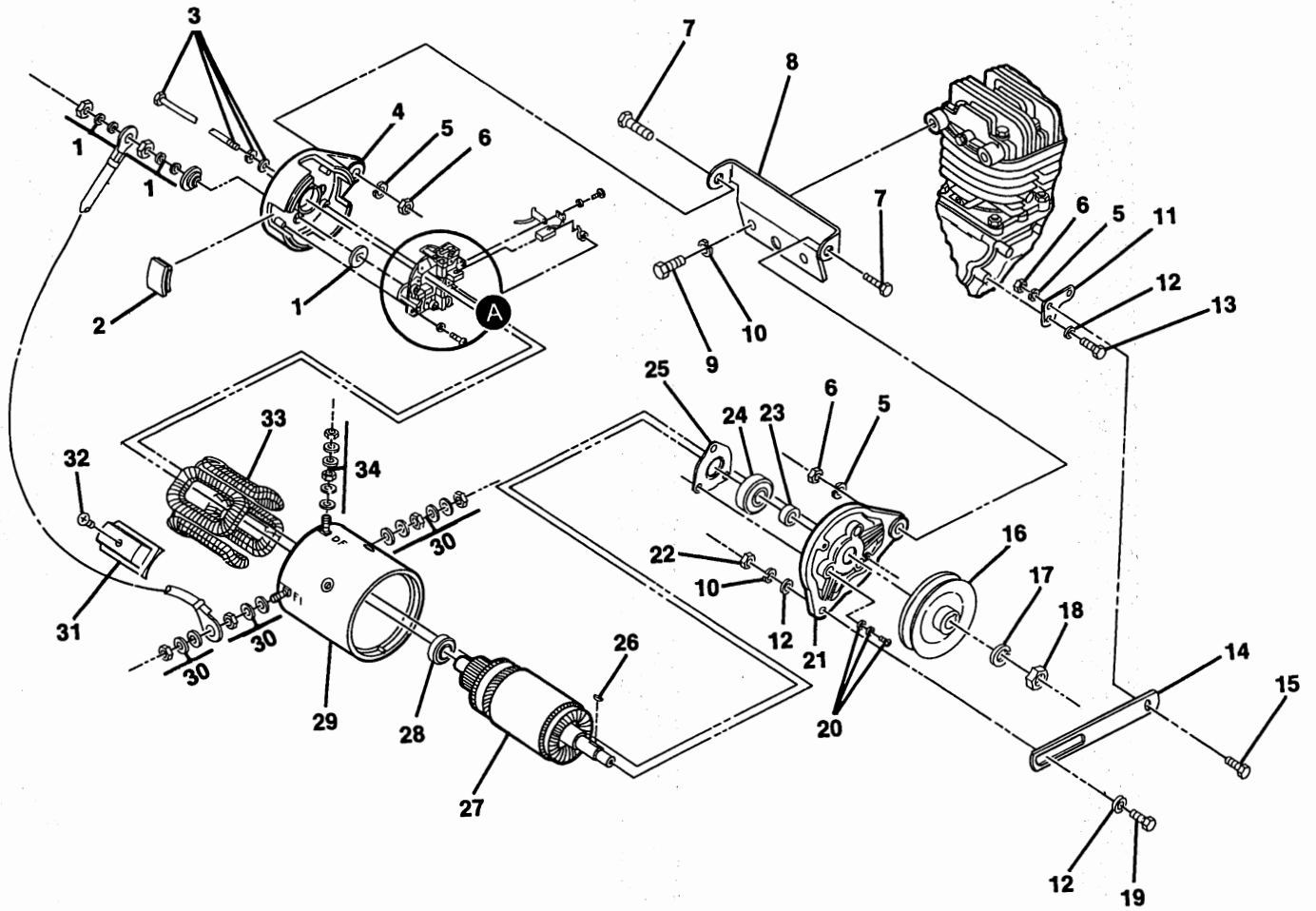


FIGURE 2-9. GENERATOR/STARTER. SEE LIST 2-9.



## GENERATOR/STARTER

FIGURE- ITEM NUMBER	PART NUMBER	UNITS PER ASM	DESCRIPTION			
			1	2	3	4
9 -	1012316	1	GENERATOR/STARTER (COMPLETE) FOR ILLUSTRATION, SEE FIGURE 2-9			
- 1	1012990	2	TERMINAL HARDWARE KIT (A1 AND A2)			
- 2	1012991	4	BRUSH INSPECTION PORT COVER			
- 3	1012992	2	BOLT, 6 X 180 CLAMP			
- 4	1012993	1	COMMUTATOR END BELL			
- 5	357	3	LOCKWASHER, 3/8			
- 6	706	3	NUT, 3/8-16 HEX			
- 7	705	9	CAP SCREW, 3/8-16 X 1-1/4" HEX HEAD			
- 8	1014203	1	STARTER/GENERATOR MOUNTING BRACKET			
- 9	1012442	2	CAP SCREW, 8 X 18 HEX HEAD			
- 10	7174	2	LOCKWASHER, 5/16			
- 11	1012928	1	STARTER/GENERATOR MOUNTING BRACKET (LOWER)			
- 12	1241	3	FLATWASHER, 5/16			
- 13	1012929	2	BOLT, 8 X 43 HEX HEAD			
- 14	1012335	1	STARTER/GENERATOR ADJUSTING BRACKET			
- 15	1012463	1	BOLT, 3/8-16 X 7/8 HEX HEAD			
- 16	1014289	1	PULLEY-STARTER/GENERATOR			
- 17	NO #	1	LOCKWASHER, M14, SEE ITEM 41			
- 18	NO #	1	NUT, M14 X 1.5 HEX, SEE ITEM 41			
- 19	1010934	1	BOLT, 5/16-18 X 1" HEX HEAD			
- 20	NO #	3	SCREW, M5 X 18 (CROSS-RECESSED), SEE ITEM 41			
- 21	1012999	1	END BELL-OUTPUT SHAFT			
- 22	1242	1	NUT, 5/16-18 HEX			
- 23	1013000	1	SPACER			
- 24	1013001	1	BALL BEARING DOUBLE SEAL			
- 25	1013002	1	BEARING RETAINER			
- 26	1013003	1	KEY			
- 27	1013004	1	ARMATURE ASSEMBLY INCLUDES ITEMS 23, 24, 25, AND 28			
- 28	1013005	1	BALL BEARING DOUBLE SEAL			
- 29	1013006	1	FRAME ASSEMBLY INCLUDES ITEMS 30 THRU 34			
- 30	1013007	2	TERMINAL HARDWARE KIT (F1 AND F2)			
- 31	NO #	4	POLE PIECE			
- 32	1013009	4	SCREW, POLE PIECE			
- 33	1013010	1	FIELD COIL ASSEMBLY			
- 34	1013017	1	TERMINAL HARDWARE KIT (DF)			
- 35	1013011	1	BRUSH HOLDER			
- 36	NO #	2	SCREW, M5 X 16, SEE ITEM 41			
- 37	1013013	2	CROSSOVER LEAD			
- 38	1014699	1	BRUSH PACKAGE (4 PIECES)			
- 39	1013014	4	SCREW, M4 X 10, SEE ITEM 41			
- 40	1013016	4	BRUSH SPRING			
- 41	1013018	1	PULLEY NUT AND SCREW KIT INCLUDES ITEMS 17, 18, 20, 36 AND 39			



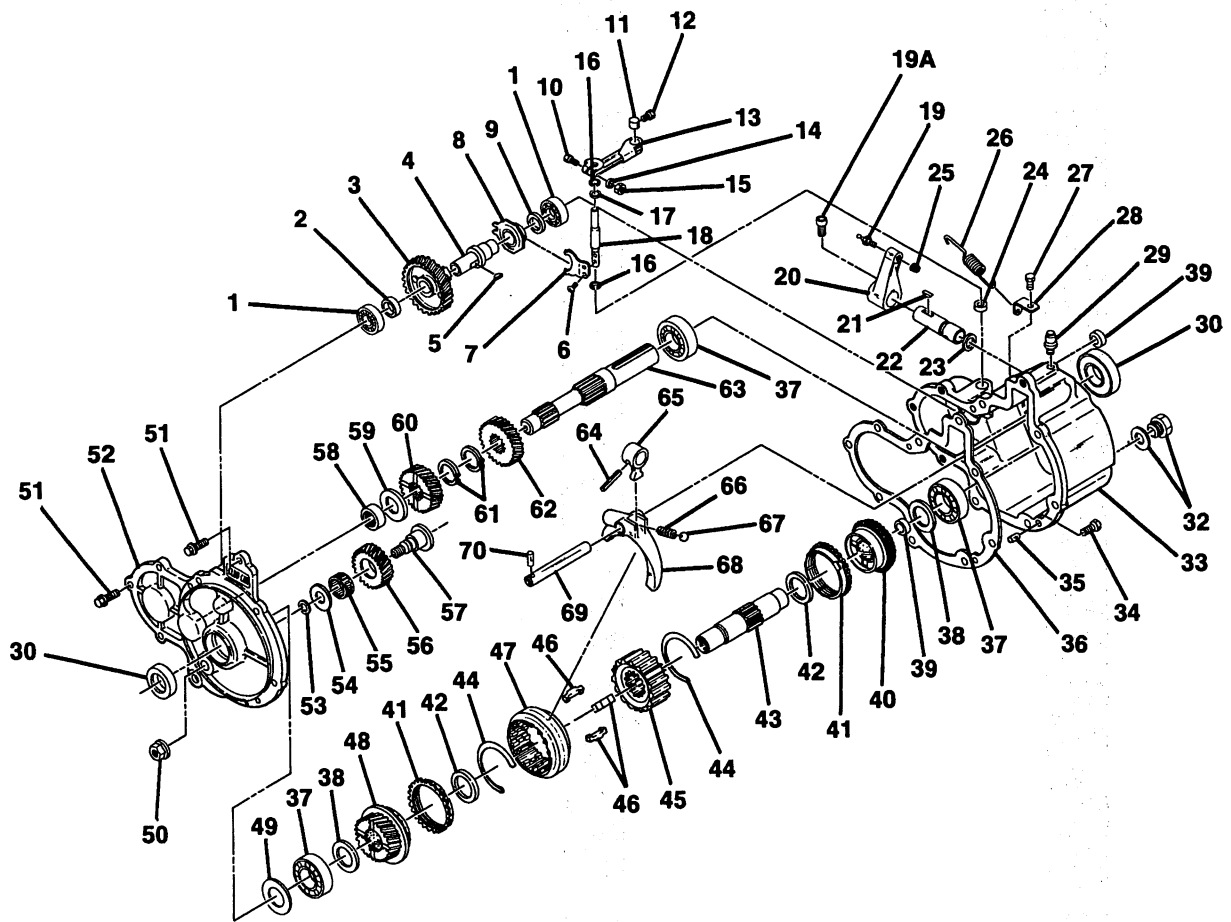


FIGURE 2-10. TRANSMISSION ASSEMBLY. SEE LIST 2-10.

FIGURE- ITEM NUMBER	PART NUMBER	UNITS PER ASM	DESCRIPTION			
			1	2	3	4
10 -	1013624		TRANSMISSION ASSEMBLY FOR ILLUSTRATION, SEE FIGURE 2-10			
- 1	1012761	2	BALL BEARING			
- 2	1012759	1	SPACER-THICK			
- 3	1012755	1	GOVERNOR GEAR, 41 TOOTH			
- 4	1012756	1	GOVERNOR SHAFT			
- 5	1012760	1	GOVERNOR SHAFT KEY			
- 6	1012764	2	SCREW, M4 X 0.7 X 6MM			
- 7	1012763	1	GOVERNOR ARM, INTERNAL			
- 8	1012757	1	GOVERNOR SLEEVE			
- 9	1012758	1	SPACER-THIN			
- 10	1012769	1	BOLT, M6 X 1 X 25MM HEX			
- 11	1012772	1	GOVERNOR ARM PIVOT			
- 12	1012773	1	BOLT, M5 X 0.8 X 10MM HEX			
- 13	1012768	1	GOVERNOR ARM, EXTERNAL			
- 14	332	1	WASHER, FLAT			
- 15	1012919	1	NUT, M6 X 1			
- 16	1012766	2	SNAP RING			
- 17	1012765	1	WASHER			
- 18	1012762	1	GOVERNOR ARM SHAFT			
- 19	1010954	1	BALL STUD			



**TRANSMISSION ASSEMBLY CONTINUED**

FIGURE- ITEM NUMBER	PART NUMBER	UNITS PER ASM	DESCRIPTION			
			1	2	3	4
- 19A	1012602	1	CAP SCREW, SOCKET HEAD, 10-24 X 3/8"			
- 20	1012414	1	TRANSMISSION SHIFTER ARM, OUTSIDE			
- 21	1012753	1	SHIFTER SHAFT KEY			
- 22	1012751	1	SHIFTER SHAFT			
- 23	1012754	1	O-RING			
- 24	1012767	1	OIL SEAL			
- 25	8717	1	LOCKNUT, 1/4-28 NYLON			
- 26	1012776	1	GOVERNOR SPRING			
- 27	1012775	1	BOLT, M6 X 1 X 10MM HEX			
- 28	1012774	1	SPRING BRACKET			
- 29	1012711	1	BREATHER			
- 30	1012714	2	OIL SEAL			
- 32	1013759	1	DRAIN PLUG WITH GASKET			
- 33	1013960	1	GEAR CASE			
- 34	1012719	1	BOLT, M6 X 1 X 14MM HEX			
- 35	1012710	2	DOWEL PIN			
- 36	1012717	1	CASE GASKET			
- 37	7336	3	BALL BEARING			
- 38	1012744	2	THRUST WASHER			
- 39	1012735	2	PLUG			
- 40	1012736	1	GEAR ASSEMBLY, 36 TOOTH			
- 41	1012742	2	SYNCHRONIZER RING			
- 42	1012743	2	THRUST WASHER			
- 43	1012734	1	OUTPUT SHAFT			
- 44	1012741	2	SYNCHRO SPRING			
- 45	1012738	1	CLUTCH HUB			
- 46	1012740	3	SYNCHRO INSERT			
- 47	1012739	1	SLEEVE			
- 48	1012737	1	GEAR ASSEMBLY, 34 TOOTH			
- 49	1012783	A/R	SHIM 0.2MM			
- 49	1012784	A/R	SHIM 0.1MM			
- 50	1012733	1	FLANGE NUT, M12 X 1.25			
- 51	1012718	4	BOLT, M6 X 1 X 20MM HEX			
- 52	1012715	1	COVER			
- 53	1012732	1	O-RING			
- 54	1012730	1	THRUST WASHER			
- 55	1012731	1	NEEDLE BEARING			
- 56	1012729	1	REVERSE IDLER GEAR			
- 57	1012728	1	IDLER SHAFT			
- 58	1012716	1	NEEDLE BEARING			
- 59	1012723	A/R	THRUST WASHER, 3.0MM			
- 59	1012724	A/R	THRUST WASHER, 3.3MM WHITE			
- 59	1012725	A/R	THRUST WASHER, 3.6MM YELLOW			
- 60	1012722	1	GEAR, 25 TOOTH			
- 61	1012727	2	SNAP RING			
- 62	1012721	1	GEAR, 27 TOOTH			
- 63	1012720	1	INPUT SHAFT			
- 64	1012752	1	ROLL PIN			
- 65	1012750	1	SHIFTER ARM LEVER, INSIDE			
- 66	1012748	1	SHIFTER SPRING			
- 67	1012747	1	SHIFTER BALL			
- 68	1012746	1	SLEEVE SHIFT ARM			
- 69	1012745	1	SHIFT ROD			
- 70	1012749	1	ROLL PIN			



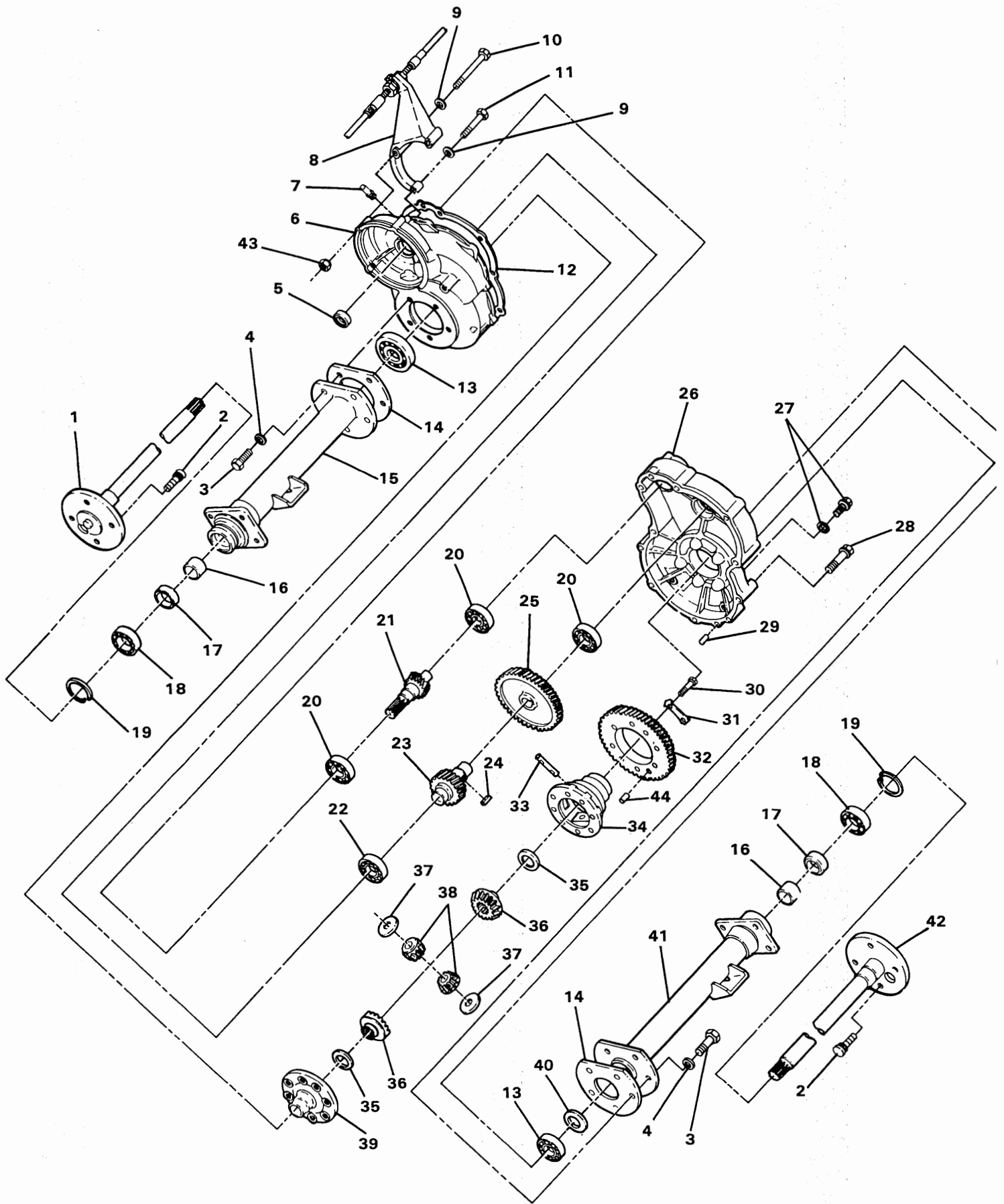


FIGURE 2-11. DRIVE UNIT. SEE LIST 2-11.

ClubCar®

CARRYALL-II



## DRIVE UNIT

FIGURE- ITEM NUMBER	PART NUMBER	UNITS PER ASM	DESCRIPTION			
			1	2	3	4
11 -	1013664	1	DRIVE UNIT INCLUDES ALL ITEMS EXCEPT 8, 9, 10, 11 AND 43 FOR ILLUSTRATION, SEE FIGURE 2-9			
- 1	1013785	1	AXLE ASSEMBLY, RIGHT INCLUDES ITEMS 2, 16, 18 AND 19			
- 2	1013787	8	LUG STUD			
- 3	1013790	10	BOLT (10 X 30)			
- 4	1013791	10	LOCKWASHER			
- 5	1013775	1	INPUT SHAFT OIL SEAL			
- 6	1013756	1	GEAR CASE — RIGHT HAND			
- 7	1012711	1	BREATHER PLUG			
- 8	1013866	1	SHIFT CABLE SUPPORT BRACKET KIT INCLUDES ITEMS 9, 10, 11 AND 43			
- 9	332	6	1/4" FLATWASHER			
- 10	1013872	2	1/4-20 X 4" HEX BOLT			
- 11	1012462	1	1/4-20 X 3-1/2" HEX BOLT			
- 12	1013758	1	GASKET			
- 13	7330	2	INNER AXLE, TUBE BEARING			
- 14	1013789	2	GASKET — AXLE TUBE			
- 15	1013783	1	AXLE TUBE ASSEMBLY — RIGHT HAND (FOR DRIVE UNIT SERIAL NO. 6100217 AND EARLIER)			
- 15A	1014209	1	AXLE TUBE ASSEMBLY — RIGHT HAND (FOR DRIVE UNIT SERIAL NO. 6100218 AND LATER)			
- 16	1013788	2	BUSHING (FOR DRIVE UNIT SERIAL NO. 6071277 AND EARLIER)			
- 16A	1014207	1	BUSHING WITH GROOVE IN END (FOR DRIVE UNIT SERIAL NO. 6071278 AND LATER)			
- 17	1013794	2	AXLE SHAFT OIL SEAL			
- 18	1011291	2	OUTER AXLE TUBE BEARING			
- 19	1013792	2	CIRCLIP, TYPE-C			
- 20	7335	3	INPUT GEAR BEARING			
- 21	1013764	1	SHAFT, INPUT			
- 22	7336	1	INTERMEDIATE GEAR BEARING			
- 23	1013766	1	INTERMEDIATE GEAR — SMALL			
- 24	1013780	1	KEY, SUNK			
- 25	1013765	1	INTERMEDIATE GEAR — LARGE			
- 26	1013757	1	GEAR CASE — LEFT HAND			
- 27	1013759	2	FILL PLUG WITH GASKET			
- 28	1013763	10	BOLT (6 X 50)			
- 29	1012710	2	PIN, DOWEL			
- 30	1013779	8	BOLT (8 X 37)			
- 31	1013782	4	PLATE, LOCK			
- 32	1013767	1	OUTPUT GEAR			
- 33	1013772	1	DIFFERENTIAL PIN			
- 34	1013768	1	DIFFERENTIAL GEAR CASE — LEFT HAND			
- 35	1013773	2	PLATE, THRUST (DIFFERENTIAL GEAR)			
- 36	1013771	2	DIFFERENTIAL GEAR			
- 37	1013774	2	PLATE, THRUST (IDLER GEAR)			
- 38	1013770	2	DIFFERENTIAL IDLER GEAR			
- 39	1013769	1	DIFFERENTIAL GEAR CASE — RIGHT HAND			
- 40	1013781	A/R	SHIM			
- 41	1013784	1	AXLE TUBE ASSEMBLY — LEFT HAND (FOR DRIVE UNIT SERIAL NO. 6100217 AND EARLIER)			
- 41A	1014210	1	AXLE TUBE ASSEMBLY — LEFT HAND (FOR DRIVE UNIT SERIAL NO. 6100218 AND LATER)			
- 42	1013786	1	AXLE ASSEMBLY, LEFT INCLUDES ITEMS 2, 16, 18 AND 19			
- 43	8233	3	1/4-20 NYLON LOCKNUT			
- 44	1014193	1	PIN, DOWEL			



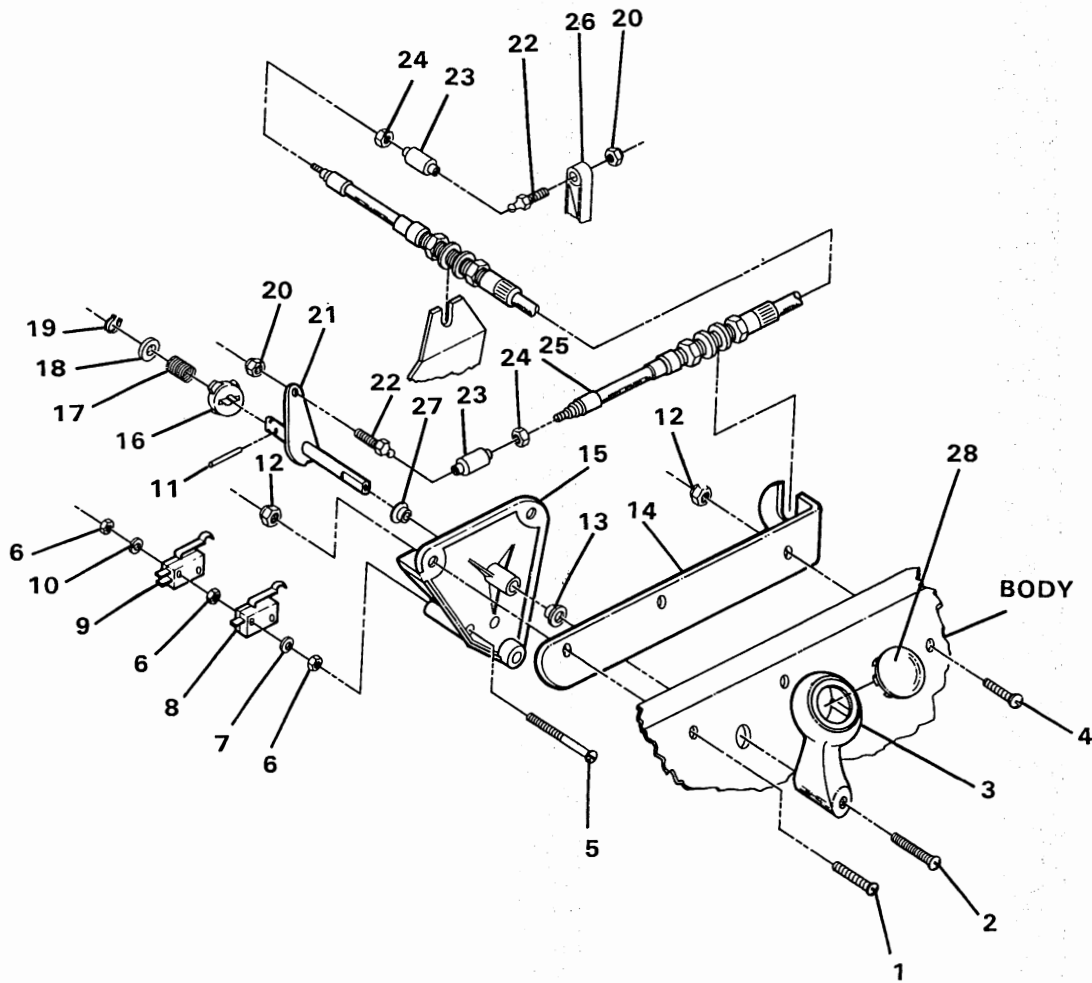


FIGURE 2-12. F&R SHIFTER ASSEMBLY. SEE LIST 2-12.



### F&R SHIFTER ASSEMBLY

FIGURE- ITEM NUMBER	PART NUMBER	UNITS PER ASM	DESCRIPTION			
			1	2	3	4
12 -	NO #	1	F&R SHIFTER ASSEMBLY			
			FOR ILLUSTRATION, SEE FIGURE 2-12			
- 1	8251	3	SCREW, 1/4-20 X 1.00" PHILLIPS HEAD			
- 2	1013198	1	#8-32 PHILLIPS MACHINE SCREW			
- 3	1013355	1	F&R HANDLE ASSEMBLY			
			INCLUDES ITEM 28			
- 4	8248	1	SCREW, 1/4-20 X 3/4" PHILLIPS HEAD			
- 5	1012594	2	SCREW, #4-40 X 1.00" MACHINED			
- 6	8057	6	NUT, #4-40 UNC HEX			
- 7	1012431	2	FLATWASHER, #4			
- 8	1014806	1	LIMIT SWITCH			
- 9	1014805	1	LIMIT SWITCH			
- 10	8058	2	LOCKWASHER, #4			
- 11	1013591	1	1/8" ROLL PIN			
- 12	8233	4	LOCKNUT, 1/4-20 NYLON			
- 13	1032	1	NYLON BUSHING			
- 14	1012254	1	CABLE SUPPORT BRACKET			
- 15	1013898	1	F&R SHIFTER BASE			
- 16	1014089	1	NEUTRAL LOCK-OUT CAM KIT			
			INCLUDES ITEM 18			
- 17	1013590	1	SPRING — F&R CAM			
- 18	1014065	1	FLATWASHER-DELTRIN			
- 19	1013589	1	RETAINING RING			
- 20	8717	2	LOCKNUT, 1/4-28 NYLON			
- 21	1013338	1	F&R BELL CRANK WELDMENT			
- 22	1010954	2	BALL STUD, 1/4-28 UNF X .25			
- 23	1012333	2	BALL JOINT			
- 24	7893	2	NUT, #10-32 UNF HEX			
- 25	1013239	1	TRANSMISSION SHIFT CABLE			
			INCLUDES ITEMS 23 AND 24			
- 26	1012414	1	TRANSMISSION SHIFT LEVER			
- 27	7049	1	NYLON BUSHING			
- 28	1013272	1	SNAP-IN HOLE PLUG			



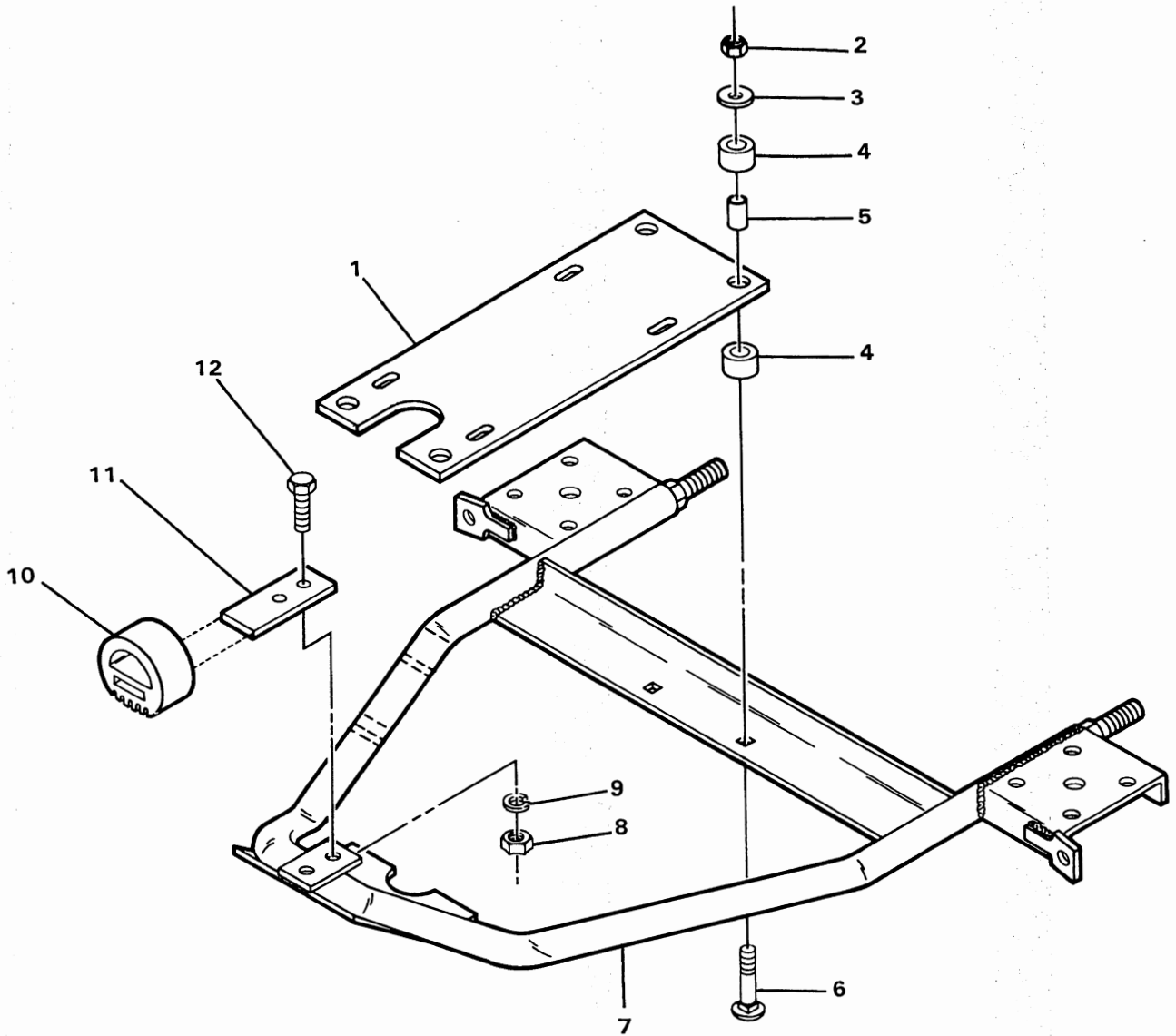


FIGURE 2-13. INNER FRAME ASSEMBLY. SEE LIST 2-13.



## INNER FRAME ASSEMBLY

FIGURE-ITEM NUMBER	PART NUMBER	UNITS PER ASM	DESCRIPTION
13 -	NO #	1	INNER FRAME ASSEMBLY FOR ILLUSTRATION, SEE FIGURE 2-13
- 1	1012168	1	ENGINE MOUNTING PLATE
- 2	8754	4	LOCKNUT, 3/8-16 NYLON
- 3	808	4	FLATWASHER, 3/8
- 4	1012290	8	ENGINE MOUNT
- 5	1012291	4	STEEL BUSHING
- 6	1012428	4	NECK BOLT, 3/8-16 ROUND HEAD SQUARE
- 7	1014554	1	INNER FRAME WELD ASSEMBLY
- 8	706	2	NUT, 3/8-16 HEX
- 9	357	2	LOCKWASHER, 3/8
- 10	1012164	1	INNER FRAME SNUBBER
- 11	1012593	1	BRACKET SNUBBER
- 12	320	2	BOLT, 3/8-16 HEX



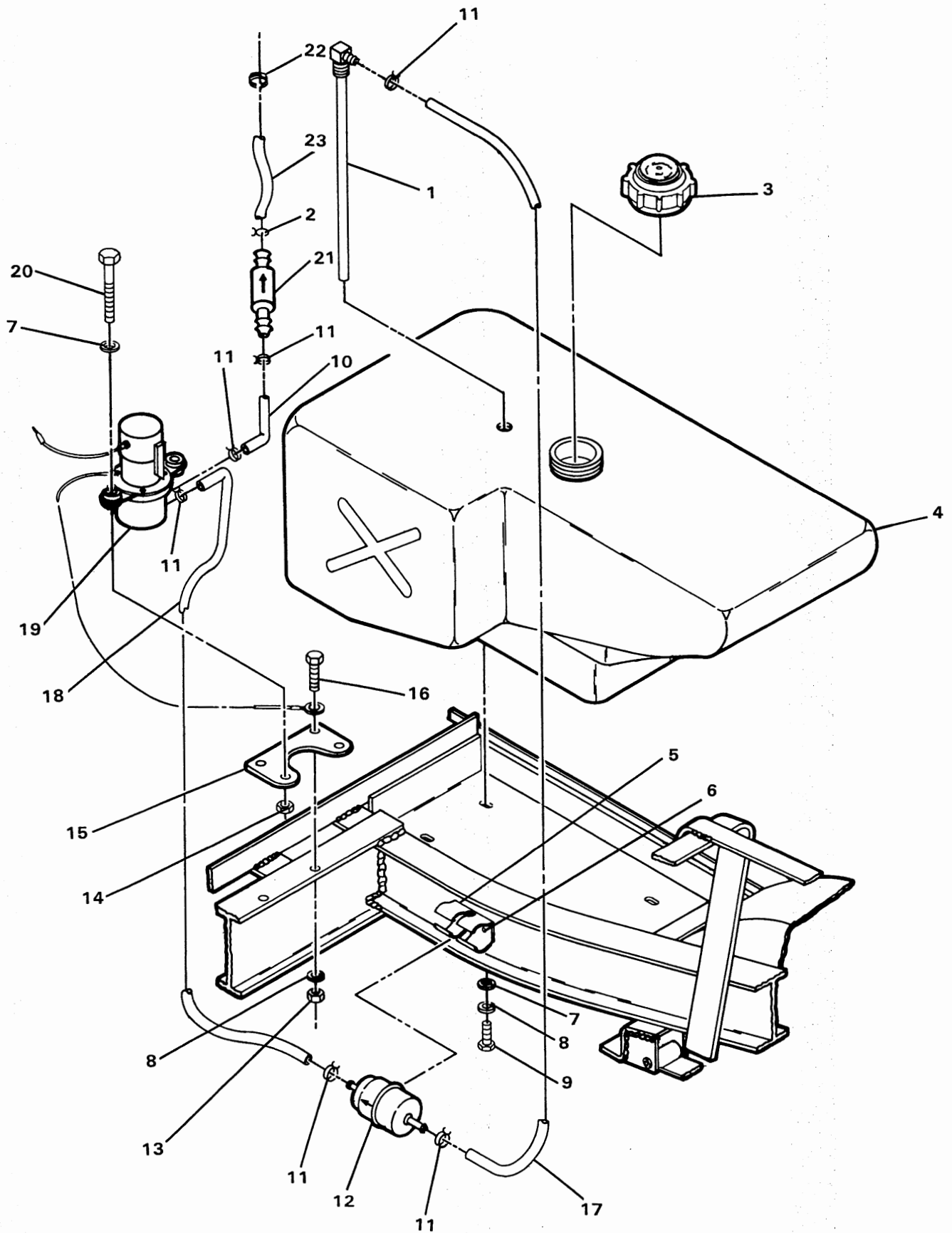


FIGURE 2-14. FUEL SYSTEM ASSEMBLY. SEE LIST 2-14.

ClubCar®

CARRYALL-II

## FUEL SYSTEM ASSEMBLY

FIGURE- ITEM NUMBER	PART NUMBER	UNITS PER ASM	1 2 3 4	DESCRIPTION
14 -	NO #	1		FUEL SYSTEM ASSEMBLY FOR ILLUSTRATION, SEE FIGURE 2-14
- 1	1012619	1		TUBE, FUEL PICK-UP
- 2	1012649	1		CLAMP, SINGLE WIRE HOSE
- 3	1012306	1		CAP, FUEL TANK
- 4	1012347	1		TANK, FUEL
- 5	1012418	1		BRACKET, FUEL FILTER
- 6	7973	2		RIVET, POP
- 7	332	5		FLATWASHER, 1/4
- 8	451	5		LOCKWASHER, 1/4
- 9	403	3		BOLT, 1/4-20 HEX
- 10	NO #	1		LINE, FUEL, 18" (SEE ITEM 24)
- 11	1013134	6		CLAMP, HOSE
- 12	1012342	1		FILTER, FUEL
- 13	1028	2		NUT, 1/4-20 HEX
- 14	8233	2		LOCKNUT, 1/4-20 NYLON
- 15	1012259	1		BRACKET, FUEL PUMP MOUNTING
- 16	7847	2		BOLT, 1/4-20 HEX
- 17	NO #	1		LINE, FUEL, 25" (SEE ITEM 24)
- 18	NO #	1		LINE, FUEL, 6 1/2" (SEE ITEM 24)
- 19	1012346	1		PUMP, FUEL
- 20	1703	2		BOLT, 1/4-20 HEX
- 21	1013684	1		FUEL FILTER, SMALL
- 22	1013687	1		HOSE CLAMP, 3/8"
- 23	NO #	1		FUEL LINE, 2 1/4" (SEE ITEM 25)
- 24	1012293	A/R		CLEAR FUEL LINE (ORDER BY FEET)
- 25	1013692	A/R		BLACK FUEL LINE (ORDER BY FEET)



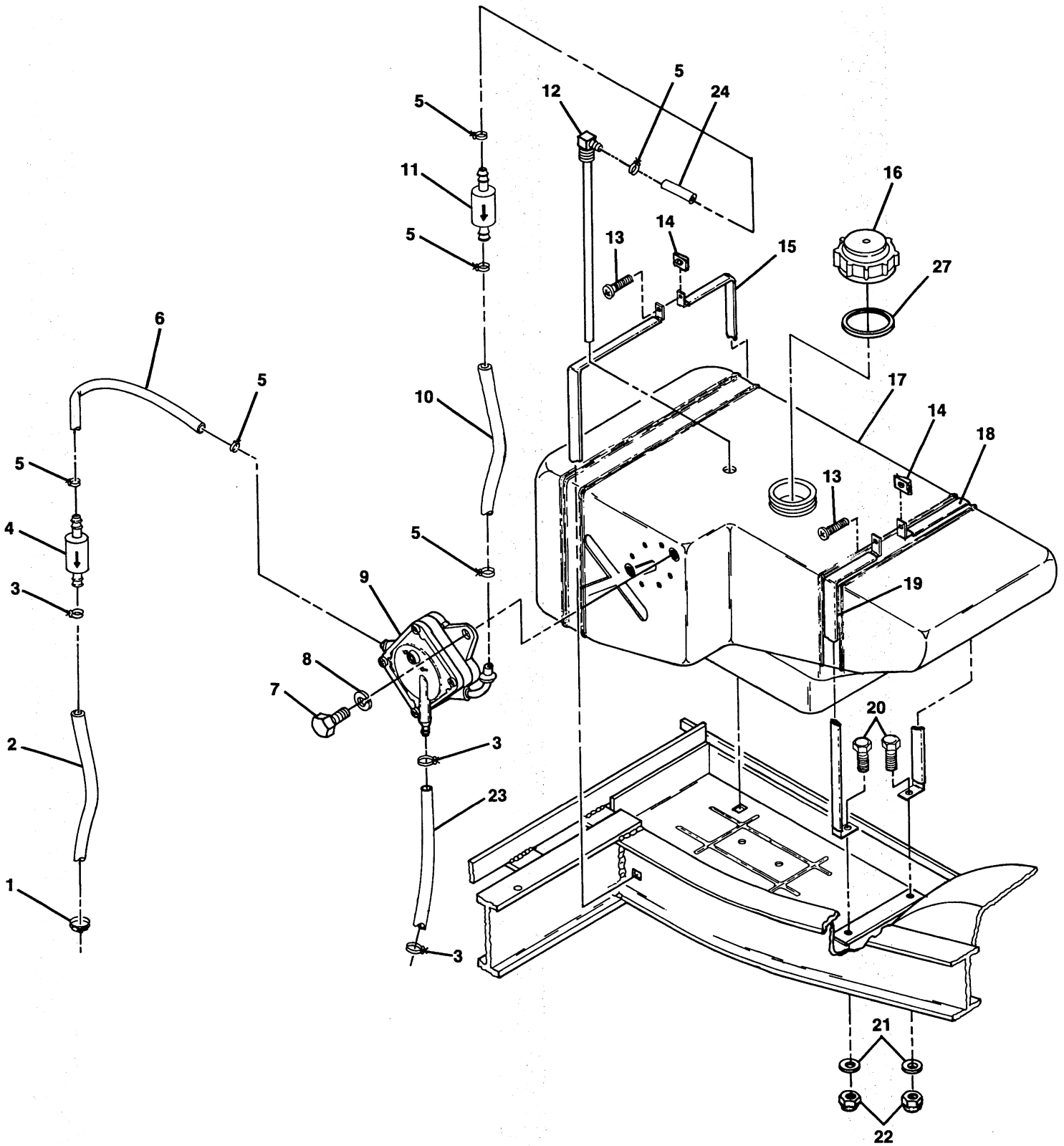


FIGURE 2-14A. FUEL SYSTEM ASSEMBLY. SEE LIST 2-14A.



Manual No. 1013932 - Issue Date 10/89  
 Effective Serial No. EG8734-125498 thru EG8918-172333



## FUEL SYSTEM ASSEMBLY

FIGURE- ITEM NUMBER	PART NUMBER	UNITS PER ASM	1 2 3 4	DESCRIPTION
14A -	NO #	1		FUEL SYSTEM ASSEMBLY FOR ILLUSTRATION, SEE FIGURE 2-14A
- 1	1013687	1		CLAMP, HOSE 3/8"
- 2	NO #	1		LINE, FUEL, (2-1/4") (SEE ITEM 26)
- 3	1012649	3		CLAMP, HOSE SINGLE WIRE
- 4	1014522	1		FUEL FILTER, SECONDARY
- 5	1013134	6		CLAMP, HOSE (RED)
- 6	NO #	1		LINE, FUEL, 18" (SEE ITEM 25)
- 7	1012124	2		BOLT, 1/4-20 X 1/2" HEX
- 8	451	2		LOCKWASHER, 1/4"
- 9	1014523	1		IMPULSE FUEL PUMP
- 9A	1014524	A/R		IMPULSE FUEL PUMP REBUILD KIT (NOT SHOWN)
- 10	NO #	1		LINE, FUEL, 6" (SEE ITEM 25)
- 11	1013684	1		FUEL FILTER, PRIMARY
- 12	1012619	1		TUBE, FUEL PICK-UP
- 13	1011988	2		SCREW, 1/4-20 X 2" PHILLIPS TRUSS HEAD
- 14	1014116	2		NUT, 1/4-20 "U" TYPE
- 15	1013972	1		FRONT FUEL STRAP ASSEMBLY
- 16	1012306	1		CAP, FUEL TANK INCLUDES ITEM 27
- 17	1013970	1		FUEL TANK
- 18	1013975	1		REAR INNER FUEL STRAP ASSEMBLY
- 19	1013974	1		REAR OUTER FUEL STRAP ASSEMBLY
- 20	7847	2		HEX HEAD BOLT, 1/4-20 X 3/4"
- 21	332	2		FLATWASHER, 1/4"
- 22	8233	2		NYLON LOCKNUT, 1/4-20
- 23	NO #	1		LINE, PULSE (16-1/4") (SEE ITEM 26)
- 24	NO #	1		LINE, FUEL (2") (SEE ITEM 25)
- 25	1012293	A/R		CLEAR FUEL LINE (ORDER BY FEET ONLY)
- 26	1013692	A/R		BLACK FUEL LINE (ORDER BY FEET ONLY)
- 27	1014535	1		GASKET, FUEL TANK CAP



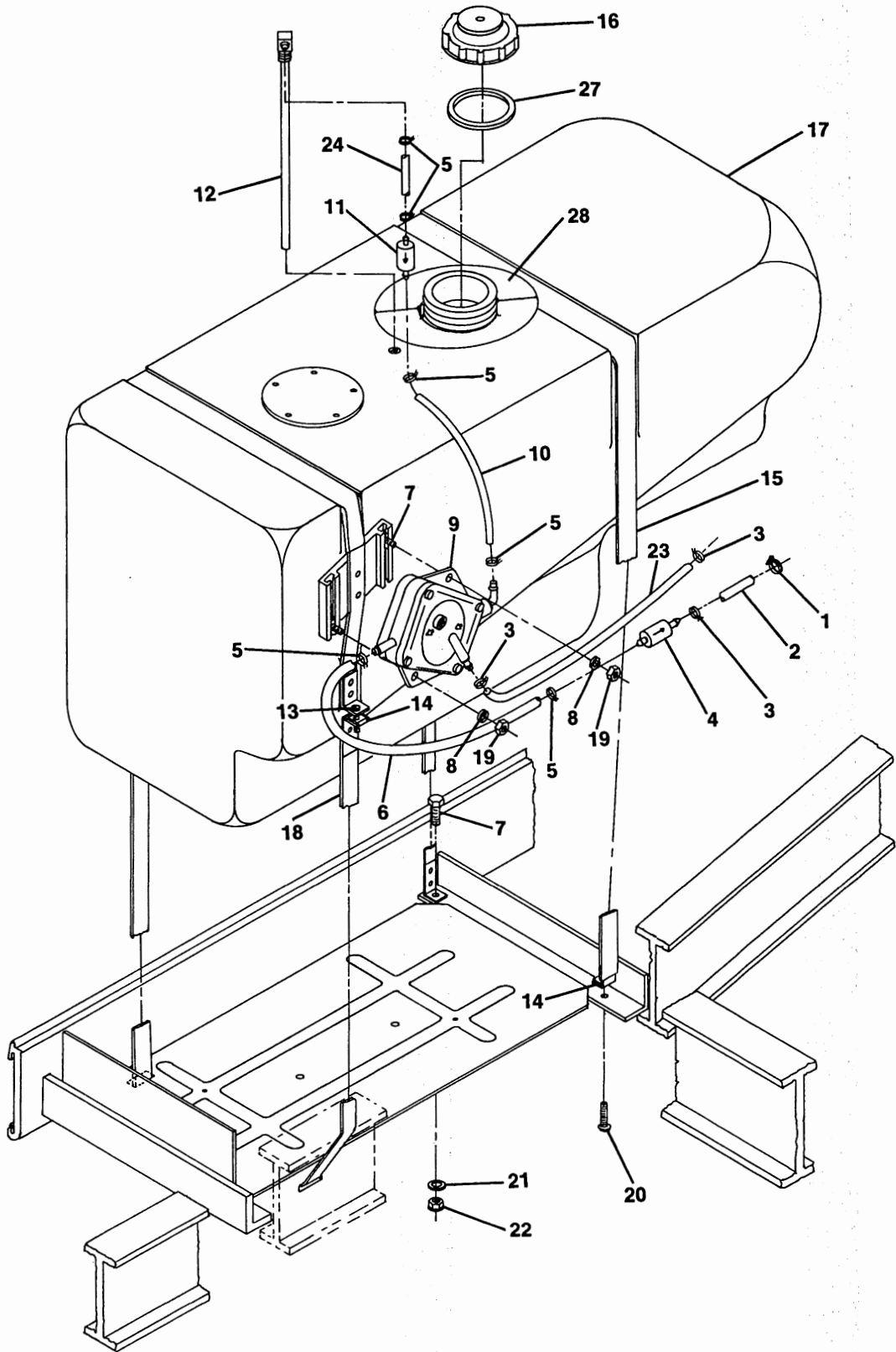


FIGURE 2-14B. FUEL SYSTEM ASSEMBLY. SEE LIST 2-14B.



Manual No. 1013932 - Issue Date 10/89  
 Effective Serial No. EG8918-172334 thru EG9048-231110

## FUEL SYSTEM ASSEMBLY

FIGURE- ITEM NUMBER	PART NUMBER	UNITS PER ASM	DESCRIPTION			
			1	2	3	4
14B -	NO #	1	FUEL SYSTEM ASSEMBLY			
			FOR ILLUSTRATION, SEE FIGURE 2-14B			
- 1	1013687	1	CLAMP, HOSE 3/8"			
- 2	NO #	1	LINE, FUEL, (2-1/4") (SEE ITEM 26)			
- 3	1012649	3	CLAMP, HOSE SINGLE WIRE			
- 4	1014522	1	FUEL FILTER, SECONDARY			
- 5	1013134	6	CLAMP, HOSE (RED)			
- 6	NO #	1	LINE, FUEL, 18" (SEE ITEM 25)			
- 7	7847	3	BOLT, 1/4-20 X 3/4" HEX			
- 8	451	2	LOCKWASHER, 1/4"			
- 9	1014523	1	IMPULSE FUEL PUMP			
- 9A	1014524	A/R	IMPULSE FUEL PUMP REBUILD KIT (NOT SHOWN)			
- 10	NO #	1	LINE, FUEL, 6" (SEE ITEM 25)			
- 11	1013684	1	FUEL FILTER, PRIMARY			
- 12	1012619	1	TUBE, FUEL PICK-UP			
- 13	1011988	2	SCREW, 1/4-20 X 2" PHILLIPS TRUSS HEAD			
- 14	1014116	2	NUT, 1/4-20 "U" TYPE			
- 15	1014927	1	FRONT FUEL STRAP ASSEMBLY			
- 16	1012306	1	CAP, FUEL TANK			
			INCLUDES ITEM 27			
- 17	1014499	1	FUEL TANK			
- 18	1014928	1	REAR FUEL STRAP ASSEMBLY			
- 19	1028	2	NUT, 1/4-20 HEX			
- 20	1013176	1	1/4-20 X 2.50 PHILLIPS TRUSS HEAD SCREW			
- 21	332	1	FLATWASHER, 1/4"			
- 22	8233	1	NYLON LOCKNUT, 1/4-20			
- 23	NO #	1	LINE, PULSE (16-1/4") (SEE ITEM 26)			
- 24	NO #	1	LINE, FUEL (2") (SEE ITEM 25)			
- 25	1012293	A/R	CLEAR FUEL LINE (ORDER BY FEET ONLY)			
- 26	1013692	A/R	BLACK FUEL LINE (ORDER BY FEET ONLY)			
- 27	1014535	1	GASKET, FUEL TANK CAP			
- 28	1015216	1	GAS TANK WARNING LABEL			



[Redacted]

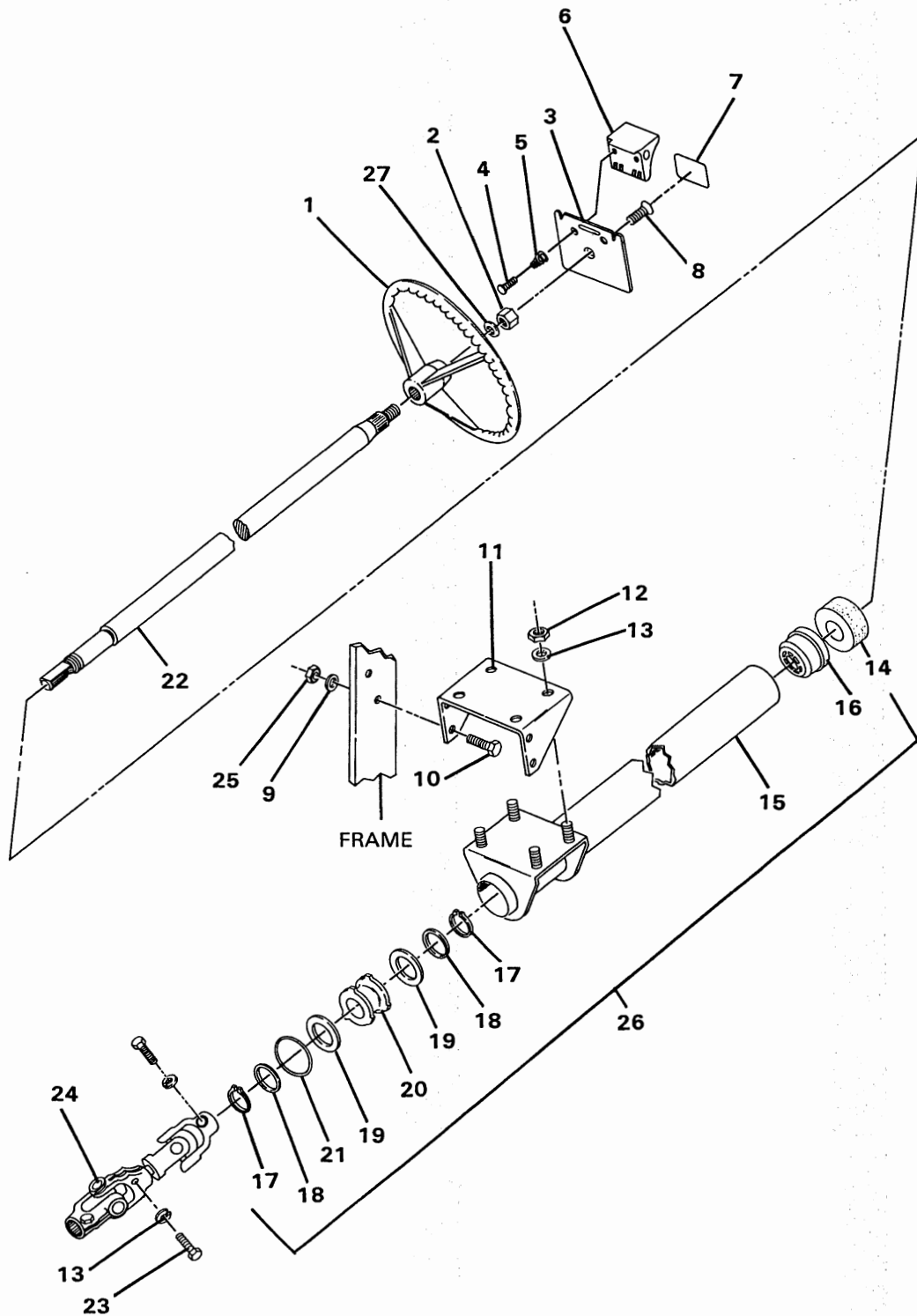
[Faint vertical text on the left side of the page]

[Faint vertical text in the center of the page]

[Faint vertical text on the right side of the page]

## **Section III**

# **SUSPENSION AND STEERING GROUP**



**FIGURE 3-1. STEERING COLUMN ASSEMBLY. SEE LIST 3-1.**



## STEERING COLUMN ASSEMBLY

FIGURE- ITEM NUMBER	PART NUMBER	UNITS PER ASM	1 2 3 4	DESCRIPTION
1 -	NO #	1		STEERING COLUMN ASSEMBLY FOR ILLUSTRATION, SEE FIGURE 3-1
- 1	1012569	1		WHEEL, STEERING
- 2	7209	1		NUT, SCORECARD
- 3	1012547	1		PLATE, SCORECARD
- 4	1012565	2		SCREW, PHILLIPS TRUSS HEAD
- 5	1012566	2		SPRING, COMPRESSION
- 6	1012504	1		HOLDER, PENCIL
- 7	1013389	1		DECAL, OPERATING INSTRUCTIONS
- 8	7216	1		SCREW, SQUARE FLAT HEAD 5/16-18
- 9	334	4		FLATWASHER, 3/8
- 10	320	4		BOLT, HEX, 3/8-16
- 11	1012464	1		PLATE, STEERING MOUNTING
- 12	1012528	4		NUT, HEX, 8MM X 1.25
- 13	7174	7		LOCKWASHER, 5/16
- 14	1012466	1		COVER, DUST
- 15	1012603	1		COLUMN WELD ASSEMBLY
- 16	1012465	1		BEARING, TOP
- 17	1012605	2		RING, RETAINING
- 18	1012604	2		WASHER
- 19	1012606	2		WASHER
- 20	1012609	1		BEARING, BOTTOM
- 21	1012607	1		RING, SNAP
- 22	1014255	1		SHAFT
- 23	1012830	3		BOLT, HEX, 8MM
- 24	1013861	1		JOINT, YOKE COMPOUND STEERING INCLUDES ITEMS 13 AND 23
- 25	8754	4		LOCKNUT, 3/8-16
- 26	1012471	1		COLUMN ASSEMBLY INCLUDES ITEMS 15-22
- 27	1010193	1		5/8" FLATWASHER



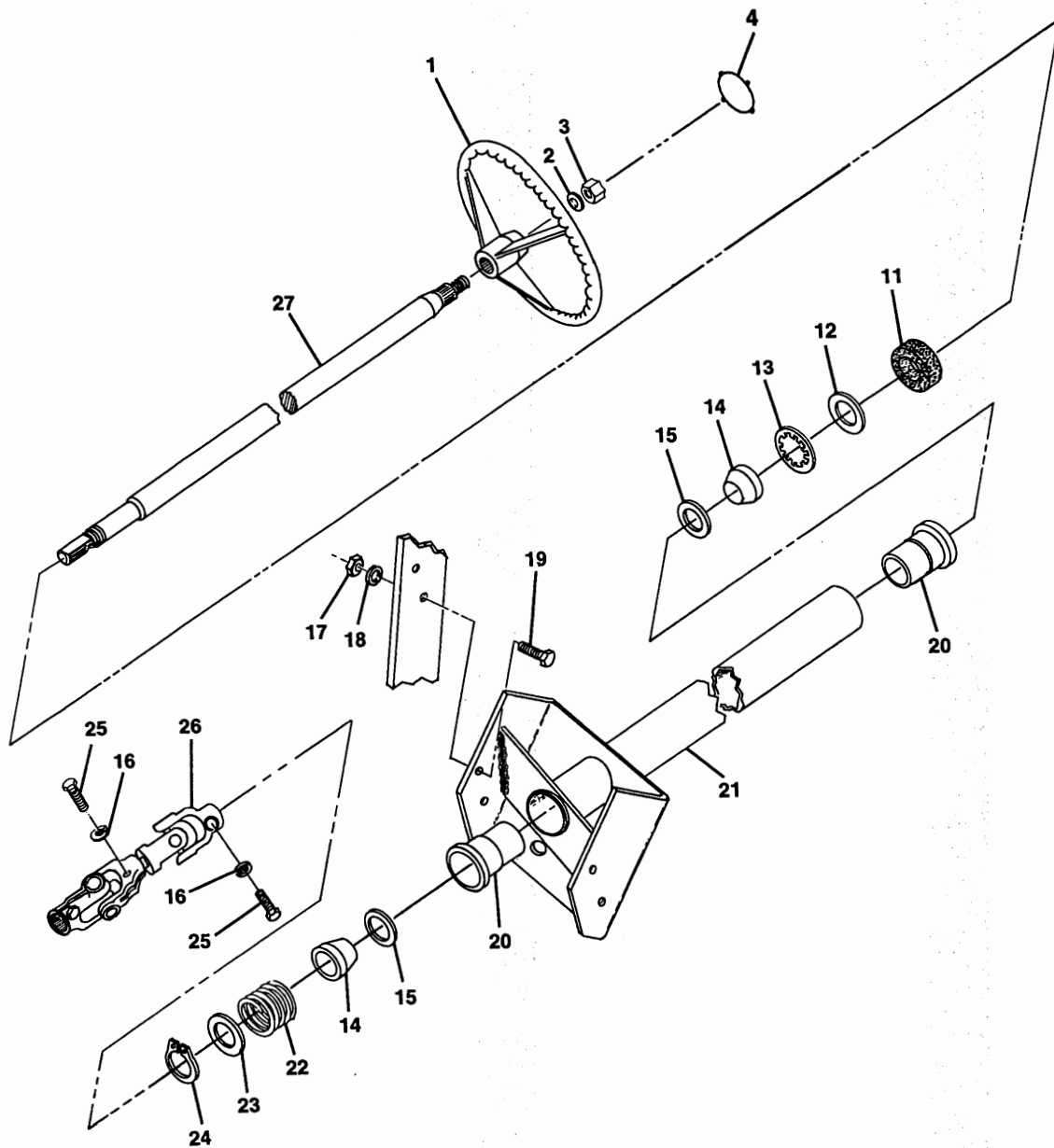


FIGURE 3-1A. STEERING COLUMN ASSEMBLY. SEE LIST 3-1A.





## STEERING COLUMN ASSEMBLY

FIGURE- ITEM NUMBER	PART NUMBER	UNITS PER ASM	1 2 3 4	DESCRIPTION
1A -	NO #	1		STEERING COLUMN ASSEMBLY FOR ILLUSTRATION, SEE FIGURE 3-1A
- 1	1012569	1		WHEEL, STEERING
- 2	1010193	1		FLATWASHER, 5/8"
- 3	7278	1		5/8-18 HEX JAM NUT
- 4	1011726	1		SNAP-ON CRYSTAL
- 11	1012466	1		COVER, DUST
- 12	1014211	1		SEAL BEARING
- 13	1014214	1		RING, RETAINING
- 14	1014125	2		WEDGE
- 15	1014213	2		BEARING
- 16	7174	2		LOCKWASHER, 5/16"
- 17	8754	4		LOCKNUT, 3/8-16
- 18	334	4		FLATWASHER, 3/8"
- 19	320	4		BOLT, HEX, 3/8-16
- 20	1014126	2		BEARING SEAT
- 21	1015546	1		COLUMN WELD ASSEMBLY
- 22	1014217	1		SPRING
- 23	1012604	1		WASHER
- 24	1012605	1		SNAP RING
- 25	1012830	2		BOLT, HEX, 8MM
- 26	1013861	1		JOINT YOKE COMPOUND STEERING INCLUDES ITEMS 17 AND 28
- 27	1015545	1		SHAFT (SEE ITEM 28)
- 28	1014268	1		COLUMN ASSEMBLY INCLUDES ITEMS 11 THRU 15, 20 THRU 24, AND 27
- 29	1014216	A/R		COLUMN REBUILD KIT INCLUDES ITEMS 11 THRU 15, 20, 22 AND 24



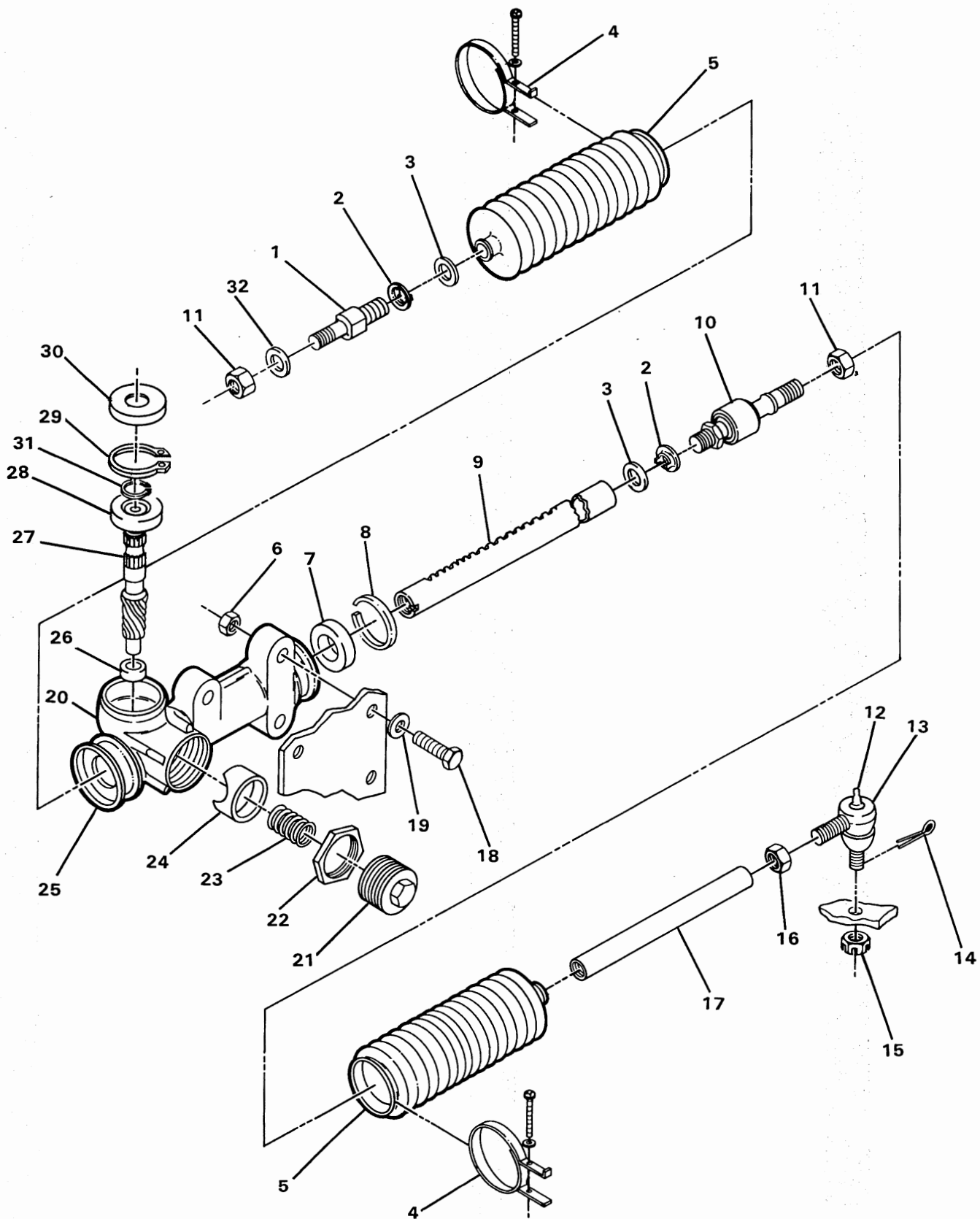


FIGURE 3-1. STEERING ASSEMBLY. SEE LIST 3-1.



Manual No. 1013932 - Issue Date 10/89  
 Effective Serial No. EG8603-89441 thru EG9048-231110

## STEERING ASSEMBLY

FIGURE- ITEM NUMBER	PART NUMBER	UNITS PER ASM	DESCRIPTION			
			1	2	3	4
1 -	NO #		STEERING ASSEMBLY			
			FOR ILLUSTRATION, SEE FIGURE 3-1			
- 1	1013053	1	BOLT, STOPPER, 12MM			
- 2	1013040	2	LOCKWASHER, TIE ROD			
- 3	1013039	2	WASHER, TIE ROD STOPPER			
- 4	1013034	2	BAND, BELLOWS			
- 5	1013035	2	SEAL, DUST			
- 6	1010138	3	LOCKNUT, 3/8-16			
- 7	1013036	1	BUSHING, RACK			
- 8	1013037	1	RING, SNAP			
- 9	NO #	1	RACK, STEERING (SEE ITEM 20)			
- 10	1013041	1	END, RACK			
- 11	1013042	2	NUT, HEX, 12MM			
- 12	1010116	1	FITTING, GREASE			
- 13	7540	1	SOCKET, VERTICAL, LEFT HAND			
			INCLUDES ITEMS 12, 15			
- 14	1035	1	PIN, COTTER			
- 15	7602	1	NUT, HEX, SLOTTED, 3/8-24			
- 16	7555	1	NUT, LEFT HAND, JAM, 1/2-20			
- 17	1012467	1	LINK, DRAG			
- 18	1624	3	BOLT, HEX, 3/8-16			
- 19	334	3	FLATWASHER, 3/8			
- 20	1012452	1	STEERING GEAR BOX ASSEMBLY			
			INCLUDES ITEMS 1-5, 7-11, 21-30			
- 21	1013043	1	SCREW, RACK GUIDE			
- 22	1013044	1	LOCKNUT, RACK SCREW			
- 23	1013045	1	SPRING, RACK GUIDE PRESSURE			
- 24	1013046	1	GUIDE, STEERING RACK			
- 25	1013047	1	BOX, STEERING GEAR			
- 26	1013048	1	BUSHING, PINION			
- 27	NO #	1	PINION, STEERING (SEE ITEM 20)			
- 28	1012884	1	BEARING			
- 29	1013051	1	RING-RETAINING, INTERNAL			
- 30	1013052	1	DUST SEAL, STEERING PINION			
- 31	1013031	1	RING-RETAINING, EXTERNAL			
- 32	1013030	1	WASHER, END			



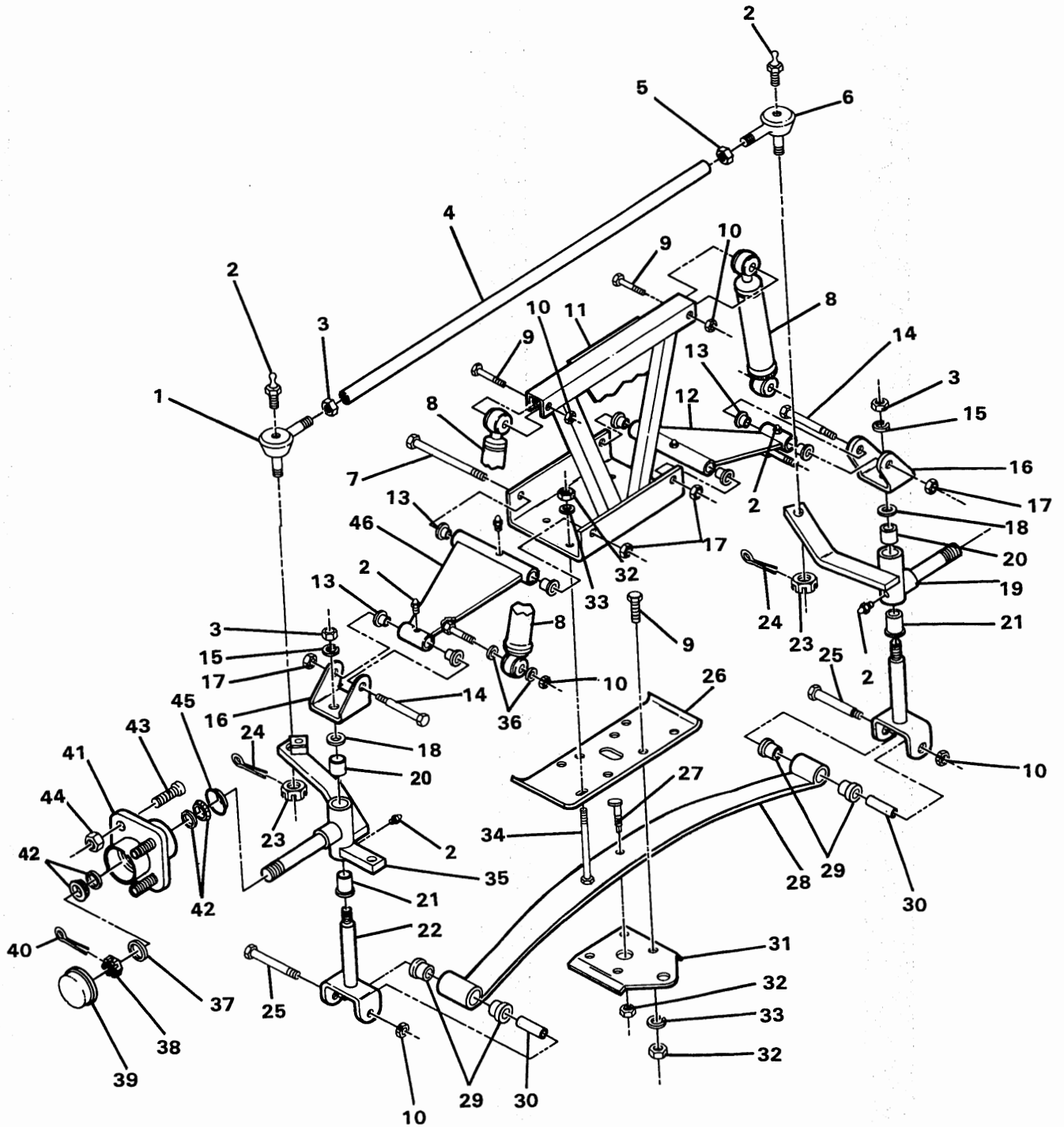


FIGURE 3-2. FRONT SUSPENSION ASSEMBLY. SEE LIST 3-2.

ClubCar®

CARRYALL-II

## FRONT SUSPENSION ASSEMBLY

FIGURE- ITEM NUMBER	PART NUMBER	UNITS PER ASM	DESCRIPTION			
			1	2	3	4
2 -	NO #	1	FRONT SUSPENSION ASSEMBLY			
			FOR ILLUSTRATION, SEE FIGURE 3-2			
- 1	7539	1	JOINT, RIGHT HAND BALL			
			INCLUDES ITEM 23			
- 2	1010116	6	FITTING, GREASE			
- 3	1308	3	NUT, 1/2-20 HEX			
- 4	1010219	1	ROD, TIE			
- 5	7555	1	NUT, 1/2-20 LEFT HAND HEX			
- 6	7540	1	JOINT, LEFT HAND BALL			
			INCLUDES ITEM 23			
- 7	1010126	2	BOLT, 3/8-16 SHOULDER HEX			
- 8	1014235	2	ABSORBER, SHOCK			
- 9	1624	6	BOLT, 3/8-16 HEX			
- 10	1010138	6	LOCKNUT, 3/8-16			
- 11	1012496	1	SHOCK SUPPORT WELD ASSEMBLY			
- 12	1014712	1	"A" PLATE SUBASSEMBLY (LEFT HAND)			
			INCLUDES ITEMS 2 AND 13			
- 13	7719	8	BUSHING, BRONZE			
- 14	1010125	2	BOLT, 3/8-16 SHOULDER HEX			
- 15	209	2	LOCKWASHER, 1/2			
- 16	1010117	2	CLEVIS, UPPER			
- 17	8754	4	LOCKNUT, 3/8-16 NYLON			
- 18	1010150	2	WASHER, THRUST			
- 19	1010348	1	SPINDLE LEFT HAND ASSEMBLY			
			INCLUDES ITEMS 2, 20, AND 21			
- 20	8067	2	BUSHING, SPINDLE			
- 21	7048	2	BUSHING, 3/4 BRONZE			
- 22	1010121	2	KING PIN ASSEMBLY			
- 23	7602	2	NUT, 3/8-24 SLOTTED HEX			
- 24	1035	2	PIN, COTTER 3/32 X 1"			
- 25	8755	2	BOLT, 3/8-16 HEX			
- 26	1010124	1	PLATE, FRONT SPRING MOUNTING			
- 27	8745	1	ADJUSTER, FRONT SPRING ECCENTRIC			
- 28	1013867	1	FRONT SPRING ASSEMBLY			
- 29	7050	4	BUSHING, 1/2 RUBBER			
- 30	1012303	2	BUSHING, 3/8 STEEL			
- 31	1014276	1	PLATE, FRONT SPRING RETAINER			
- 32	706	9	NUT, 3/8-16 HEX			
- 33	357	8	LOCKWASHER, 3/8			
- 34	1010200	4	BOLT, 3/8-16			
- 35	1010347	1	SPINDLE RIGHT HAND ASSEMBLY			
			INCLUDES ITEMS 2, 20 AND 21			
- 36	334	4	FLATWASHER, 3/8			
- 37	1010005	2	FLATWASHER, SPECIAL			
- 38	7840	2	NUT, 3/4-16 SLOTTED HEX			
- 39	1011887	2	COVER, DUST			
- 40	7910	2	PIN, COTTER 5/32 X 1"			
- 41	1011892	2	HUB ASSEMBLY			
			INCLUDES ITEMS 39, 42, 43 AND 45			
- 42	1011393	4	BEARING, HUB PACKAGE (2 PIECES)			
- 43	1011304	8	STUD, LUG			
- 44	1011390	8	NUT, LUG			
- 45	1013135	2	SEAL, DUST			
- 46	1014713	1	"A" PLATE ASSEMBLY, RIGHT HAND			
			INCLUDES ITEMS 2 AND 13			



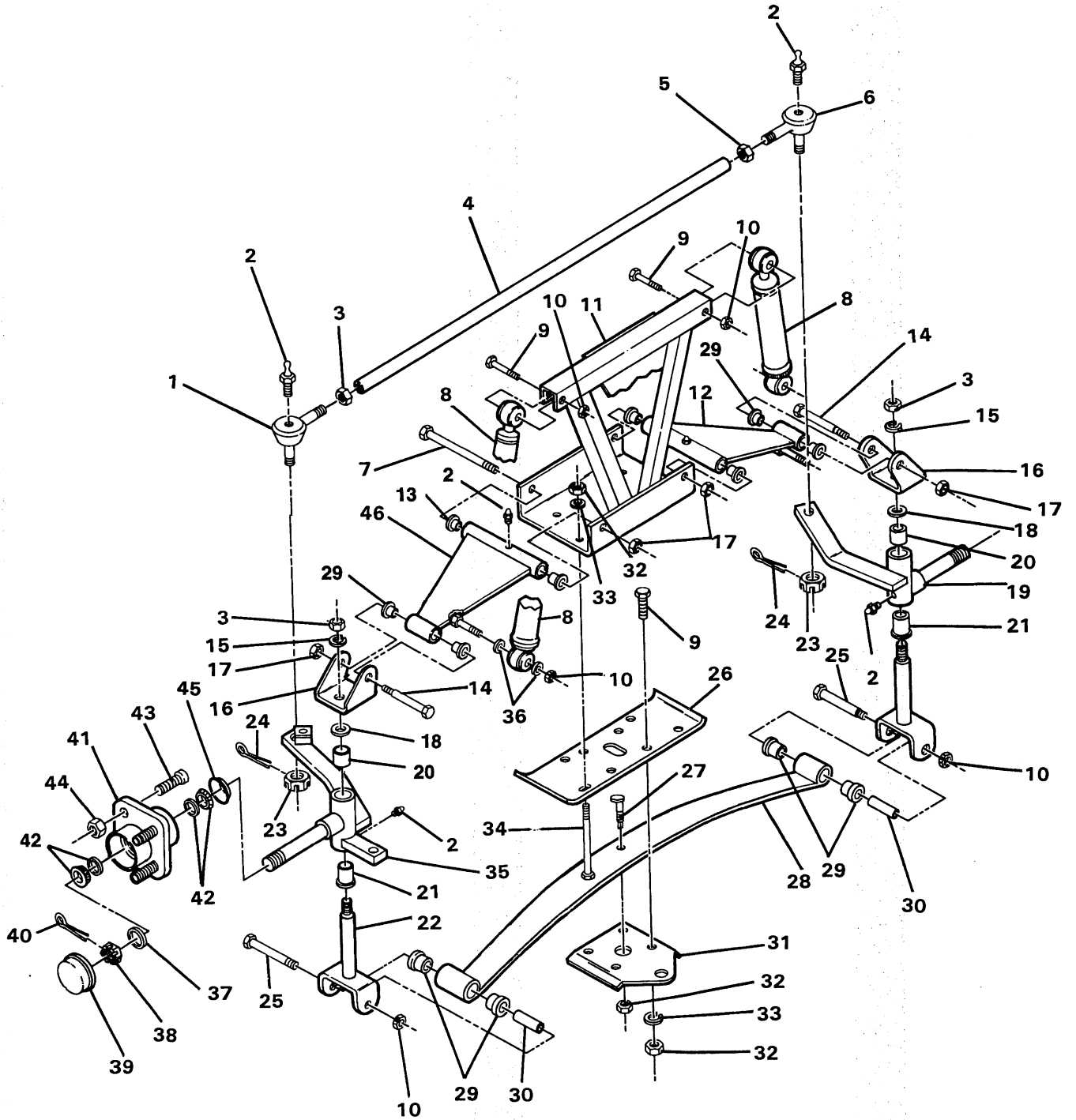


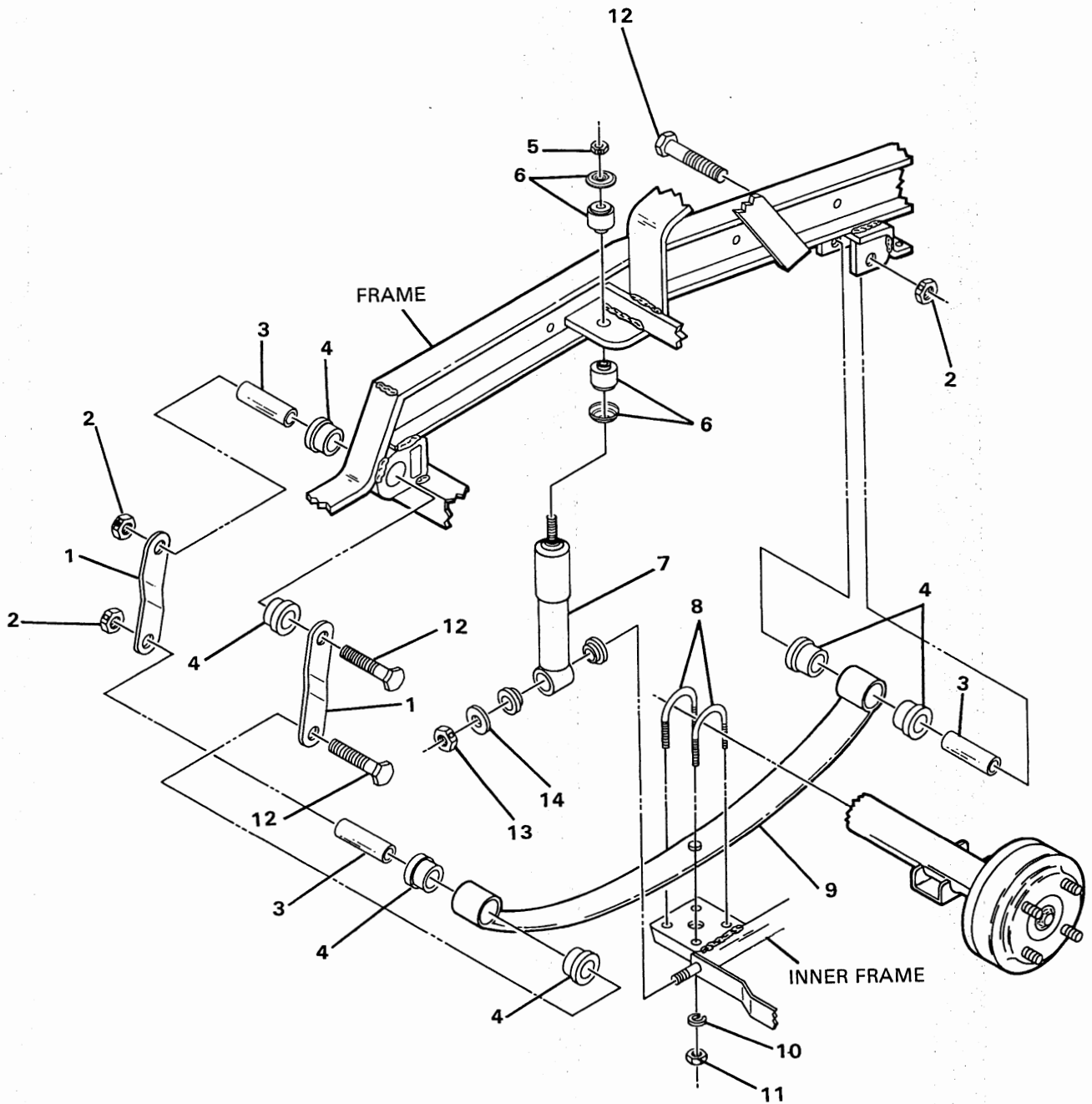
FIGURE 3-2A. FRONT SUSPENSION ASSEMBLY. SEE LIST 3-2A.



## FRONT SUSPENSION ASSEMBLY

FIGURE- ITEM NUMBER	PART NUMBER	UNITS PER ASM	1 2 3 4	DESCRIPTION
2A -	NO #	1		FRONT SUSPENSION ASSEMBLY
				FOR ILLUSTRATION, SEE FIGURE 3-2
- 1	7539	1		JOINT, RIGHT HAND BALL INCLUDES ITEM 23
- 2	1015597	4		1/4-28 THREAD FORMING GREASE FITTING
- 3	1308	3		NUT, 1/2-20 HEX
- 4	1010219	1		ROD, TIE
- 5	7555	1		NUT, 1/2-20 LEFT HAND HEX
- 6	7540	1		JOINT, LEFT HAND BALL INCLUDES ITEM 23
- 7	1010126	2		BOLT, 3/8-16 SHOULDER HEX
- 8	1014235	2		ABSORBER, SHOCK
- 9	1624	6		BOLT, 3/8-16 HEX
- 10	1010138	6		LOCKNUT, 3/8-16
- 11	1012496	1		SHOCK SUPPORT WELD ASSEMBLY
- 12	1015589	1		"A" PLATE SUBASSEMBLY (LEFT HAND) INCLUDES ITEMS 2 AND 13
- 13	7719	4		BUSHING, BRONZE
- 14	1010125	2		BOLT, 3/8-16 SHOULDER HEX
- 15	209	2		LOCKWASHER, 1/2
- 16	1010117	2		CLEVIS, UPPER
- 17	8754	4		LOCKNUT, 3/8-16 NYLON
- 18	1010150	2		WASHER, THRUST
- 19	1010348	1		SPINDLE LEFT HAND ASSEMBLY INCLUDES ITEMS 2, 20, AND 21
- 20	8067	2		BUSHING, SPINDLE
- 21	7048	2		BUSHING, 3/4 BRONZE
- 22	1010121	2		KING PIN ASSEMBLY
- 23	7602	2		NUT, 3/8-24 SLOTTED HEX
- 24	1035	2		PIN, COTTER 3/32 X 1"
- 25	8755	2		BOLT, 3/8-16 HEX
- 26	1010124	1		PLATE, FRONT SPRING MOUNTING
- 27	8745	1		ADJUSTER, FRONT SPRING ECCENTRIC
- 28	1013867	1		FRONT SPRING ASSEMBLY
- 29	1015583	8		BUSHING, URETHANE
- 30	1012303	2		BUSHING, 3/8 STEEL
- 31	1014276	1		PLATE, FRONT SPRING RETAINER
- 32	706	9		NUT, 3/8-16 HEX
- 33	357	8		LOCKWASHER, 3/8
- 34	1010200	4		BOLT, 3/8-16
- 35	1010347	1		SPINDLE RIGHT HAND ASSEMBLY INCLUDES ITEMS 2, 20 AND 21
- 36	334	4		FLATWASHER, 3/8
- 37	1010005	2		FLATWASHER, SPECIAL
- 38	7840	2		NUT, 3/4-16 SLOTTED HEX
- 39	1011887	2		COVER, DUST
- 40	7910	2		PIN, COTTER 5/32 X 1"
- 41	1011892	2		HUB ASSEMBLY INCLUDES ITEMS 39, 42, 43 AND 45
- 42	1011393	4		BEARING, HUB PACKAGE (2 PIECES)
- 43	1011304	8		STUD, LUG
- 44	1011390	8		NUT, LUG
- 45	1013135	2		SEAL, DUST
- 46	1015586	1		"A" PLATE ASSEMBLY, RIGHT HAND INCLUDES ITEMS 2 AND 13





**FIGURE 3-3. REAR SUSPENSION ASSEMBLY. SEE LIST 3-3.**

Manual No. 1013932 - Issue Date 10/89  
 Effective Serial No. EG8603-89441 thru EG8933-183067





## REAR SUSPENSION ASSEMBLY

FIGURE- ITEM NUMBER	PART NUMBER	UNITS PER ASM	1 2 3 4	DESCRIPTION
3 -	NO #	REF		REAR SUSPENSION ASSEMBLY FOR ILLUSTRATION, SEE FIGURE 3-3
- 1	1012304	4		REAR SPRING SHACKLE
- 2	1010138	6		DIMPLED LOCKNUT, 3/8-16 UNC
- 3	1012303	4		STEEL BUSHING
- 4	1015583	12		RUBBER BUSHING
- 5	1010145	2		NUT, 3/8-24 UNC HEX
- 6	1011415	2		SHOCK ABSORBER CUSHION KIT
- 7	1012781	1		SHOCK ABSORBER KIT INCLUDES ITEM 6
- 8	1013125	4		"U" BOLT
- 9	1013416	2		REAR SPRING
- 10	357	4		LOCKWASHER, 3/8
- 11	706	8		NUT, 3/8-16 UNC HEX
- 12	8755	6		BOLT, HEX, 3/8-16 UNC X 3-3/8
- 13	1010188	2		DIMPLED LOCKNUT, 5/8-11
- 14	1010193	2		FLATWASHER, 5/8



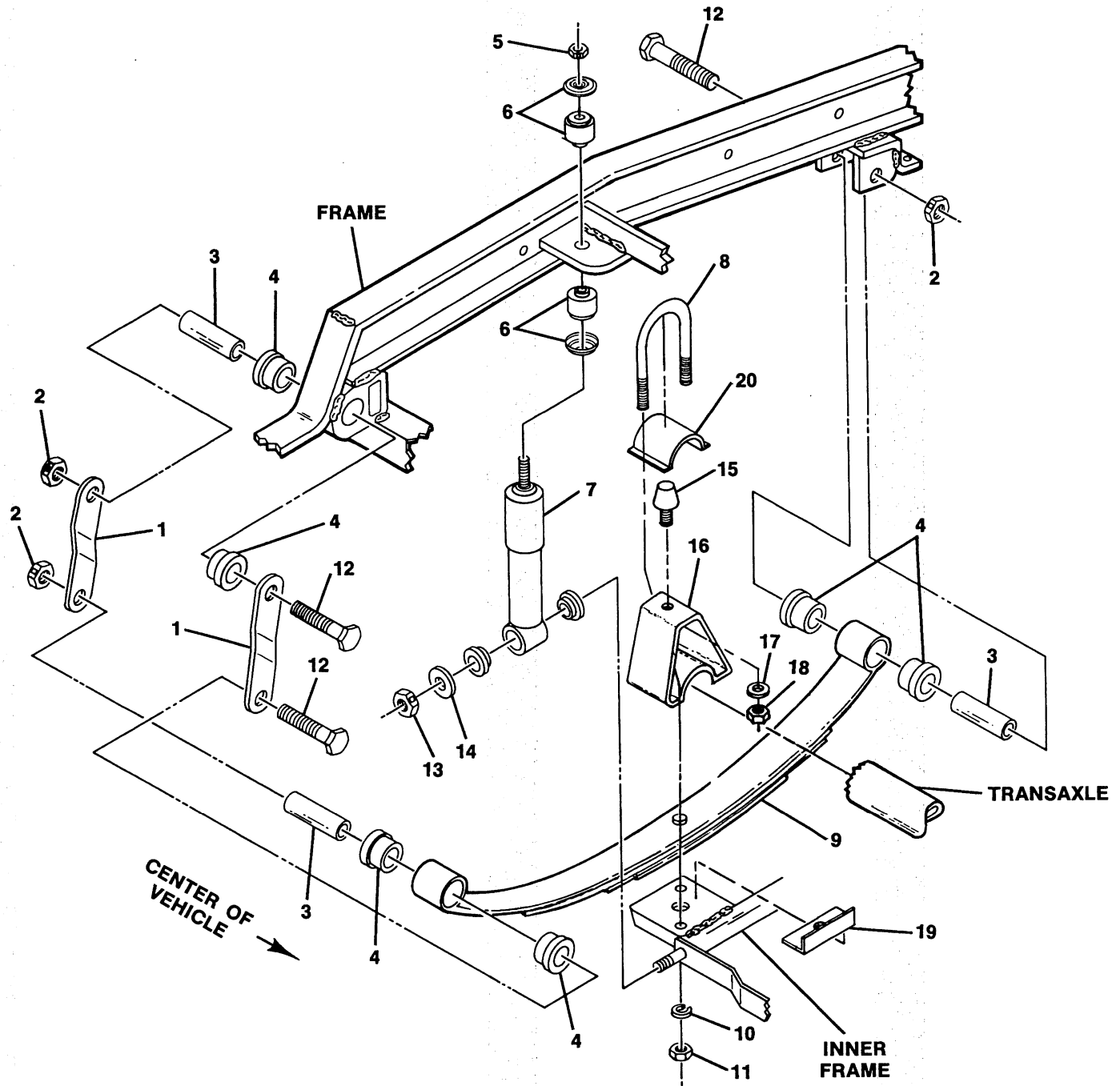


FIGURE 3-3A. REAR SUSPENSION ASSEMBLY. SEE LIST 3-3A.

ClubCar®

CARRYALL-II

## REAR SUSPENSION ASSEMBLY

FIGURE- ITEM NUMBER	PART NUMBER	UNITS PER ASM	DESCRIPTION
		1 2 3 4	
3A -	NO #	1	REAR SUSPENSION ASSEMBLY FOR ILLUSTRATION, SEE FIGURE 3-3A
- 1	1012304	4	REAR SPRING SHACKLE
- 2	1010138	6	DIMPLED LOCKNUT, 3/8-16 UNC
- 3	1012303	4	STEEL BUSHING
- 4	1015583	12	RUBBER BUSHING
- 5	1010145	2	NUT, 3/8-24 UNC HEX
- 6	1011415	2	SHOCK ABSORBER CUSHION KIT
- 7	1012781	1	SHOCK ABSORBER KIT INCLUDES ITEM 6
- 8	1014902	2	"U" BOLT
- 9	1014675	2	REAR SPRING
- 10	1014557	4	FLATWASHER, 7/16"
- 11	1014555	4	NYLON LOCKNUT, 7/16-14
- 12	8755	6	BOLT, HEX, 3/8-16 UNC X 3-3/8"
- 13	1010188	2	DIMPLED LOCKNUT, 5/8-11
- 14	1010193	2	FLATWASHER, 5/8
- 15	1014552	2	OVERLOAD BUMPER
- 16	1014546	2	OVERLOAD BUMPER MOUNT
- 17	1241	2	FLATWASHER, 5/16
- 18	7473	2	NYLON LOCKNUT, 5/16-18
- 19	1014573	2	SPRING RETAINER
- 20	1014901	2	SPACER



1

## **Section IV**

# **BRAKE SYSTEM AND PEDAL GROUP**

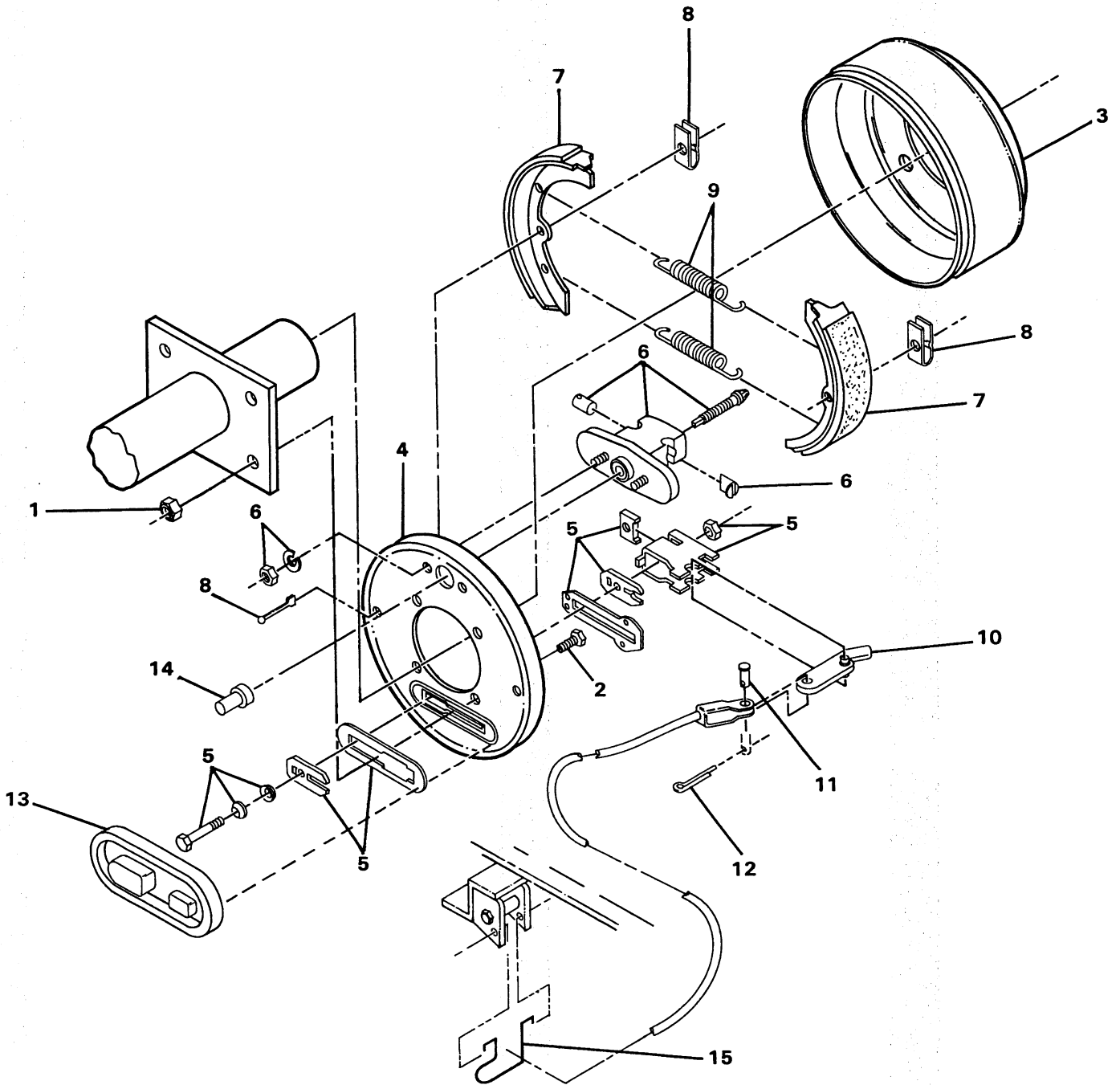


FIGURE 4-1. BRAKE CLUSTER, RIGHT HAND AND LEFT HAND. SEE LIST 4-1.

**BRAKE CLUSTER, RIGHT HAND AND LEFT HAND**

FIGURE- ITEM NUMBER	PART NUMBER	UNITS PER ASM	DESCRIPTION			
			1	2	3	4
1 -	1011145	1	RIGHT HAND BRAKE CLUSTER COMPLETE INCLUDES ITEMS 4 THRU 14			
	1011146	1	LEFT HAND BRAKE CLUSTER COMPLETE INCLUDES ITEMS 4 THRU 14 FOR ILLUSTRATION SEE FIGURE 4-1			
- 1	1013924	8	LOCKNUT, 5/16-24, GRADE 8			
- 2	1013923	8	BOLT, HEX HEAD, 5/16-24, GRADE 8 (FOR CARS WITH DRIVE UNIT SERIAL NO. 6100217 AND EARLIER)			
- 2	1014153	8	BOLT, BRAKE CLUSTER MOUNTING (FOR CARS WITH DRIVE UNIT SERIAL NO. 6100218 AND LATER)			
- 3	1011137	2	DRUM, BRAKE			
- 4	1011494	1	PLATE BACKING, LEFT HAND			
- 4	1011154	1	PLATE BACKING, RIGHT HAND			
- 5	1011465	1	BRAKE ACTUATOR KIT			
- 6	1011467	1	ANCHOR BODY KIT INCLUDES ITEM 16			
- 7	1011463	1	BRAKE SHOE PACKAGE (4 PIECES)			
- 8	1011466	1	SHOE RETAINER KIT			
- 9	1011464	1	BRAKE SPRING PACKAGE			
- 10	1011297	2	ARM, BRAKE LEVER			
- 11	1010829	2	PIN, 5/16" CLEVIS			
- 12	1035	2	PIN, COTTER			
- 13	1010850	2	COVER, DUST			
- 14	1011303	2	CAP, ADJUSTMENT BOLT			
- 15	1013207	2	BRAKE CABLE HANGER			



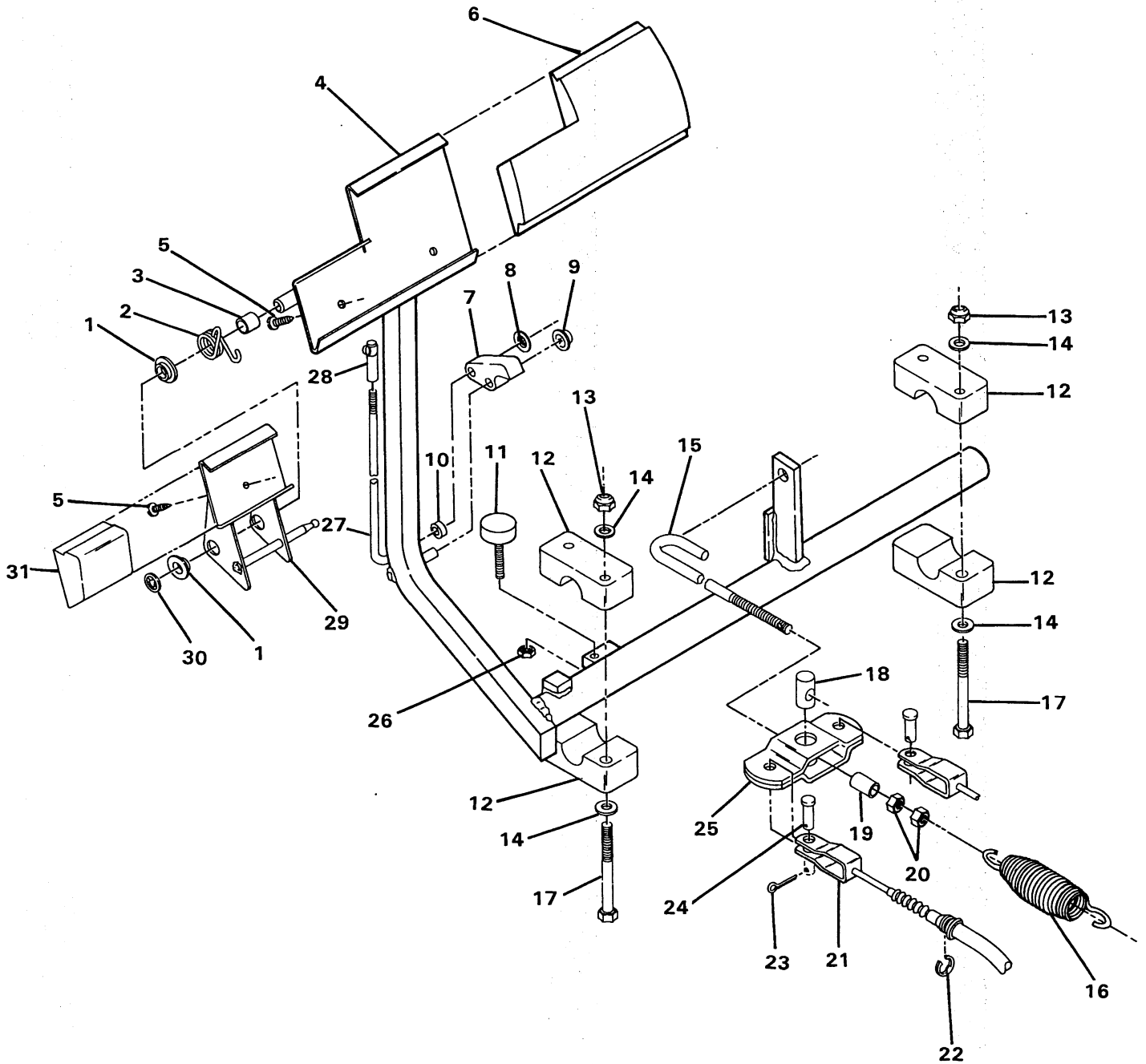


FIGURE 4-2. BRAKE PEDAL AND CABLE ASSEMBLY. SEE LIST 4-2.

ClubCar®

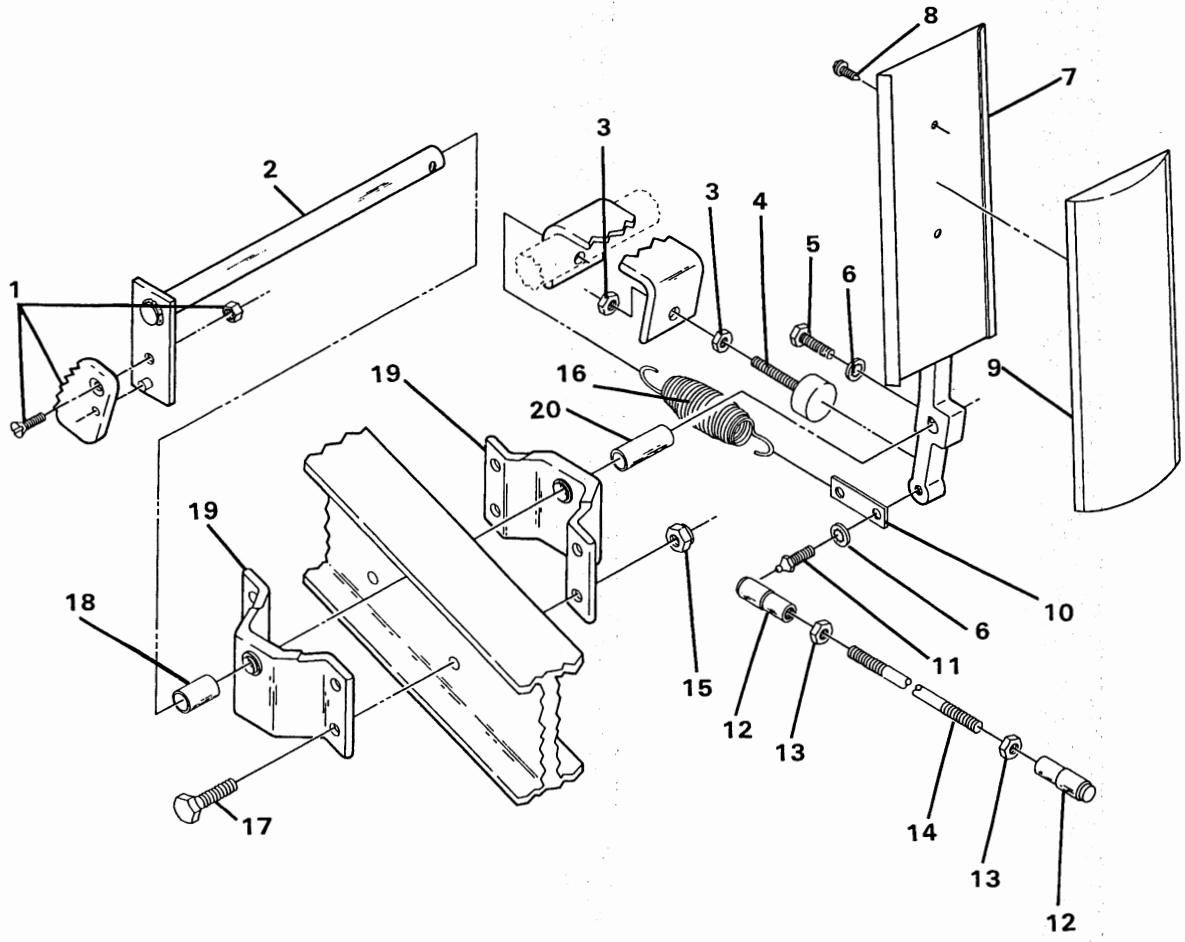
CARRYALL-II



## BRAKE PEDAL AND CABLE ASSEMBLY

FIGURE- ITEM NUMBER	PART NUMBER	UNITS PER ASM	DESCRIPTION			
			1	2	3	4
2 -	NO #	1	BRAKE PEDAL AND CABLE ASSEMBLY FOR ILLUSTRATION SEE FIGURE 4-2			
- 1	1032	2	NYLON BUSHING			
- 2	1010933	1	TORSION SPRING			
- 3	1010927	1	HILL BRAKE SPACER			
- 4	1011406	1	BRAKE PEDAL KIT INCLUDES ITEMS 5 & 6			
- 5	7716	3	SCREW, NO. 10-16 SHEET METAL			
- 6	1013869	1	BRAKE PEDAL PAD			
- 7	1011404	1	HILL BRAKE PAWL KIT INCLUDES ITEMS 8 AND 9			
- 8	1011649	1	PUSH NUT			
- 9	1010877	1	NUT, 5/16 PUSH			
- 10	1010805	1	HILL BRAKE ROD SLEEVE			
- 11	1010878	1	BRAKE STOP			
- 12	1011402	1	BRAKE MOUNTING BLOCK PACKAGE			
- 13	7473	4	NUT, 5/16-18 NYLON LOCK			
- 14	1241	8	WASHER, 5/16 FLAT			
- 15	1013236	1	EQUALIZER ROD			
- 16	1013532	1	SPRING, BRAKE RETURN TORSION			
- 17	1010921	4	BOLT, 5/16-18 HEX			
- 18	1010814	1	PIN, EQUALIZER PIVOT			
- 19	1013855	1	SPACER EQUALIZER			
- 20	1242	2	NUT, 5/16-18 HEX			
- 21	1011403	2	BRAKE CABLE KIT INCLUDES ITEMS 22, 23, 24			
- 22	1011779	4	RING, "E"			
- 23	1035	2	PIN, COTTER			
- 24	1010829	2	PIN, 5/16 CLEVIS			
- 25	1010809	1	EQUALIZER WELD ASSEMBLY			
- 26	1028	1	NUT, 1/4-20 HEX			
- 27	1010804	1	ROD, HILL BRAKE			
- 28	1010932	1	BALL JOINT, 1/4-28			
- 29	1011418	1	HILL BRAKE KIT INCLUDES ITEMS 1, 5, 29, 30, 31			
- 30	1013876	1	NUT, 3/8 PUSH			
- 31	1013870	1	PAD, HILL BRAKE			





**FIGURE 4-3. ACCELERATOR PEDAL ASSEMBLY. SEE LIST 4-3.**



## ACCELERATOR PEDAL ASSEMBLY

FIGURE- ITEM NUMBER	PART NUMBER	UNITS PER ASM	DESCRIPTION			
			1	2	3	4
3 -	NO #	1	ACCELERATOR PEDAL ASSEMBLY FOR ILLUSTRATION SEE FIGURE 4-3			
- 1	1011877	1	LATCH, HILL BRAKE			
- 2	1010847	1	ROD, ACCELERATOR PIVOT			
- 3	1028	2	NUT, 1/4-20 HEX			
- 4	1010878	1	STOP, BRAKE			
- 5	403	1	BOLT, 1/4-20 HEX			
- 6	8304	1	WASHER, 1/4" INT TOOTH LOCK			
- 7	1010969	1	ACCELERATOR PEDAL, ASSEMBLY INCLUDES ITEMS 8, 9, 10, 11			
- 8	7716	2	SCREW, #10-16 SHEET METAL			
- 9	1013871	1	PAD, ACCELERATOR			
- 10	1011691	1	HANGER, ACCELERATOR PEDAL SPRING			
- 11	1010954	1	BALL STUD, 1/4-28			
- 12	1011734	2	BALL JOINT, 1/4-28 SPRING LOADED			
- 13	1011084	2	NUT, 1/4-28 JAM			
- 14	1013234	1	ROD, ACCELERATOR			
- 15	8233	4	LOCKNUT, 1/4-20 NYLON			
- 16	1012075	1	SPRING, EXTENSION			
- 17	7479	4	BOLT, 1/4-20 HEX			
- 18	1011699	1	SPACER, 1/2			
- 19	1011694	2	BRACKET, ACCELERATOR BEARING			
- 20	1011700	1	SPACER, ACCELERATOR			

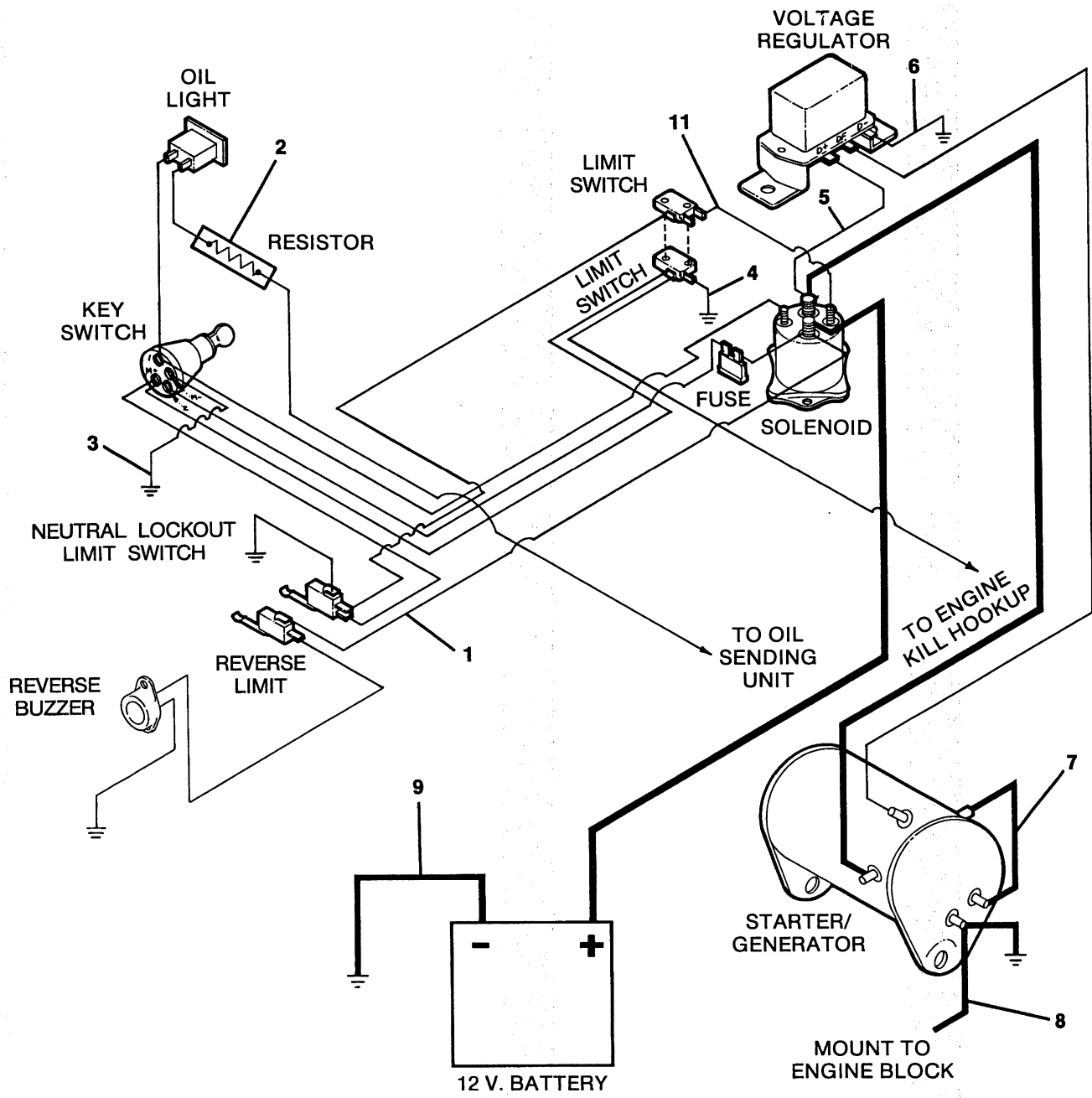
**ClubCar**®

**CARRYALL-II**

Manual No. 1013932 - Issue Date 10/89  
Effective Serial No. EG8603-89441 thru EG9048-231110



**Section V**  
**ELECTRICAL SYSTEM**



**NOTE: ALL WIRES NOT LISTED ARE INCLUDED  
IN WIRE HARNESS P/N 1014118**

**FIGURE 5-1. FINAL ASSEMBLY, WIRING DIAGRAM. SEE LIST 5-1.**



## FINAL ASSEMBLY, WIRING DIAGRAM

FIGURE- ITEM NUMBER	PART NUMBER	UNITS PER ASM	1 2 3 4	DESCRIPTION
1 -	NO #	1		FINAL ASSEMBLY WIRING DIAGRAM FOR ILLUSTRATION SEE FIGURE 5-1
- 1	1014123	1		WIRE HARNESS
- 2	1013659	1		RESISTOR ASSEMBLY
- 3	1012396	1		WIRE ASSEMBLY, #18 BLACK
- 4	1012397	1		WIRE ASSEMBLY, #18 BLACK
- 5	1012386	1		WIRE ASSEMBLY, #10 RED
- 6	1012388	1		WIRE ASSEMBLY, #10 BLACK
- 7	1012384	1		WIRE ASSEMBLY, #6 BLACK
- 8	1012385	1		WIRE ASSEMBLY, #6 BLACK
- 9	1012382	1		WIRE ASSEMBLY, #6 BLACK
- 11	1013600	1		WIRE ASSEMBLY, #18 ORANGE



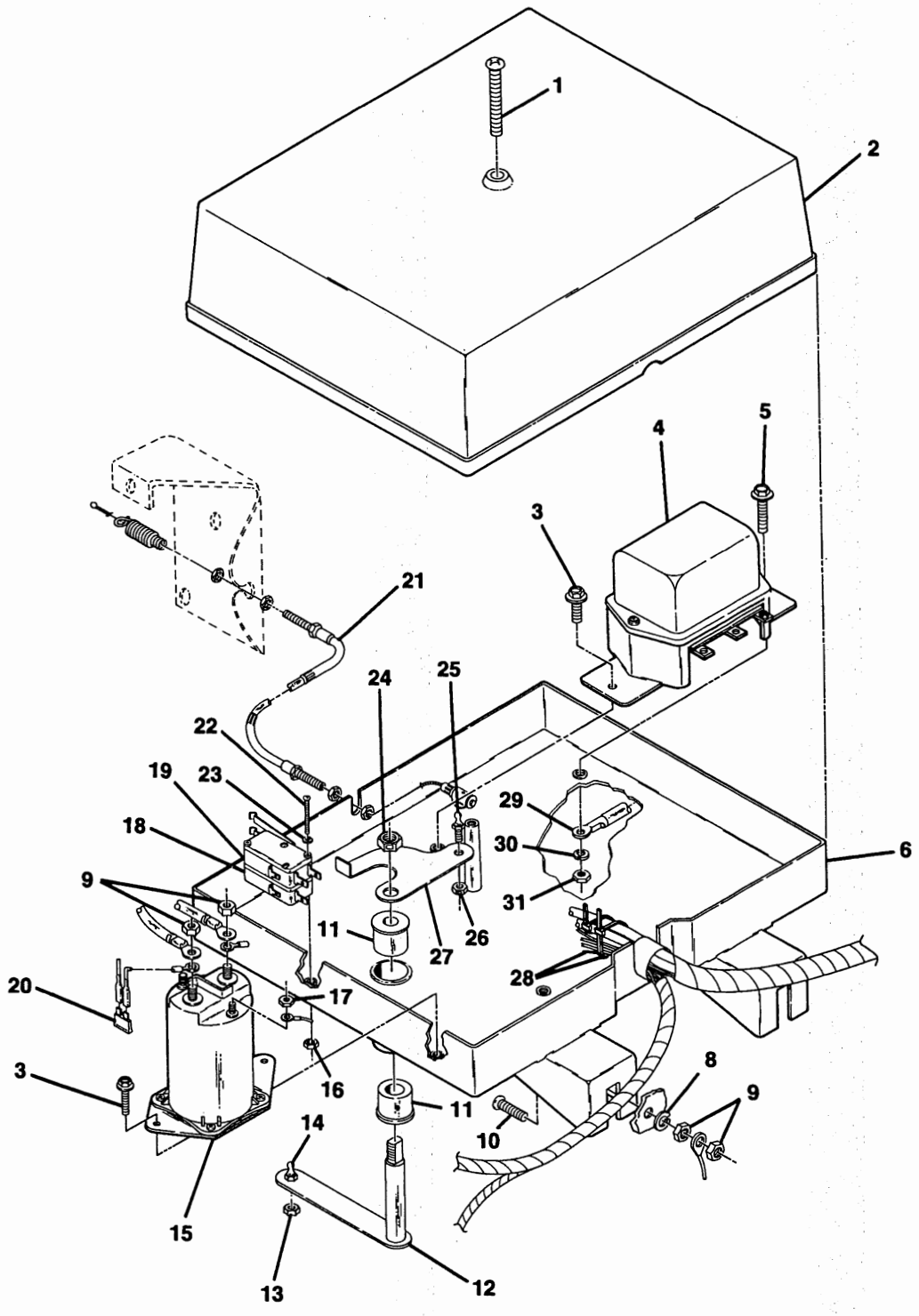


FIGURE 5-2. ELECTRICAL COMPONENT BOX ASSEMBLY. SEE LIST 5-2.





## ELECTRICAL COMPONENT BOX ASSEMBLY

FIGURE- ITEM NUMBER	PART NUMBER	UNITS PER ASM	DESCRIPTION			
			1	2	3	4
2 -	NO #	1	ELECTRICAL COMPONENT BOX WITH WIRE HARNESS INCLUDES ALL ITEMS EXCEPT 8, 9, 10 AND 21 FOR ILLUSTRATION SEE FIGURE 5-2			
- 1	1013176	1	SCREW PHILLIPS TRUSS HEAD, 1/4-20 X 2-1/2			
- 2	1012274	1	ELECTRICAL COMPONENT TRAY COVER			
- 3	1012285	3	1/4-20 UNC X 5/8 THREAD ROLLING SCREW			
- 4	1012422	1	VOLTAGE REGULATOR			
- 5	1013662	1	1/4-20 X 1-1/4 THREAD FORM SCREW			
- 6	1013073	1	ELECTRICAL COMPONENT BOX INCLUDES ITEM 11			
- 8	7174	2	LOCKWASHER, 5/16			
- 9	1242	6	HEX NUT, 5/16-18			
- 10	1010435	2	CARRIAGE BOLT, 5/16-18 X 1.00			
- 11	7719	2	BRONZE BUSHING, 1/2 ID X 5/8 OD X 3/4 LONG			
- 12	1012269	1	ELECTRICAL BOX BELL CRANK SHAFT			
- 13	8717	1	INSERT LOCKNUT, 1/4-28 UNF NYLON			
- 14	1010954	1	BALL STUD, 1/4-28 UNF			
- 15	1013609	1	12 VOLT SOLENOID			
- 16	8057	2	HEX NUT, #4-40			
- 17	7893	2	HEX NUT, #10-32			
- 18	1014808	1	LIMIT SWITCH			
- 19	1014807	1	LIMIT SWITCH			
- 20	1012295	1	10 AMP FUSE			
- 21	1013158	1	ACCELERATOR CABLE			
- 22	1012594	2	MACHINE SCREW, #4-40 X 1-1/2			
- 23	8058	2	LOCKWASHER, #4			
- 24	1010138	1	DIMPLED LOCKNUT, 3/8-16 UNC			
- 25	1012353	1	BALL STUD, 1/4-28 UNF			
- 26	8449	1	DIMPLED LOCKNUT, 1/4-28			
- 27	1012272	1	ELECTRICAL BOX UPPER BELLCRANK			
- 28	8990	2	TIE WRAP			
- 29	1013663	1	GROUND WIRE ASSEMBLY			
- 30	451	1	1/4 LOCKWASHER			
- 31	1028	1	1/4-20 HEX NUT			



# Section VI

## MAINTENANCE SERVICE TOOLS

DESCRIPTION	PART NO.
Internal Retaining Pliers .....	1013593
Brake Adjusting Tool .....	1013582
Flexible Cowl Repair Kit .....	1014963
Flexible Cowl Paint Repair Kit .....	1015491
Volt Ohm Meter .....	1011480
Continuity Tester .....	1011273
Retaining Ring Pliers (45° External) .....	1012549
Retaining Ring Pliers (90° Internal) .....	1012560
Keyswitch Tool .....	1012801
Seal Puller .....	1012809
Bearing Puller .....	1012811
Bearing Puller Wedge Attachment .....	1012812
Tachometer .....	1012800
Flywheel Puller .....	1012802
Drive Clutch Puller (Serial # EG8801-135667 and Higher) .....	1014496
Clutch Alignment Tool (Serial # EG8801-135667 and Higher) .....	1014498
Torque Converter Tool Kit .....	1014510
Transmission Tool Kit .....	1014115
Drive Unit Pinion Seal Tool .....	1014161
Drive Unit Axle Seal Tool .....	1014162
Throttle Pivot Bushing Tool .....	1014163
Steering Column Bearing Press Tool .....	1014261
Steering Column Retaining Ring Tool .....	1014259
Battery Terminal Protector .....	1014305
Dry Moly Lubricant .....	1012151
Clutch Torsion Spring Tool (Serial # EG8801-135666 and Lower) .....	1012806
Drive Clutch Puller (Serial # EG8801-135666 and Lower) .....	1012803
Clutch Alignment Tool (Serial # EG8801-135666 and Lower) .....	1012805
General Belt Adjusting Bar .....	1013155
External Governor Arm Alignment Tool .....	1014106
Drive and Driven Clutch Tool Kit (Serial # EG8801-135667 and Higher) .....	1014114
Go-No Go Gauge (Carburetor Float) .....	1014701
Engine Ignition Service Tool .....	1014822

Please refer to the appropriate Maintenance and Service Manual for proper tool application.

## ACCESSORIES

Canopy Top .....	1014506
Tool Box Kit .....	1013813
Tailgate Ramp Kit .....	1013823
Lighting Package Kit .....	1013625
Deluxe Lighting Kit with Turn Signal .....	1014869
Heavy Duty Rear Mirror Kit .....	1013846
Wheel Cover - Chrome Sport Wheel .....	1012642
Hourmeter Kit 12 Volt .....	1013578
Stereo Radio .....	1011658
Hubometer and Mounting Bracket .....	1010282
Fuel Gauge .....	Factory Installation
Safety Strobe Light with Post Mount .....	1015179
Glove Compartment Kit .....	1015492
Industrial Tire .....	1014983
Flexible Cowl Repair Kit .....	1014963
Flexible Cowl Paint Repair Kit .....	1015491
Spark Arrester Kit .....	1015842
Ball Picker Brace Installation and Kit .....	1015807
Turbine Wheel Cover Kit .....	1014964



**CLUB CAR**  

---

**INGERSOLL-RAND**

**Transportation and Utility Vehicles**  
Club Car Inc.  
P.O. Box 204658  
Augusta, GA 30917-4658