




**2007**  
**XRT800/XRT810**  
**Illustrated Parts List**



**Gasoline and Electric Vehicles**

Manual Number 103209006  
Edition Code 1206R0112P



# USING THE ILLUSTRATED PARTS LIST

---

## **⚠ WARNING**

- **This manual is to be used only for identification and ordering of service parts. Be sure to read and use the maintenance and service manual before attempting any vehicle repairs.**

This manual covers all 2007 XRT800 and XRT810 gasoline and electric vehicles.

The manual is divided into 16 sections. Sections 1 through 15 pertain to the vehicles, and Section 16 pertains to tools that are used on all Club Car products. Note that there are flags on the outside edge of each page. The first flag contains the section number of which that page is a part. The other flags contain the letters G or E, signifying that the page pertains to either the gasoline vehicle, the electric vehicle, or both.

Use the Table of Contents to find the sections and pages that contain the parts and assemblies you seek. The Table of Contents lists section numbers, and under them, the individual page titles and numbers to be found in that section. The index can be used to find specific parts and assemblies. The index is divided into numerical and alphabetical listings with the page numbers in italic text.

There is a two-page spread for each individual page title in the Table of Contents. On the left-hand page is an illustration showing the parts in their relative positions; the parts are each tagged with an item number in a balloon. The right-hand page is the parts list page, and gives the page title at the top, then the item numbers (corresponding to the numbers on the illustration), part descriptions, and quantity of parts used.

Note that a part description may be indented. This indentation corresponds to a parts assembly level indicated by the numbers 1, 2, 3, and 4 at the top left corner of the parts description area of the parts list page. A part that is indented to *level 2* is a component of the *level 1* part (assembly) that it is listed under. A *level 3* part is a component of the *level 2* part that it is listed under, and a *level 4* part is a component of the *level 3* part preceding it. In each case, the part quantity given for a level 2, 3, or 4 part is the quantity used per next higher level assembly of which it is a component. A part that is not indented is a *level 1* part. This means that the quantity given is the quantity used per the portion of the vehicle illustrated on that particular spread.

## **HOW TO ORDER PARTS**

Replacement parts and accessories can be obtained from our network of authorized dealers and distributors. You can obtain the name and phone number of your closest authorized Club Car dealer or distributor by visiting our web site at [www.clubcar.com](http://www.clubcar.com) and clicking on the "Distributor Search" link or by calling our toll-free Service Parts and Technical Assistance hotline at (800) 872-2246 or (706) 863-3000, extension 3887.



**P. O. Box 204658**  
**Augusta, Georgia 30917-4658 USA**  
**Telephone 706-863-3000**  
**Service Parts Fax 706-855-7413**  
**[www.clubcar.com](http://www.clubcar.com)**

**NOTE:** *This illustrated parts list represents the most current information at the time of publication. Club Car, Inc. is continually working to further improve its vehicles and other products. These improvements may affect the parts used to service the vehicle. Any modification and/or significant change in specifications will be forwarded to all Club Car and Carryall distributors/dealers and will, when applicable, appear in future editions of this illustrated parts list.*

*Club Car, Inc. reserves the right to change specifications and designs at any time without notice and without the obligation of making changes to units previously sold.*

Copyright © 2006 Club Car, Inc.  
*Club Car* and *ArmorFlex*  
are registered trademarks of Club Car, Inc.  
This manual effective July 31, 2006.

*2007 XRT800/XRT810 Gasoline & Electric Vehicle Illustrated Parts List*

# CONTENTS

---

## SECTION 1 – BODY AND TRIM

---

Front Body .....	1-3
Canopy Support System .....	1-5
Bumper – XRT800 and XRT800-E .....	1-7
Brush Guard – HUV4210-GX .....	1-9
Dash Box – XRT800 and XRT800-E .....	1-11
Glove Box – XRT810 and XRT810-E .....	1-13
Side Trim – XRT800 and XRT800-E .....	1-15
Nerf Bar – XRT810 and XRT810-E .....	1-17
Rear Body and Fender – Gasoline Vehicle .....	1-19
Rear Body and Fender – Electric Vehicle .....	1-21
Front Seat Bottom and Armrests .....	1-23
Seat Back .....	1-25
Cargo Bed .....	1-27
Bed Hinge .....	1-29
Access Panel and Heat Shield .....	1-31

---

## SECTION 2 – WHEELS AND TIRES

---

Wheels and Tires .....	2-3
Hubcap – XRT810 and XRT810-E .....	2-5

---

## SECTION 3 – DECALS

---

Safety Decals – Gasoline Vehicles .....	3-3
Safety Decals – Gasoline Vehicles, Continued .....	3-5
Safety Decals – Gasoline Vehicles, Continued .....	3-7
Logo Decals – Gasoline Vehicles .....	3-9
Safety Decals – Electric Vehicles .....	3-11
Safety Decals – Electric Vehicles, Continued .....	3-13
Logo Decals .....	3-15

---

## SECTION 4 – BRAKE SYSTEMS

---

Rear Brake Assembly, Self-Adjusting – Vehicle with 2-Wheel Brakes .....	4-3
Brake Pedal Assembly .....	4-5
Brake Cable, Equalizer, and Equalizer Rod – Vehicles with Two-Wheel Brakes .....	4-7
Accelerator Pedal – Gasoline Vehicles .....	4-9
Accelerator Pedal Assembly – Electric Vehicles with MCOR .....	4-11
Accelerator Rod – Gasoline Vehicles .....	4-13

# CONTENTS

---

## SECTION 5 – STEERING AND SUSPENSIONS

---

Steering Column .....	5-3
Steering Wheel .....	5-5
Steering Gear Assembly .....	5-7
Front Suspension, Upper .....	5-9
Front Suspension, Lower .....	5-11
Front Spindles and Hubs .....	5-13
Rear Suspension .....	5-15
Steering Gear Assembly .....	5-17

---

## SECTION 6 – ELECTRICAL SYSTEM – GASOLINE VEHICLES

---

Wiring – Gasoline Vehicle .....	6-5
Headlights .....	6-7
Electrical Component Box – Gasoline Vehicle .....	6-9
Electrical Components, Front Body – Gasoline Vehicle .....	6-11
Starter/Generator Assembly Model G425419 – Gasoline Vehicles .....	6-13
FE290 Starter/Generator Mounting – Gasoline Vehicle .....	6-15
FE350 Starter/Generator Mounting – Gasoline Vehicles .....	6-17
Battery – Gasoline Vehicle .....	6-19

---

## SECTION 7 – FE290 ENGINE

---

FE290 Engine – Shrouds and Brackets .....	7-3
FE290 Engine – Ignition Components and Flywheel .....	7-5
FE290 Engine – Oil Circulation .....	7-7
FE290 Engine – Cylinder Head .....	7-9
FE290 Engine – Crankcase, Camshaft, and Oil Sensor .....	7-11
FE290 Engine – Crankcase and Crankshaft .....	7-13
FE290 Engine Mounting .....	7-15

---

## SECTION 8 – AS11 FE350 ENGINE

---

AS11 FE350 Engine without ACR (Automatic Compression Release) – Shrouds and Brackets .....	8-3
AS11 FE350 Engine – Ignition Components and Flywheel .....	8-5
FE350 Engine – Oil Circulation .....	8-7
AS11 FE350 Engine – Cylinder Head .....	8-9
AS11 FE350 Engine without ACR – Crankcase, Camshaft, and Oil Sensor .....	8-11
AS11 FE350 Engine – Crankcase and Crankshaft .....	8-13
FE350 Engine Mounting .....	8-15

# CONTENTS

---

## SECTION 9 – FUEL, INTAKE, AND GOVERNOR SYSTEMS

---

Fuel System .....	9-3
Fuel Tank with Fuel Level Sending Unit .....	9-5
Carburetor Assembly – FE290 .....	9-7
Carburetor Assembly – FE350 .....	9-9
Carburetor Installation – FE290 .....	9-11
Carburetor Installation – FE350 .....	9-13
Governor and Accelerator Cables .....	9-15
Intake Duct, Choke, and Air Box Assembly .....	9-17

---

## SECTION 10 – EXHAUST SYSTEM

---

Exhaust System – FE290 Engine .....	10-3
Exhaust System – FE350 Engine .....	10-5

---

## SECTION 11 – TORQUE CONVERTER

---

Drive Clutch .....	11-3
Drive Belt – FE290 .....	11-5
Drive Belt – FE350 .....	11-7
Driven Clutch .....	11-9

---

## SECTION 12 – TRANSAXLE AND FNR SHIFTER- GASOLINE VEHICLE

---

Transaxle – Gasoline Vehicles, Gear Cases and Brackets .....	12-3
Transaxle – Gasoline Vehicles, Transmission and Gear Reduction .....	12-5
Transaxle – Gasoline Vehicles, Differential and Axles .....	12-7
Forward/Reverse Shifter Assembly – Gasoline Vehicles .....	12-9
Forward/Reverse Shifter Cable – Gasoline Vehicles .....	12-11
Differential Guard – XRT810 .....	12-13

---

## SECTION 13 – ELECTRICAL SYSTEM – ELECTRIC VEHICLES

---

Wiring – Electric Vehicle .....	13-5
Headlights .....	13-7
Electrical Components, Front Body – Electric Vehicle .....	13-9
Motor Controller Output Regulator (MCOR) .....	13-11
Forward/Reverse Switch, Tow/Run Switch .....	13-13
Battery Charger Receptacle .....	13-15
Batteries, Electric Vehicle .....	13-17
OBC, Controller, and Solenoid – Electric Vehicle .....	13-19
Reverse Buzzer .....	13-21

# CONTENTS

---

## SECTION 14 – ELECTRIC MOTOR

---

Motor (Model 5BC59JBS6365) – Electric Vehicle (Earlier Style) .....	14-3
Motor (Model 5BC59JBS6365A) – Electric Vehicle (Later Style) .....	14-5
Motor (Model EJ4-4001) – Electric Vehicle .....	14-7
Motor (Model EJ8-4001A) – Electric Vehicle .....	14-9

## SECTION 15 – TRANSAXLE – ELECTRIC VEHICLES

---

Transaxle – Electric Vehicles .....	15-3
Differential Guard – XRT810-E .....	15-5

## SECTION 16 – BATTERY CHARGER

---

PowerDrive 3 Battery Charger, Domestic .....	16-3
PowerDrive 2 Battery Charger (Model 22110), Domestic .....	16-5

## SECTION 17 – MAINTENANCE AND SERVICE TOOLS

---

Maintenance and Service Tools .....	17-3
Maintenance and Service Tools, Continued .....	17-5
Maintenance and Service Tools, Continued .....	17-7
Maintenance and Service Tools, Continued .....	17-9
Maintenance and Service Tools, Continued .....	17-11

## SECTION i – INDEX

---



# BODY AND TRIM

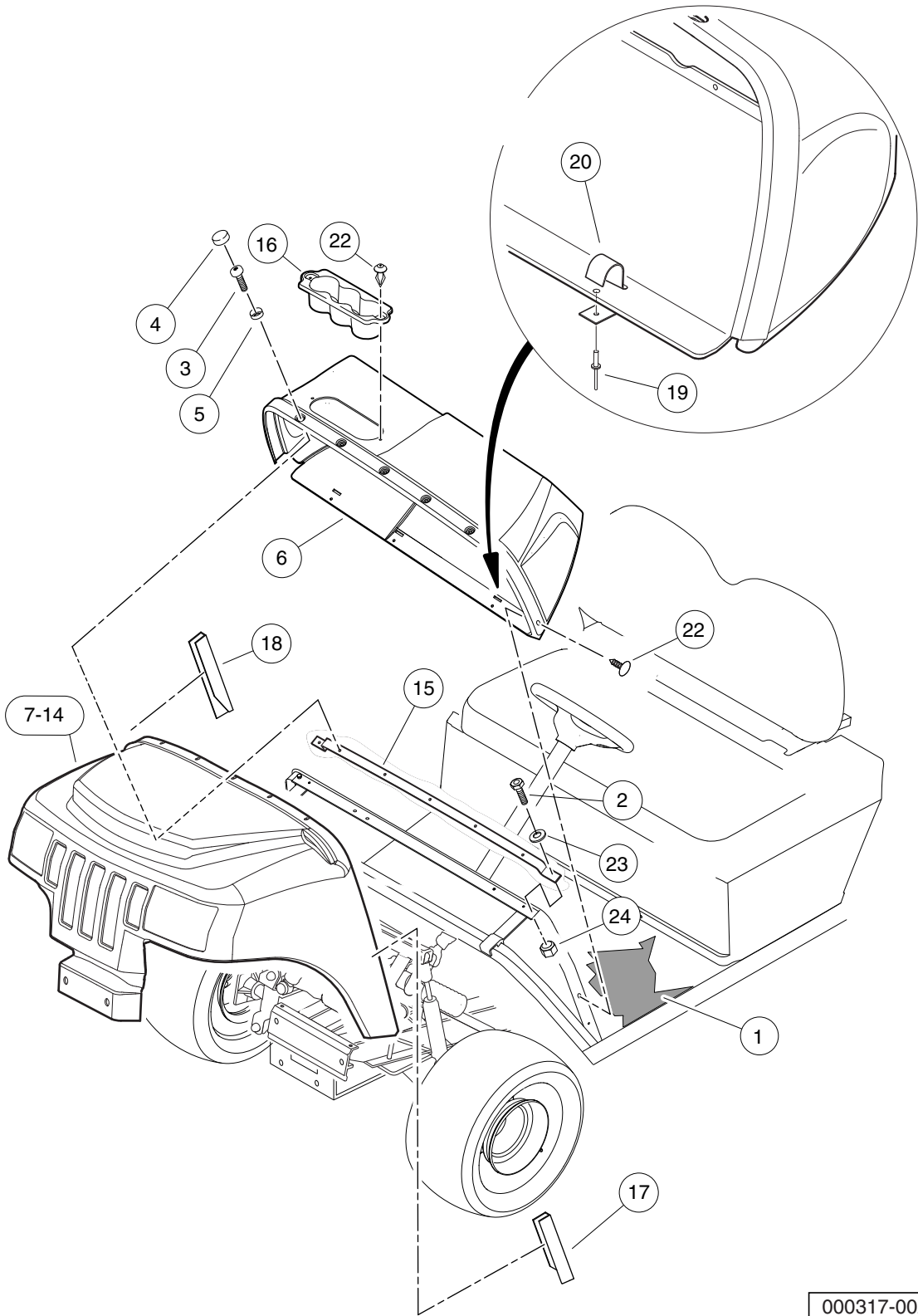
---

1

G

E

**1**  
**G**  
**E**



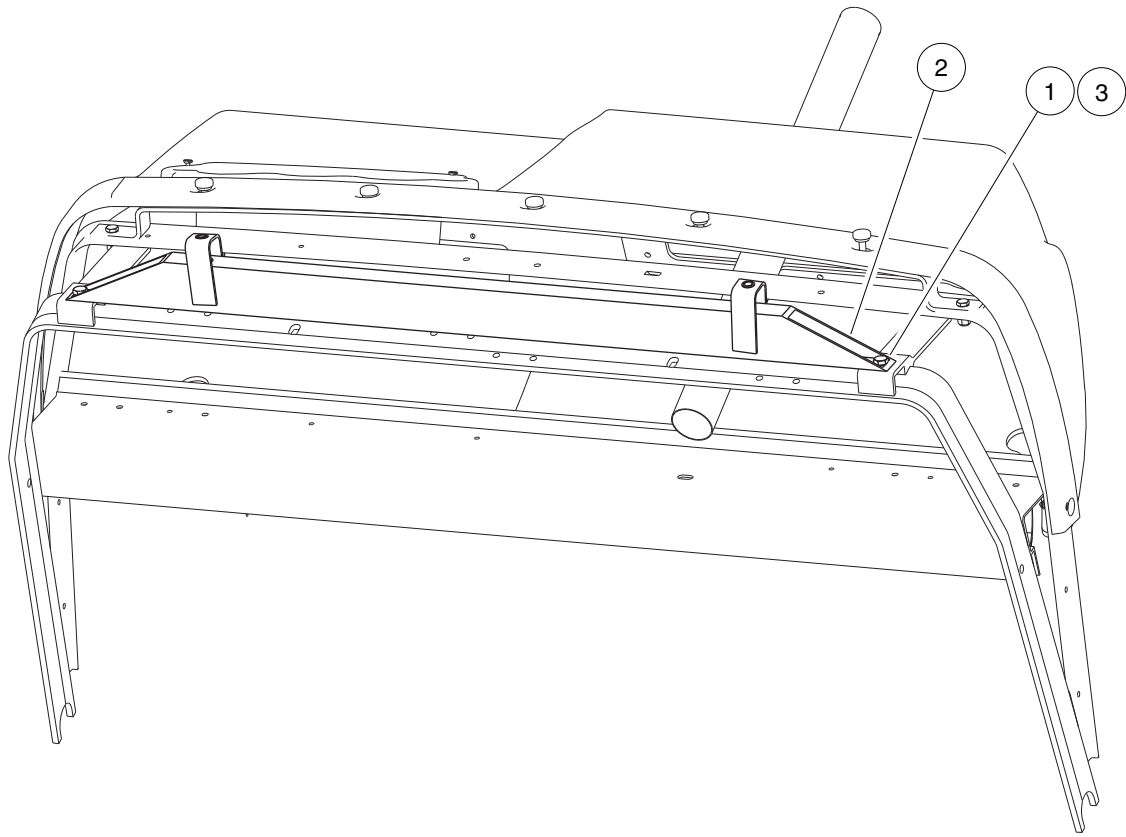
000317-002

# FRONT BODY

ITEM	PART NO.	DESCRIPTION	QTY
		<b>1 2 3 4</b>	
1	101503202	Floormat .....	1
2	101954301	Screw, 1/4-20 X 0.75 Hex-Head Cap .....	2
3	102025801	Screw, 1/4-20 X .75 Torx Pn Hd .....	5
4	102045001	Cap, 1/4" Plastic Screw Head .....	5
5	102048401	Washer, 1/4 Id Scalloped Plast .....	5
6	102766701	Dash .....	1
7	102778501	Cowl, Red .....	1
8	102778502	Cowl, Green .....	1
9	102778503	Cowl, Camouflage (Husqvarna) .....	1
10	102778504	Cowl, Classic Blue .....	1
11	102778505	Cowl, XRT- Black .....	1
12	102778507	Cowl, XRT- Camo Hard Wood HD (Standard camo for XRT850) .....	1
13	N/A	Cowl, XRT- Camo Max4 HD .....	1
14	102778509	Cowl, XRT- Silver .....	1
15	102778601	Support, Upper Cowl .....	1
16	102796701	Object Holder .....	1
17	102822001	Cowl Cover, Driver-Side .....	1
18	102822002	Cowl Cover, Passenger-Side .....	1
19	102828701	Rivet .....	10
20	102857401	Clip, Dash .....	3
21	102914301	Push Pin, Black .....	2
22	102967901	Rivet, Removable, Tuflok 1/4" .....	2
23	332	Washer, 1/4 Type A Narrow Flat .....	2
24	8233	Locknut, 1/4-20 Nylon Insert .....	2

**1**  
**G**  
**E**

**1**  
**G**  
**E**



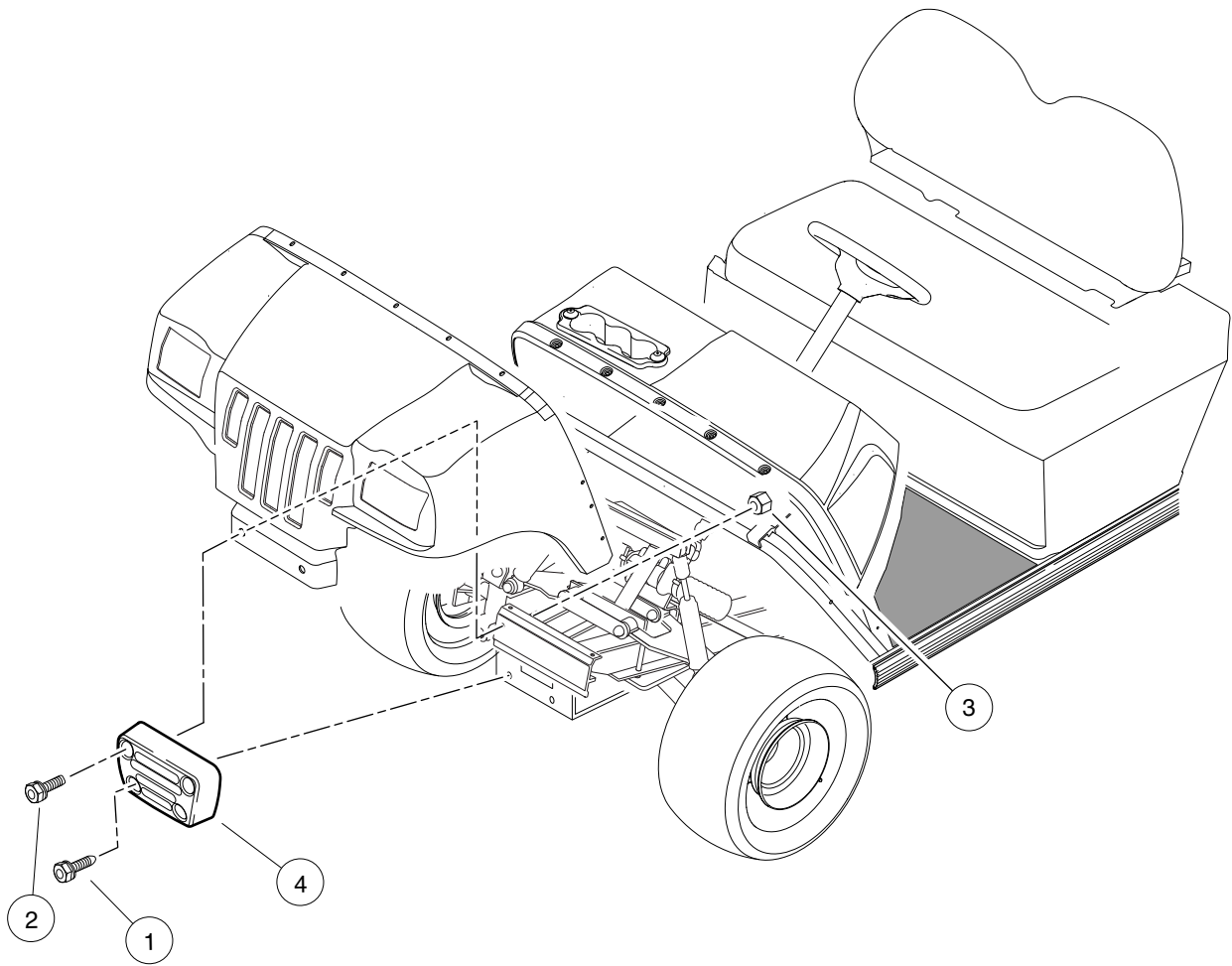
000582-001

# CANOPY SUPPORT SYSTEM

ITEM	PART NO.	DESCRIPTION	QTY
		<b>1 2 3 4</b>	
1	102242101	Screw, 5/16-18 X 3/4 Hex-Head with Patch .....	2
2	103313301	Asm, Brace, Canopy, Tube, Xrt .....	1
3	1241	Washer, 5/16 Type A Flat .....	1

1  
G  
E

**1**  
**G**  
**E**

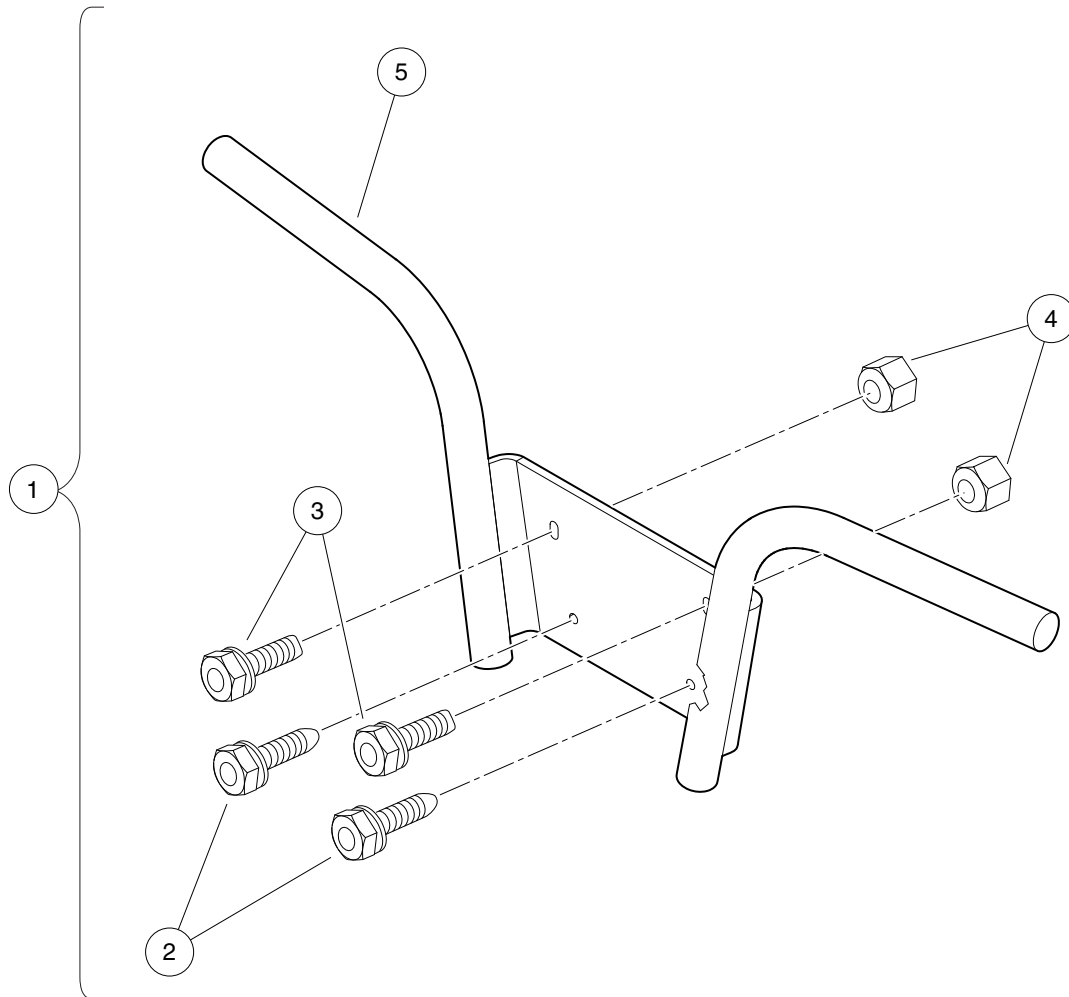


000357-002

# BUMPER – XRT800 AND XRT800-E

ITEM	PART NO.	DESCRIPTION	QTY
		1 2 3 4	
1	102289002	Screw, M8 X 1.25 X 30 Tri, Blk .....	2
2	102298240	Bolt, Flange Head, M8-1.25 X 40 .....	2
3	102618601	Lock Nut, Flg M8 X 1.25 Nylon .....	2
4	102830501	Bumper, Cast .....	1

1  
G  
E



000356-001

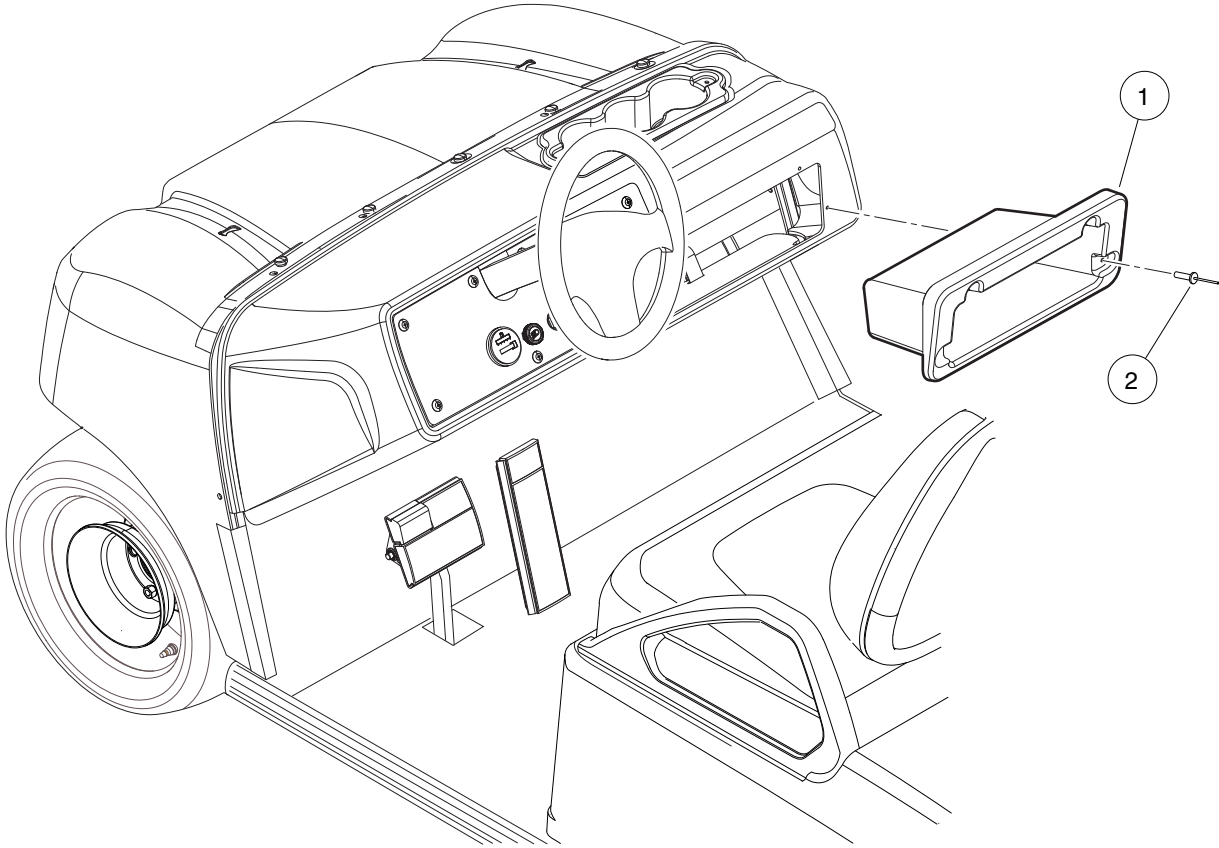


# BRUSH GUARD – HUV4210-GX

ITEM	PART NO.	DESCRIPTION	QTY
		<b>1 2 3 4</b>	
1	102852401	Kit, Brush Guard (includes items 2 through 6) .....	1
2	102289002	Screw, M8 X 1.25 X 30 Tri, Blk .....	2
3	102298240	Bolt, Flange Head, M8-1.25 X 40 .....	2
4	102618601	Lock Nut, Flg M8 X 1.25 Nylon .....	2
5	102830201	Guard, Brush .....	1
6	N/A	Instr, Brush Guard .....	1

1  
G  
E

**1**  
**G**  
**E**



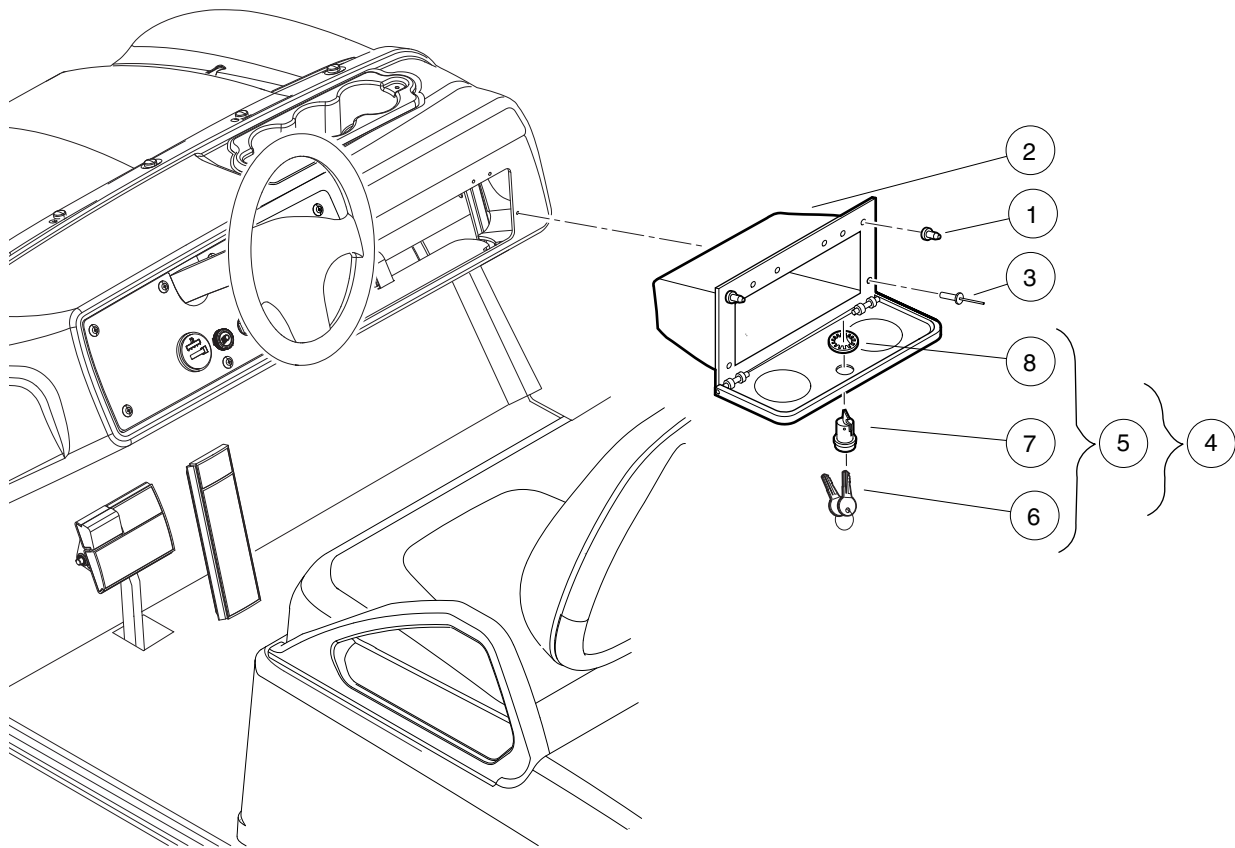
000358-001

# DASH BOX – XRT800 AND XRT800-E

ITEM	PART NO.	DESCRIPTION	QTY
1	102810301	1 2 3 4 Box, Dash .....	1
2	102828701	Rivet .....	4

1  
G  
E

**1**  
**G**  
**E**



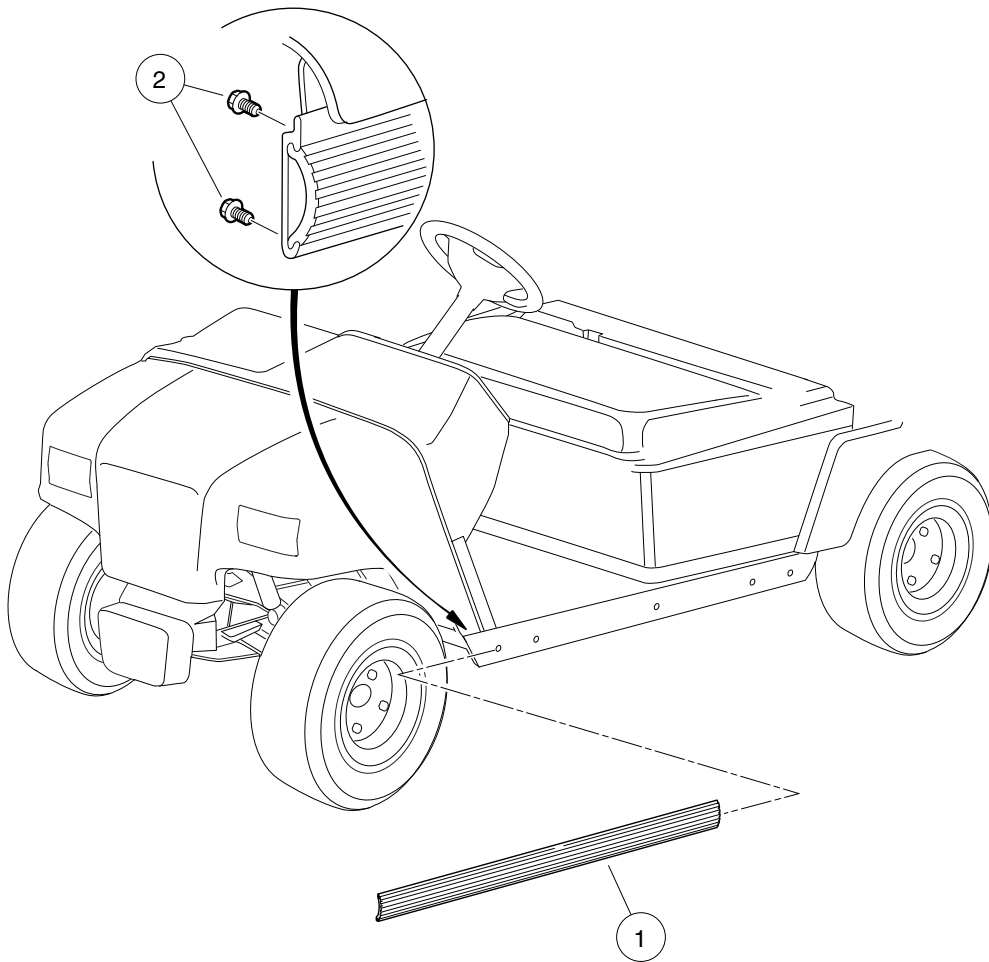
000359-001

## GLOVE BOX – XRT810 AND XRT810-E

ITEM	PART NO.	DESCRIPTION	QTY
		1 2 3 4	
1	1010436	Bumper, Rubber .....	2
2	102796501	Glove Box .....	1
3	102828701	Rivet .....	6
4	102959401	Glove Box Lock / Key Kit (includes item 5) .....	1
5	N/A	Asm, Glove Box Lock / Key (includes items 6 through 8) .....	1
6	N/A	Key .....	2
7	N/A	Lock .....	1
8	N/A	Nut .....	1

1  
G  
E

**1**  
**G**  
**E**

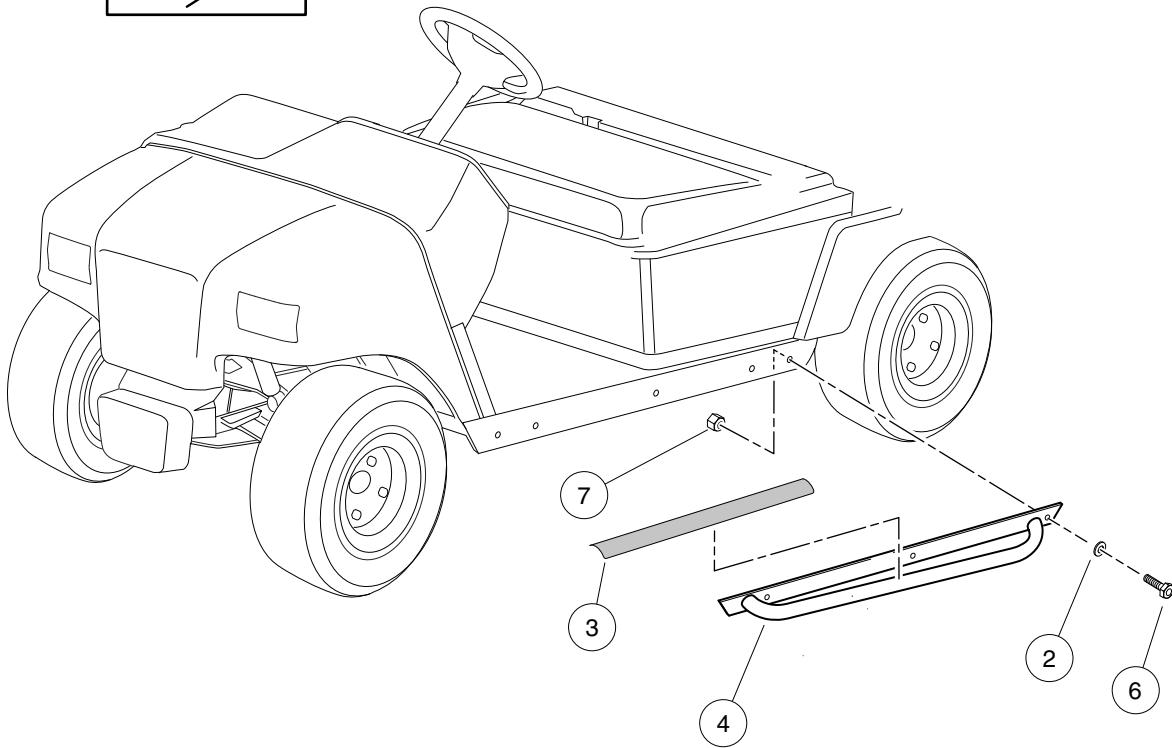
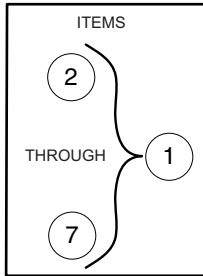


000361-002

# SIDE TRIM – XRT800 AND XRT800-E

ITEM	PART NO.	DESCRIPTION	QTY
		1 2 3 4	
1	1013983	Bumper, Side Trim .....	2
2	102310701	Screw, #8-18 x 0.375, Hex-Head Washer .....	8

1  
G  
E



000360-002

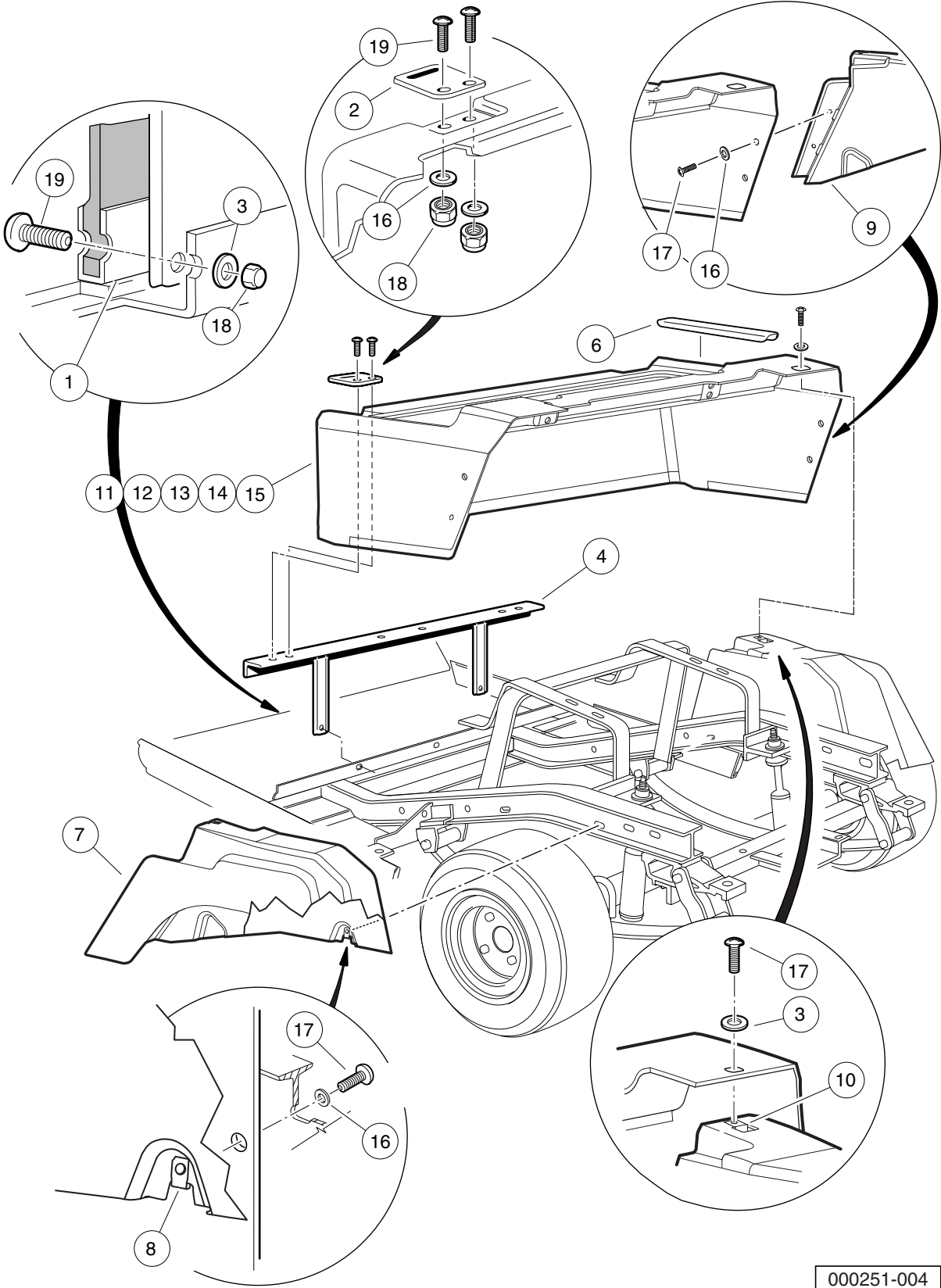


# NERF BAR – XRT810 AND XRT810-E

ITEM	PART NO.	DESCRIPTION	QTY
		<b>1 2 3 4</b>	
1	102829802	Kit, Nerf Bar (black) (includes items 2 through 7) .....	1
2	1011990	Washer, 3/8 Flat .....	6
3	102355102	Tape, Non-skid .....	2
4	102829703	Nerf Bar Assy, Driver .....	1
5	102829704	Nerf Bar Assy, Passngr .....	1
6	320	Screw, 3/8-16 X 1.00 Hex-Head Cap .....	6
7	8754	Locknut, 3/8-16 Hex .....	6

**1**  
**G**  
**E**

**1**  
**G**  
**E**



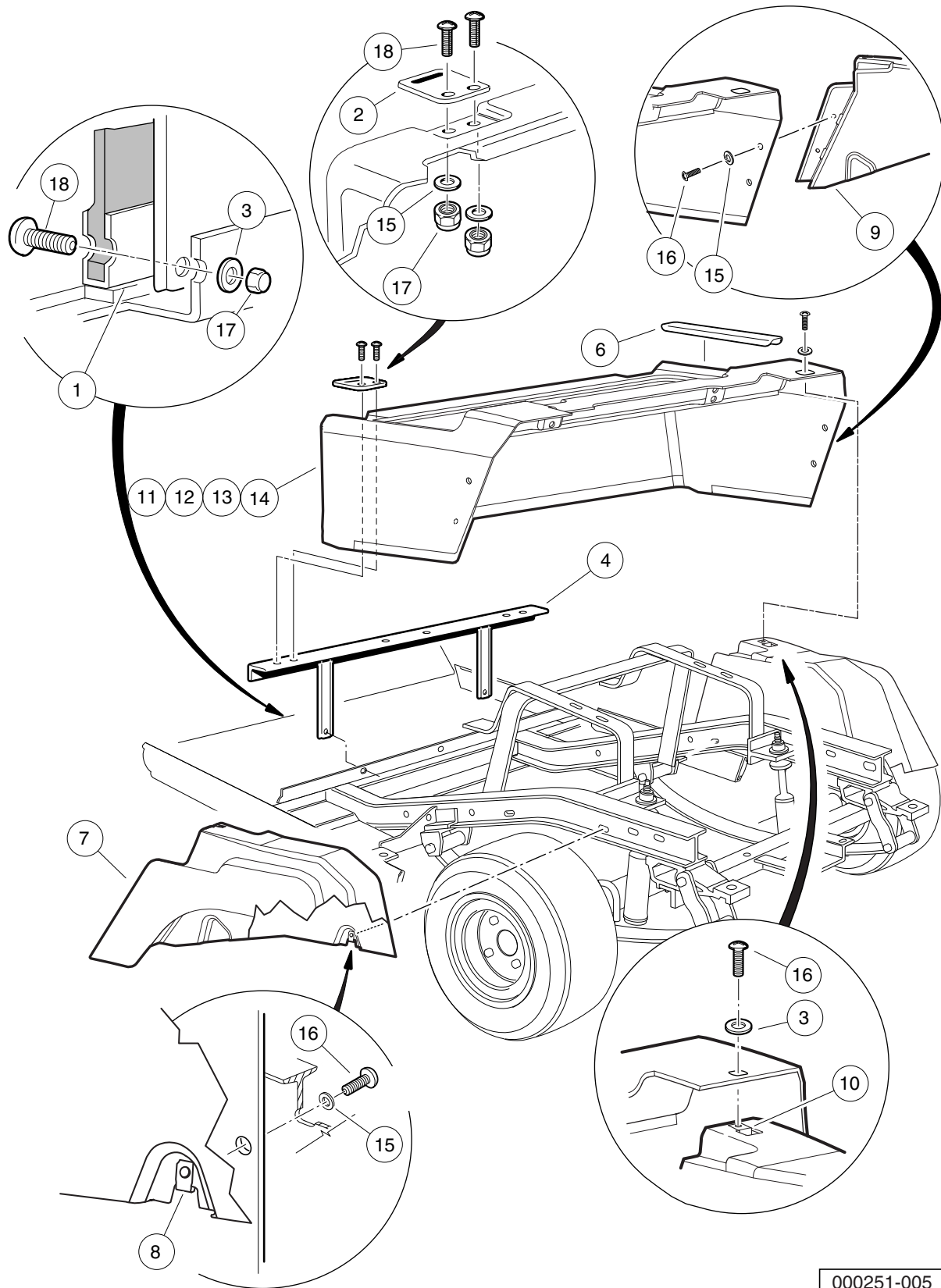
000251-004

## REAR BODY AND FENDER – GASOLINE VEHICLE

ITEM	PART NO.	DESCRIPTION	QTY
		1 2 3 4	
1	1010993	Body Kick Plate .....	1
2	1012412	Body, Hinge Plate .....	2
3	1014306	Washer, 1/4" Type B Flat .....	8
4	1017141	Body Support Weldment .....	1
5	101855801	Cable Retainer .....	1
6	102221201	Wear Pad .....	2
7	102777601	Fender, Driver Side (includes item 8) .....	1
8	1016952	U-Nut, 1/4-20 .....	4
9	102777602	Fender, Passenger Side (includes item 10) .....	1
10	1016952	U-Nut, 1/4-20 .....	4
11	102796801	Body, Rear, Gas, Red .....	1
12	102796802	Body, Rear, Gas, Orange .....	1
13	102796803	Body, Rear, Gas, Green .....	1
14	102796804	Body, Rear, Gas, Classic Blue .....	1
15	102796805	Body, Rear, Gas, Olive Green .....	1
16	332	Washer, 1/4 Type A Narrow Flat .....	6
17	7847	Screw, 1/4-20 X 0.75 Hex-Head Cap .....	8
18	8233	Locknut, 1/4-20 Nylon Insert .....	6
19	8251	Screw, 1/4-20 X 1.0 Truss-Head Machine .....	6

**1**  
**G**  
**E**

**1**  
**G**  
**E**

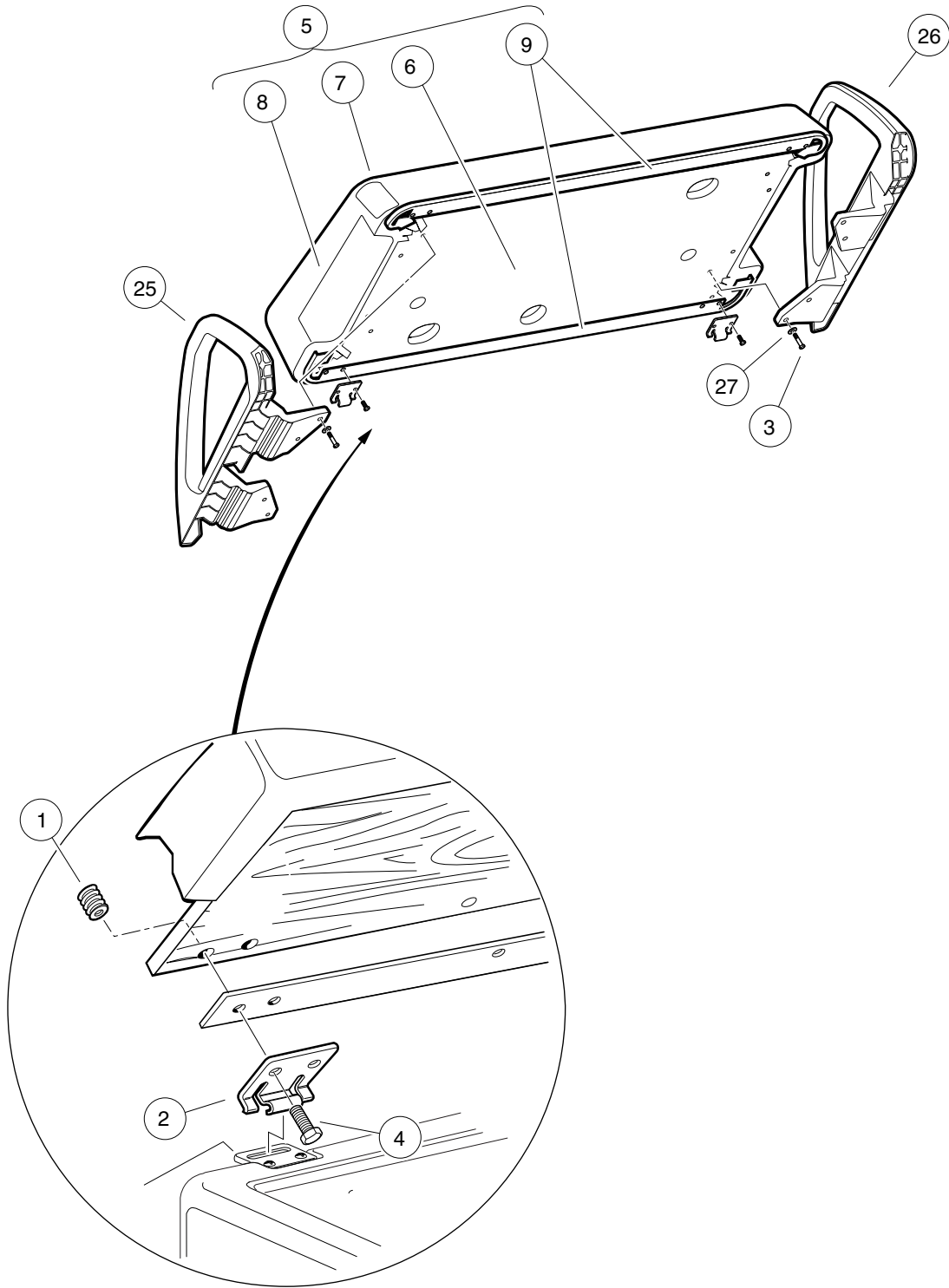


000251-005

## REAR BODY AND FENDER – ELECTRIC VEHICLE

ITEM	PART NO.	DESCRIPTION	QTY	
		1 2 3 4		<b>1</b>
1	1010993	Body Kick Plate .....	1	<b>G</b>
2	1012412	Body, Hinge Plate .....	2	<b>E</b>
3	1014306	Washer, 1/4" Type B Flat .....	8	
4	1017141	Body Support Weldment .....	1	
5	101855801	Cable Retainer .....	1	
6	102221201	Wear Pad .....	2	
7	102777601	Fender, Driver Side (includes item 8) .....	1	
8	1016952	U-Nut, 1/4-20 .....	4	
9	102777602	Fender, Passenger Side (includes item 10) .....	1	
10	1016952	U-Nut, 1/4-20 .....	4	
11	102818301	Body, Rear, Electric, Red .....	1	
12	102818302	Body, Rear, Electric, Orange .....	1	
13	102818303	Body, Rear, Electric, Green .....	1	
14	102818305	Body, Rear, Electric, Olive Green .....	1	
15	332	Washer, 1/4 Type A Narrow Flat .....	6	
16	7847	Screw, 1/4-20 X 0.75 Hex-Head Cap .....	8	
17	8233	Locknut, 1/4-20 Nylon Insert .....	6	
18	8251	Screw, 1/4-20 X 1.0 Truss-Head Machine .....	6	

**1**  
**G**  
**E**

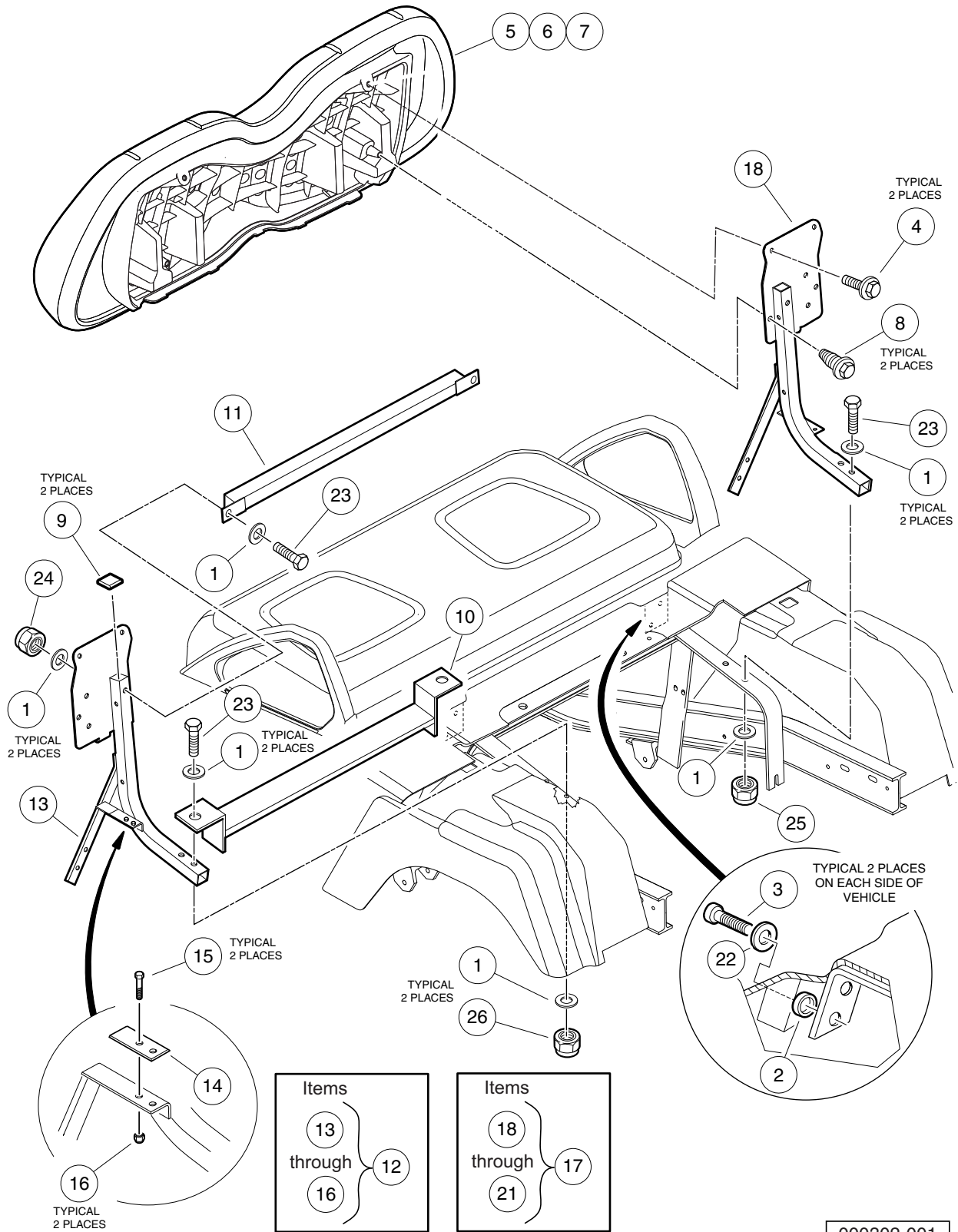


000364-003

# FRONT SEAT BOTTOM AND ARMRESTS

ITEM	PART NO.	DESCRIPTION	QTY	
		<b>1 2 3 4</b>		<b>1</b>
1	1010543	Insert - Wood .....	4	<b>G</b>
2	1011652	Hinge Plate .....	2	<b>E</b>
3	1016916	Screw, 1/4-20 X 1.50 Hex-Head Cap .....	8	
4	101954301	Screw, 1/4-20 X 0.75 Hex-Head Cap .....	4	
5	102174201	Seat Bottom Assembly, Buff (includes items 6 through 9) .....	1	
6	N/A	Plywood Assy .....	1	
7	101998211	Vinyl Cover Seat Btm - Buffsvc .....	1	
8	N/A	Foam, Seat .....	1	
9	101998501	Gasket, Seat .....	2	
10	102174202	Seat Bottom Assembly, White (includes items 11 through 14) .....	1	
11	N/A	Plywood Assy .....	1	
12	101998212	Vinyl Cover, Seat Bottom, White .....	1	
13	N/A	Foam, Seat .....	1	
14	101998501	Gasket, Seat .....	2	
15	102174204	Seat Bottom Assembly, Black (includes items 16 through 19) .....	1	
16	N/A	Plywood Assy .....	1	
17	101998214	Vinyl Cover, Seat Bottom, Black .....	1	
18	N/A	Foam, Seat .....	1	
19	101998501	Gasket, Seat .....	2	
20	102174205	Seat Bottom Assembly, Gray (includes items 21 through 24) .....	1	
21	N/A	Plywood Assy .....	1	
22	101998215	Vinyl Cover, Seat Bottom, Gray .....	1	
23	N/A	Foam, Seat .....	1	
24	101998501	Gasket, Seat .....	2	
25	103246701	Hip Restraint, Drvr Side .....	1	
26	103246801	Hip Restraint, Pass Side .....	1	
27	332	Washer, 1/4 Type A Narrow Flat .....	8	
		<p>Note: Sub-components contained in items 10, 15, and 20 are the same as those shown for item 5, except for the vinyl seat covers.</p>		

**1**  
**G**  
**E**



000302-001

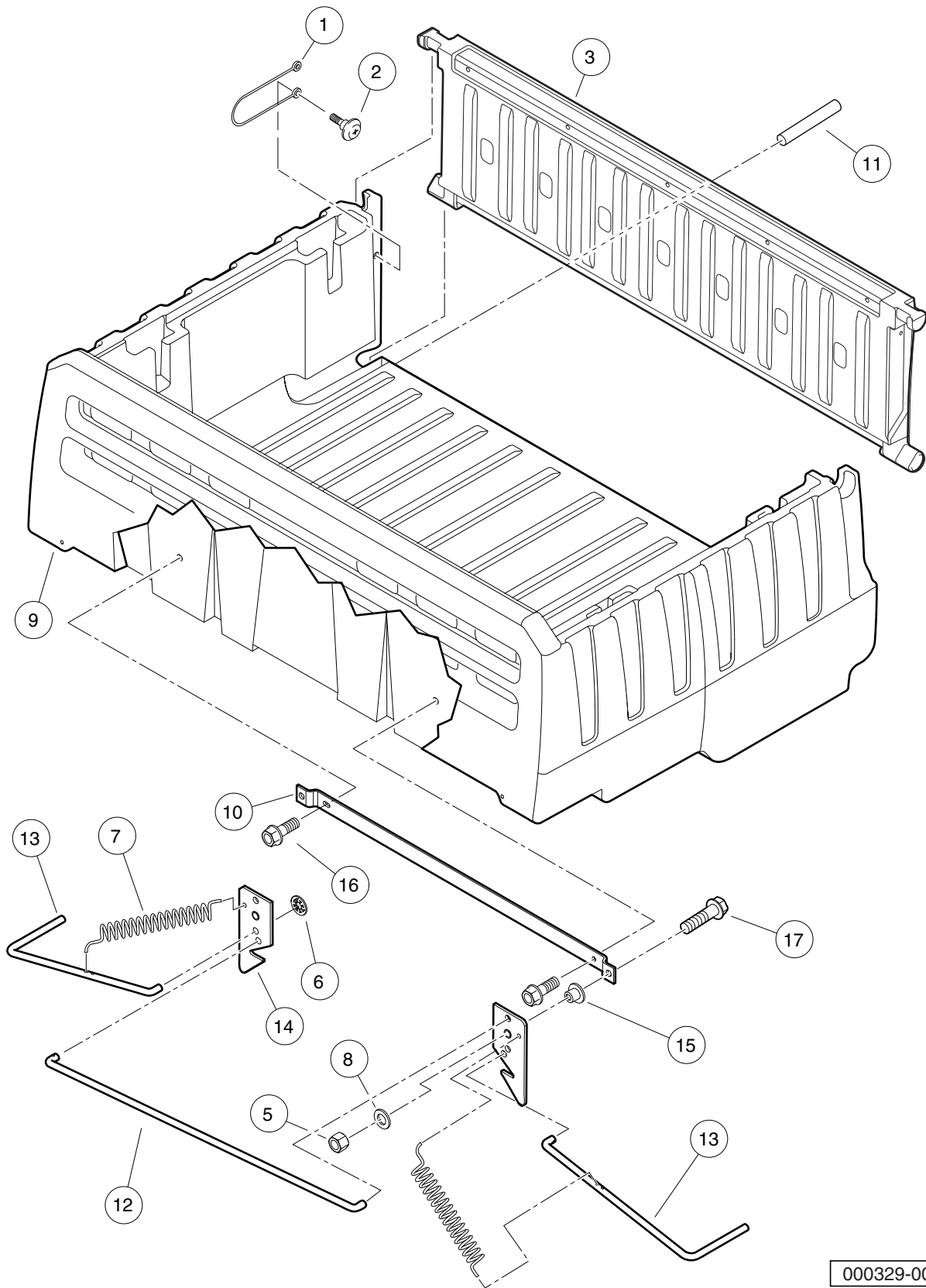


# SEAT BACK

ITEM	PART NO.	DESCRIPTION	QTY
		<b>1 2 3 4</b>	
1	1011931	Washer, 1/4 Flat .....	12
2	1017774	Body Spacer .....	4
3	101910401	Screw, 5/16-18 X 1.25 Thrd Frm .....	4
4	102296530	Screw - M6 X 1.0 X 30 Sems .....	2
5	102503221	Service Backrest Asm, Beige .....	1
6	102503222	Service Backrest Asm, White .....	1
7	102503224	Service Backrest Asm, Gray .....	1
8	102544201	Screw, M6 Hex .....	2
9	102581201	Plug, Square - 25.4 mm .....	2
10	102796101	Weldment, Bed Support .....	1
11	102816201	Seat Support, Cross Brace .....	1
12	102913101	Seat Support W/striker, Drv (includes items 13 through 16) .....	1
13	102796301	Seat Support, Driver-Side .....	1
14	102840301	Striker Plate .....	1
15	7847	Screw, 1/4-20 X 0.75 Hex-Head Cap .....	2
16	8233	Locknut, 1/4-20 Nylon Insert .....	2
17	102913102	Support, Seat, Right (passenger) (includes items 18 through 21) .....	1
18	102796302	Seat Support, Passenger-Side .....	1
19	102840301	Striker Plate .....	1
20	7847	Screw, 1/4-20 X 0.75 Hex-Head Cap .....	2
21	8233	Locknut, 1/4-20 Nylon Insert .....	2
22	1241	Washer, 5/16 Type A Flat .....	4
23	7311	Screw, 1/4-20 X 2.00 Hex-Head Cap .....	6
24	7473	Locknut, 5/16-18 Nylon Insert .....	2
25	8233	Locknut, 1/4-20 Nylon Insert .....	6
26	8963	Screw, 5/16-18 X 1.75 Hex-Head Cap .....	2

**1**  
**G**  
**E**

**1**  
**G**  
**E**



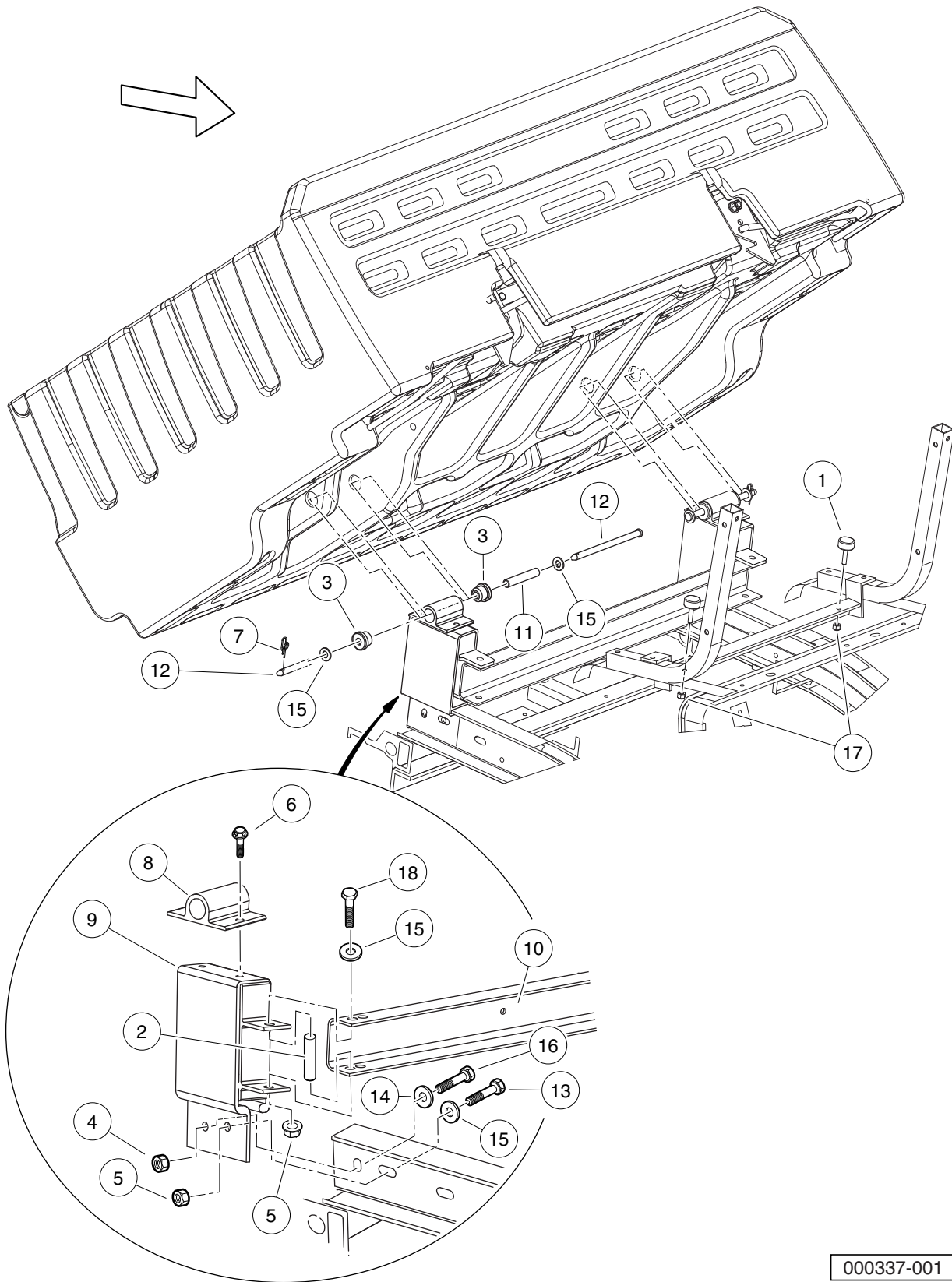
000329-002

# CARGO BED

ITEM	PART NO.	DESCRIPTION	QTY
		<b>1 2 3 4</b>	
1	102779001	Lanyard, Tailgate .....	2
2	102779401	Bolt Lanyard .....	2
3	102779501	Tailgate .....	1
4	103189901	Bed Assembly (includes items 5 through 17) .....	1
5	1010138	Locknut, 3/8-16 Dimpled .....	2
6	1013876	Pushnut, 3/8 .....	4
7	N/A	Extension, Spring Latch .....	2
8	N/A	Washer, 3/8 Flat Type A .....	2
9	N/A	Bed .....	1
10	N/A	Support, Latch Link .....	1
11	N/A	Pin, Support .....	2
12	N/A	Rod, Long Link .....	1
13	N/A	Rod, Bed Lift, Short Bent .....	2
14	N/A	Catch, Tilt Bed .....	2
15	N/A	Bearing, Bronze, 1/2x9/32 .....	2
16	304	Screw, 1/4-20 X 1.0 Hex-Head Cap .....	2
17	320	Screw, 3/8-16 X 1.00 Hex-Head Cap .....	1
18	103317501	Kit, Plastic Bed Box Latch (includes items 19 through 22) .....	1
19	1010545	Screw, Hex Washer Head 1/4-14 X .75 .....	2
20	1011578	Washer, 5/16 Type B Flat .....	2
21	103293501	Spring, Tilt Latch 3.4 Lb/in .....	2
22	103317601	Instr, Bed Box Field Kit .....	1

1  
G  
E

**1**  
**G**  
**E**



000337-001

# BED HINGE

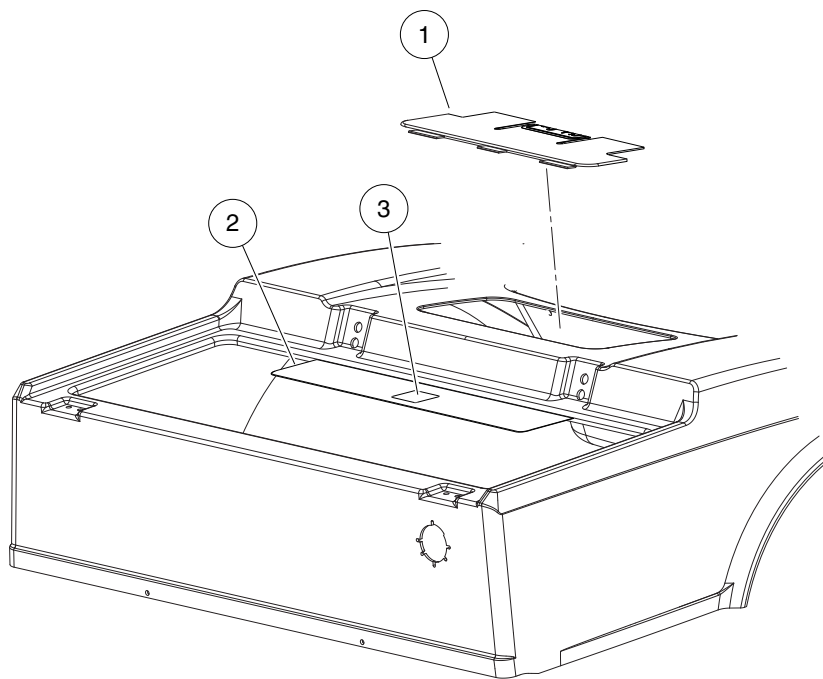
ITEM	PART NO.	DESCRIPTION	QTY
		<b>1 2 3 4</b>	
1	1010878	Bumper, Rubber .....	2
2	1012303	Bushing, Steel .....	2
3	1015583	Bushing, Urethane .....	4
4	101835601	Locknut, 1/4-20 Hex Whiz .....	2
5	102065901	Locknut, 3/8-16 Flanged Dimple .....	4
6	102289001	Screw, M8X1.25X30, Hex .....	4
7	102289301	Rue Ring - 1/2" .....	2
8	102797201	Hinge, Roto Bed .....	2
9	102820301	Support, Hinge .....	2
10	102820501	Stiffener, Bed Support .....	1
11	102821101	Bushing, Steel .....	2
12	102823201	Pin, Clevis, 3/8 .....	2
13	320	Screw, 3/8-16 X 1.00 Hex-Head Cap .....	2
14	332	Washer, 1/4 Type A Narrow Flat .....	2
15	334	Washer, 3/8 Type A Flat .....	8
16	7847	Screw, 1/4-20 X 0.75 Hex-Head Cap .....	2
17	8233	Locknut, 1/4-20 Nylon Insert .....	2
18	8755	Screw, 3/8-16 X 3.375 Hex Cap .....	2

**1**  
**G**  
**E**

1

G

E



000819-002

# ACCESS PANEL AND HEAT SHIELD

ITEM	PART NO.	DESCRIPTION	QTY
1	N/A	1 2 3 4 Access Panel - Black, Cut .....	1
2	101806901	Shield, Heat .....	1
3	101960501	Decal, Rotating Parts/Hot Manifold .....	1

**1**  
**G**  
**E**

**1**

**G**

**E**



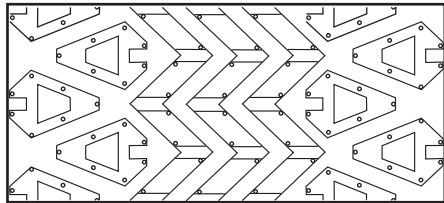
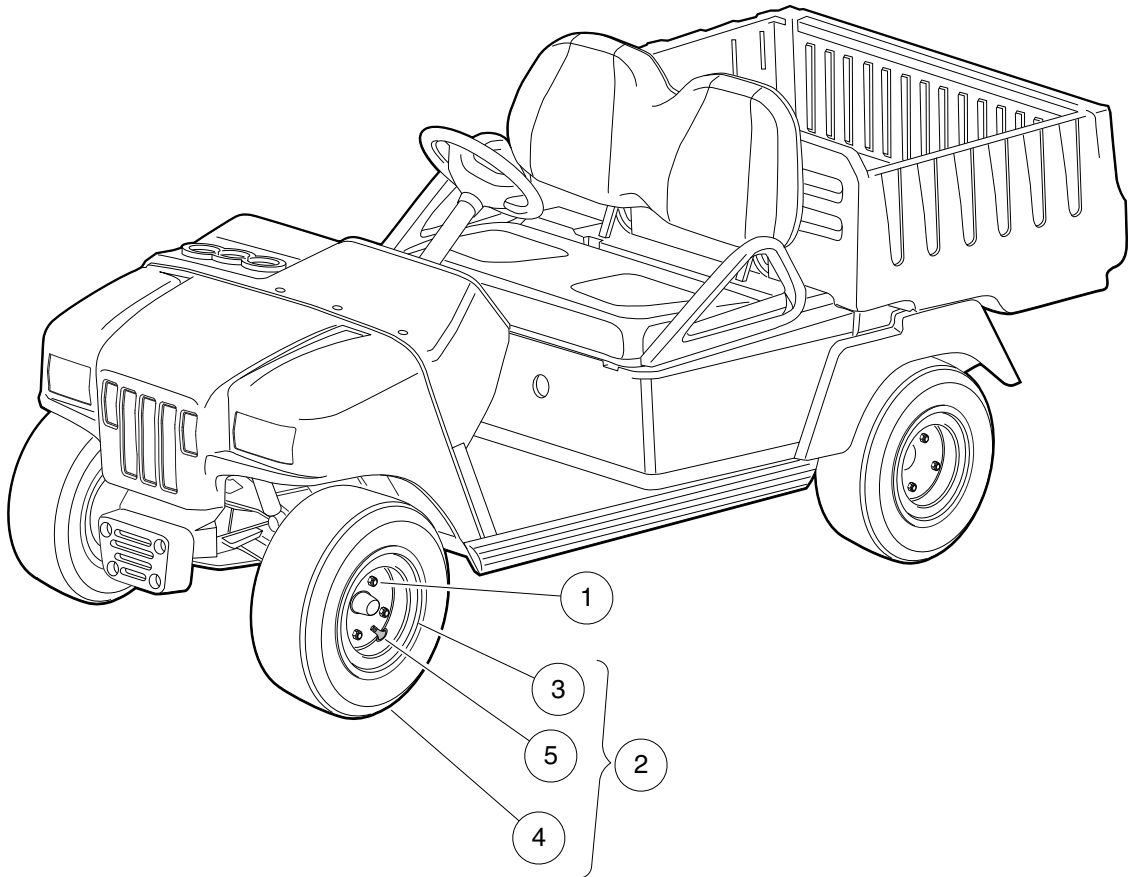
# WHEELS AND TIRES

---

2

G

E



000224-002

# WHEELS AND TIRES


ITEM	PART NO.	DESCRIPTION	QTY
		1 2 3 4	
1	1010984	.500-20 Unf Lug Nut .....	16
2	102819101	Tire Assembly, All Trail II (includes items 3 through 5) .....	4
3	102815801	Wheel Rim, Gray .....	1
4	102815901	Tire, Unmounted, All Trail II .....	1
5	7310	Valve Stem .....	1

2  
G  
E

2

G

E



000318-002

# HUBCAP – XRT810 AND XRT810-E

ITEM	PART NO.	DESCRIPTION	QTY
1	102861401	1 2 3 4 Wheel Cover, Chrome Elite .....	4

**2**  
**G**  
**E**

**2**

**G**

**E**

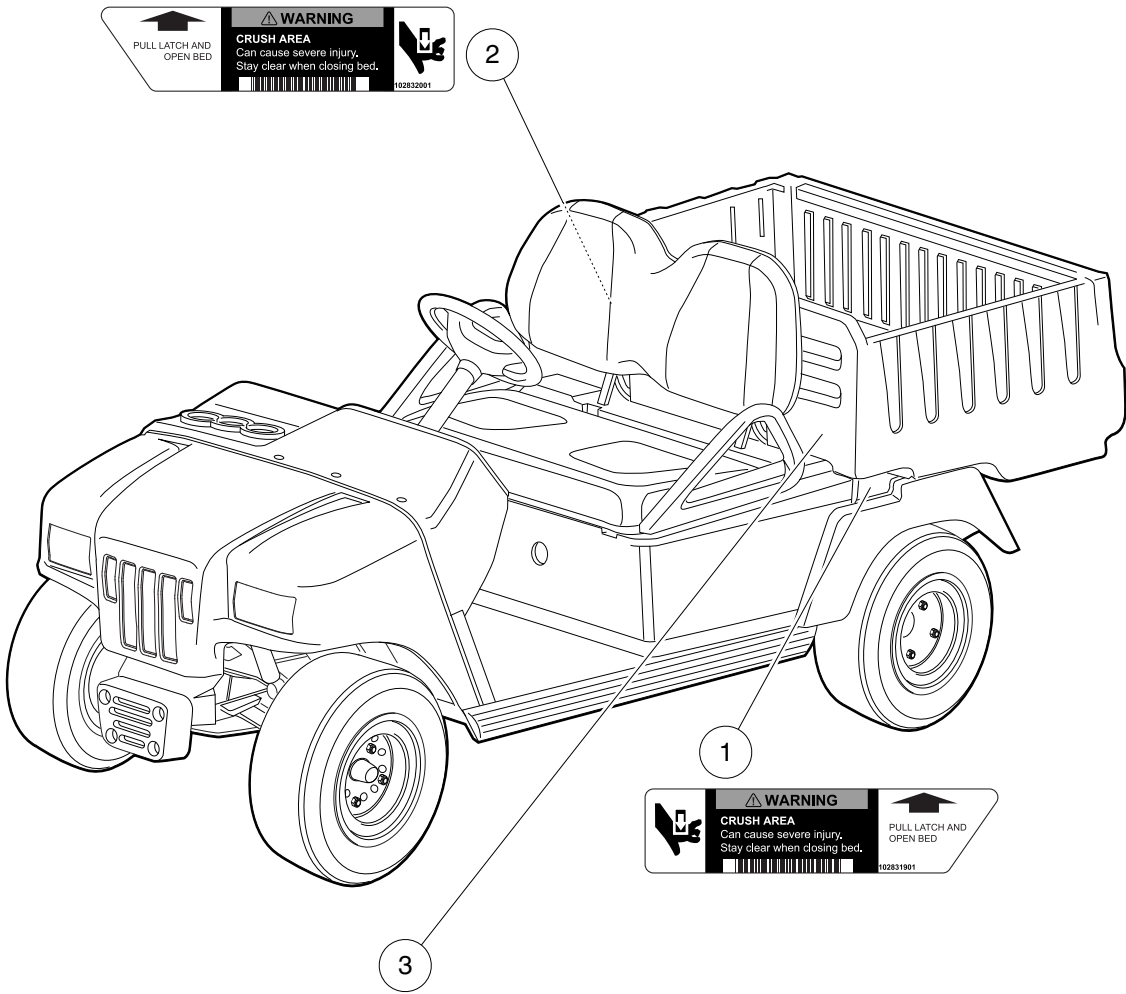
# DECALS

---

3

G

E



PULL LATCH AND OPEN BED

**WARNING**  
**CRUSH AREA**  
Can cause severe injury.  
Stay clear when closing bed.

102832001

**WARNING**  
**CRUSH AREA**  
Can cause severe injury.  
Stay clear when closing bed.

102831901

PULL LATCH AND OPEN BED

**NOTICE**

• THE OWNER/OPERATOR should maintain, lubricate, adjust, and operate the vehicle as detailed in the vehicle owners manual.

CC1 102832001

000225-002



## SAFETY DECALS – GASOLINE VEHICLES

ITEM	PART NO.	DESCRIPTION	QTY
		<b>1 2 3 4</b>	
1	102831901	Decal, Crush Warning, Driver-Side .....	1
2	102832001	Decal, Crush Warning, Passenger-Side .....	1
3	102833301	Decal, Maintenance .....	1

**3**  
**G**  
**E**

**WARNING**

- GASOLINE EXPLOSION / FIRE.
- CAN CAUSE SEVERE INJURY OR DEATH.
- NO SMOKING, SPARKS, OR OPEN FLAME.
- STOP ENGINE, ALLOW TO COOL BEFORE REFUELING.
- TURN FUEL VALVE ( ) ON DURING OPERATION.
- ( ) OFF DURING STORAGE OR TRANSPORT.

CC1 1015476-01

**WARNING**

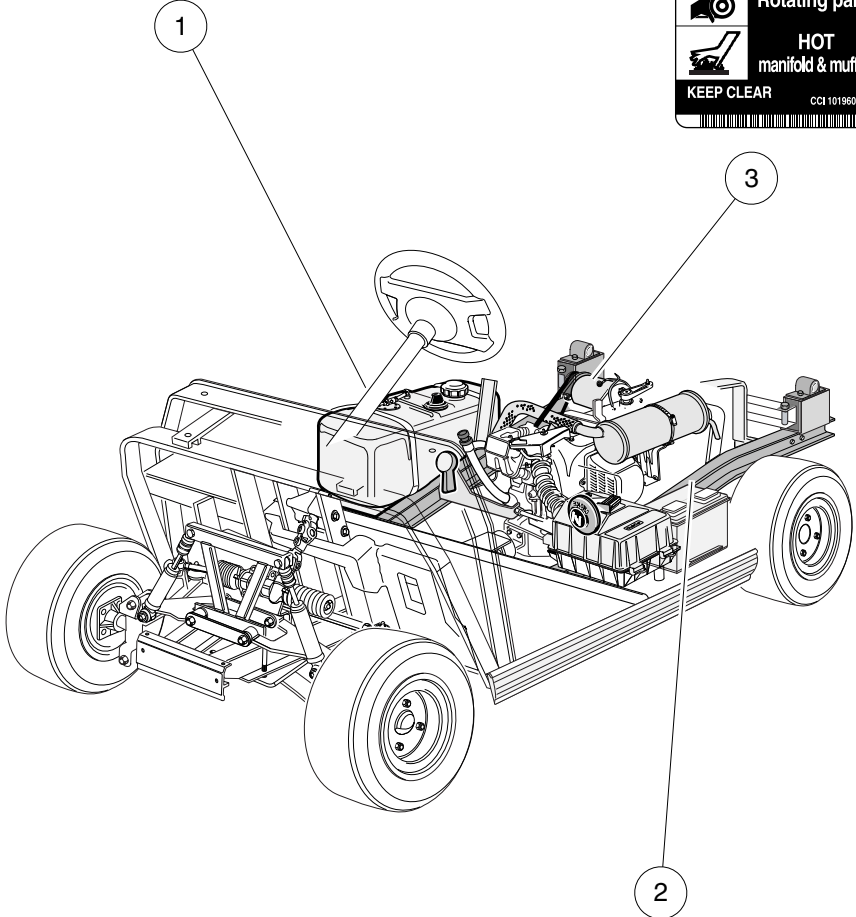
**CAN CAUSE SEVERE INJURY**

**Rotating parts**

**HOT manifold & muffler**

**KEEP CLEAR**

CC1 101966501



	<p><b>WARNING</b></p> <p>Negative frame ground. Can cause severe injury. Do not contact positive (+) battery post or cable to frame. Disconnect negative battery lead first.</p>		<p><b>WARNING</b></p> <p>Excessive speed. Can cause severe injury or death. Do not tamper with engine governor adjustment.</p> <p><small>CC1 1019152-01</small></p>
--	--	--	---

000226-001

## SAFETY DECALS – GASOLINE VEHICLES, CONTINUED

ITEM	PART NO.	DESCRIPTION	QTY
		1 2 3 4	
1	101547601	Decal, Gasoline Explosion/Fire Warning .....	1
2	101915201	Decal, Frame Ground and Governor Warning .....	1
3	101960501	Decal, Rotating Parts/Hot Manifold .....	1

**3**  
**G**  
**E**

**OPERATING INSTRUCTIONS**

- Read owner's manual and dash-mounted safety warnings prior to driving.
- Study and understand controls.

**TO START ENGINE**

- Place shift lever in "N" – Neutral position.
- Press brake pedal.
- Turn key switch to "START" position and release.

**TO OPERATE VEHICLE**

- Turn wheels to desired direction and ensure path is clear.
- Engine must be at idle before moving shift lever.
- While vehicle is stopped, and engine is at idle, place Forward/Reverse switch in desired position:  
F – Forward N – Neutral R – Reverse (Buzzer will sound)
- Park brake will release and vehicle will start moving when accelerator pedal is pressed.
- Slowly press accelerator pedal to increase speed.
- To stop, release accelerator pedal and push brake pedal.

**BEFORE LEAVING**

- Press park brake pedal until it locks and holds vehicle.
- Place Forward/Reverse switch in NEUTRAL position.
- Turn key to "OFF" position and remove key when not in use.

102825601

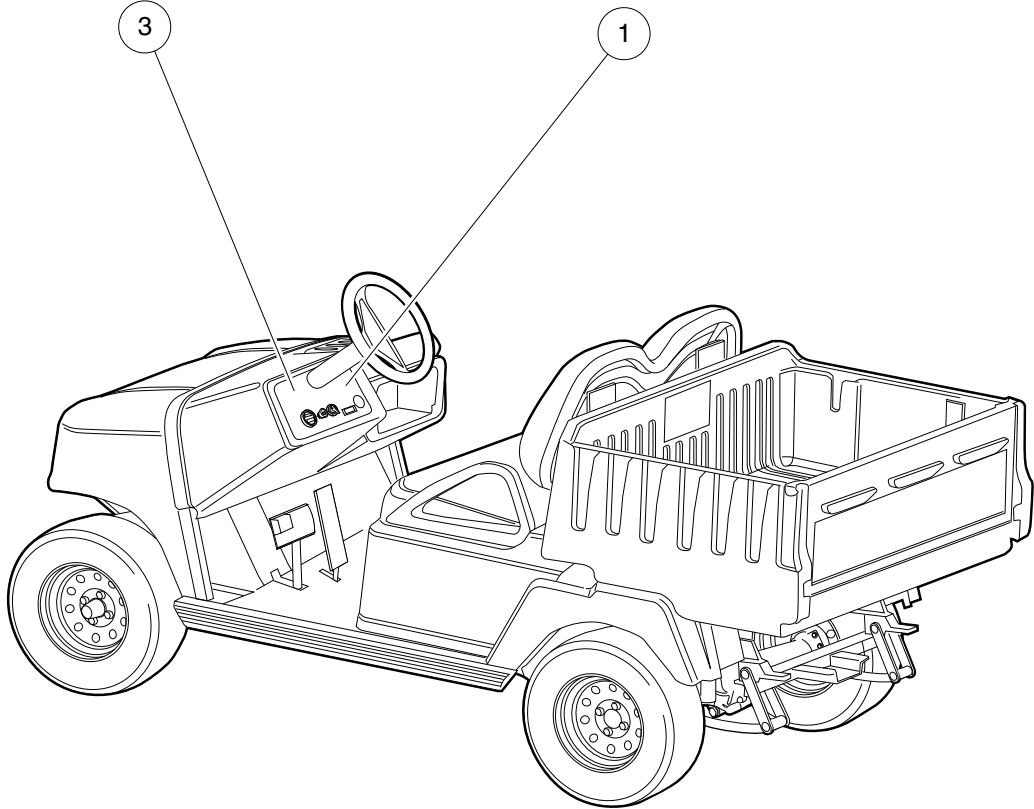
**WARNING**

**ROLLOVER OR FALLING OFF MAY CAUSE SERIOUS INJURY OR DEATH**

- Before using vehicle, read operating instructions.
- Do not start vehicle until all occupants are seated.
- Operate from driver side only and not on public roads.
- Drive slowly in turns and straight up and down slopes.
- Never operate under the influence of alcohol or drugs.
- Use brakes to reduce speed when coasting downhill.
- Remain seated while moving.
- Hold on to seat handle while moving.
- Two (2) persons per seat maximum.
- Never stand in front of or behind vehicle.
- Do not leave children unattended on vehicle.
- Keep entire body inside vehicle while moving.

OFF ON START

102825401



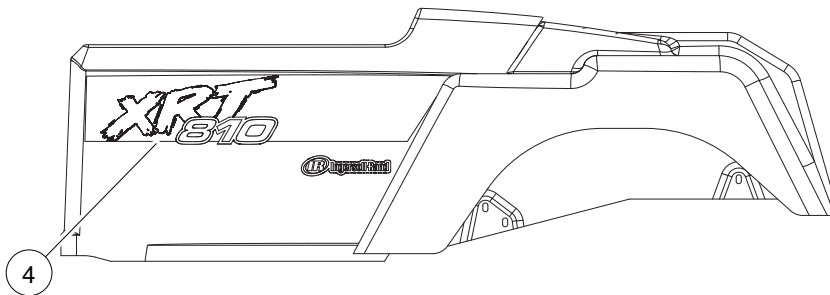
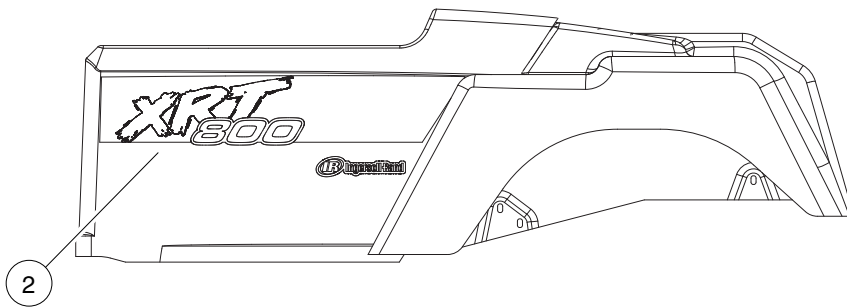
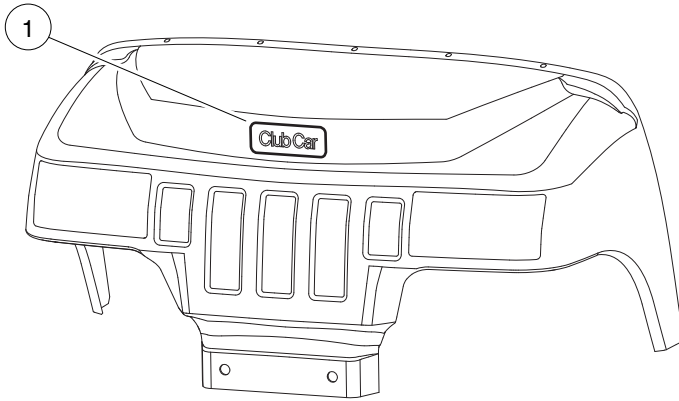
000227-002

## SAFETY DECALS – GASOLINE VEHICLES, CONTINUED

ITEM	PART NO.	DESCRIPTION	QTY
		1 2 3 4	
1	102825401	Decal, Warning, Instrument Panel .....	1
2	102825402	Decal, Warning, Instrument Panel .....	1
3	102825601	Decal, Operating Instructions, Instrument Panel .....	1
<p style="text-align: center;">Note: Item 2 is for use on vehicles equipped with a 12-volt accessory outlet.</p>			

3  
G  
E

**3**  
**G**  
**E**



000300-002

# LOGO DECALS – GASOLINE VEHICLES

ITEM	PART NO.	DESCRIPTION	QTY
		<b>1 2 3 4</b>	
1	102278801	Decal, Club Car .....	1
2	102850801	Decal, 800 Drv .....	1
3	102850901	Decal, 800 Pass .....	1
4	102851201	Decal, 810 Drv .....	1
5	102851301	Decal, 810 Pass .....	1

**3**  
**G**  
**E**

**NOTICE**  
Do not operate vehicle without this cover properly installed.  
Do not direct water stream in this area; will cause damage to components.  
CCI 101831501

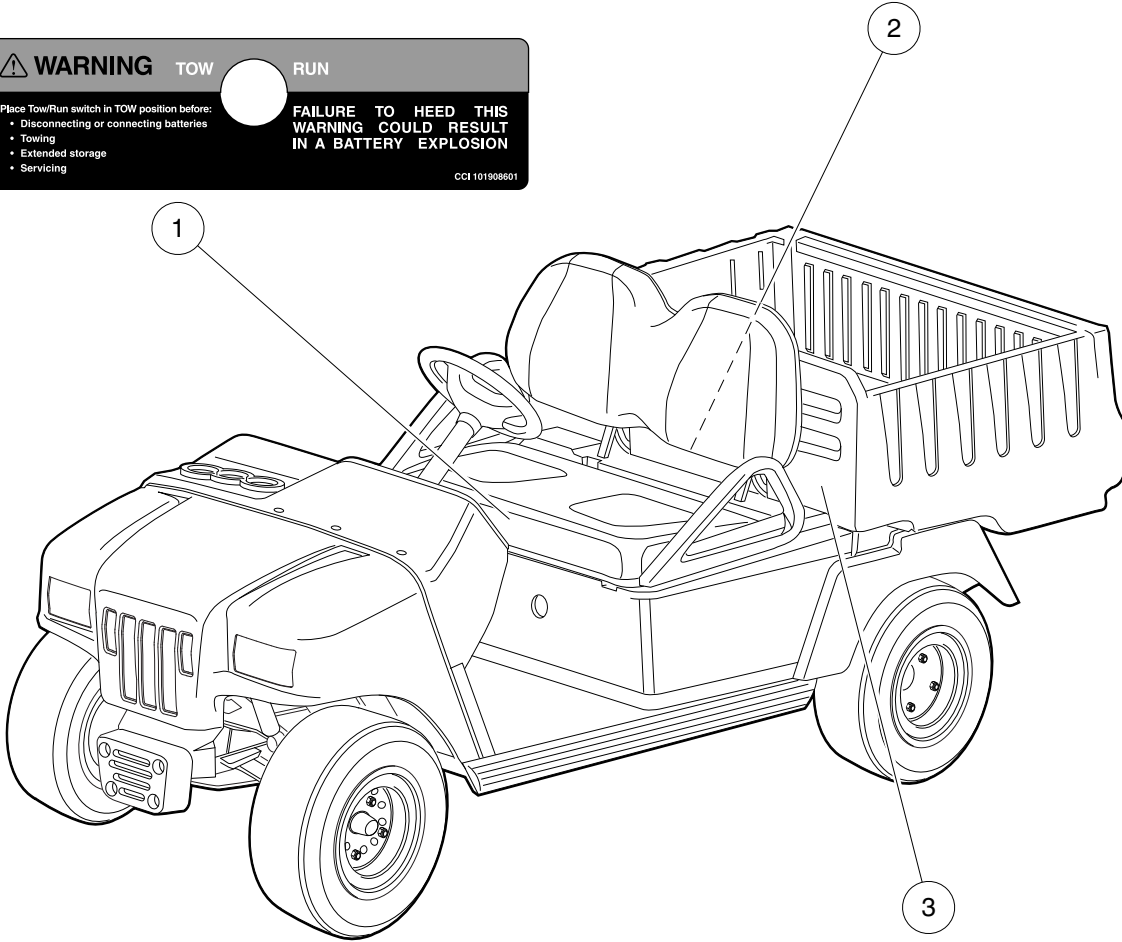
**WARNING** TOW RUN

Place Tow/Run switch in TOW position before:

- Disconnecting or connecting batteries
- Towing
- Extended storage
- Servicing

**FAILURE TO HEED THIS WARNING COULD RESULT IN A BATTERY EXPLOSION**

CCI 101908601



**NOTICE**

- THE OWNER/OPERATOR should maintain, lubricate, adjust, and operate the vehicle as detailed in the vehicle owners manual.

CCI 10283301

000228-002



## SAFETY DECALS – ELECTRIC VEHICLES

ITEM	PART NO.	DESCRIPTION	QTY
		1 2 3 4	
1	101908601	Decal, Tow/Run Switch Warning .....	1
2	101931501	Decal, Component Cover .....	1
3	102833301	Decal, Maintenance .....	1

3  
G  
E

**3**  
**G**  
**E**

**OPERATING INSTRUCTIONS**

- Read owner's manual and dash-mounted safety warnings prior to driving.
- Study and understand controls.

**TO OPERATE**

- Turn wheels to desired direction and ensure path is clear.
- Turn key to ON position.
- While stopped, place Forward/Reverse switch in desired position:  
F = Forward N = Neutral R = Reverse (Buzzer will sound)
- Park brake will release and vehicle will start moving when accelerator pedal is pressed.
- Slowly press accelerator pedal to increase speed.
- To stop, release accelerator pedal and press brake pedal.

**BEFORE LEAVING**

- Press park brake pedal until it locks and holds vehicle.
- Place Forward/Reverse switch in NEUTRAL position.
- Turn key to "OFF" position and remove key when not in use.

**MOTOR BRAKING**

- Electric motor braking provides speed regulation functions.
- For parked vehicle, beeping alarm indicates vehicle roll away.
- In operation, beeping alarm indicates reduction in motor braking.
- Apply brakes to further reduce vehicle speed as required.
- System is activated only when tow switch is in the RUN position.
- When towing this vehicle, tow switch must be in the TOW position.

102825701

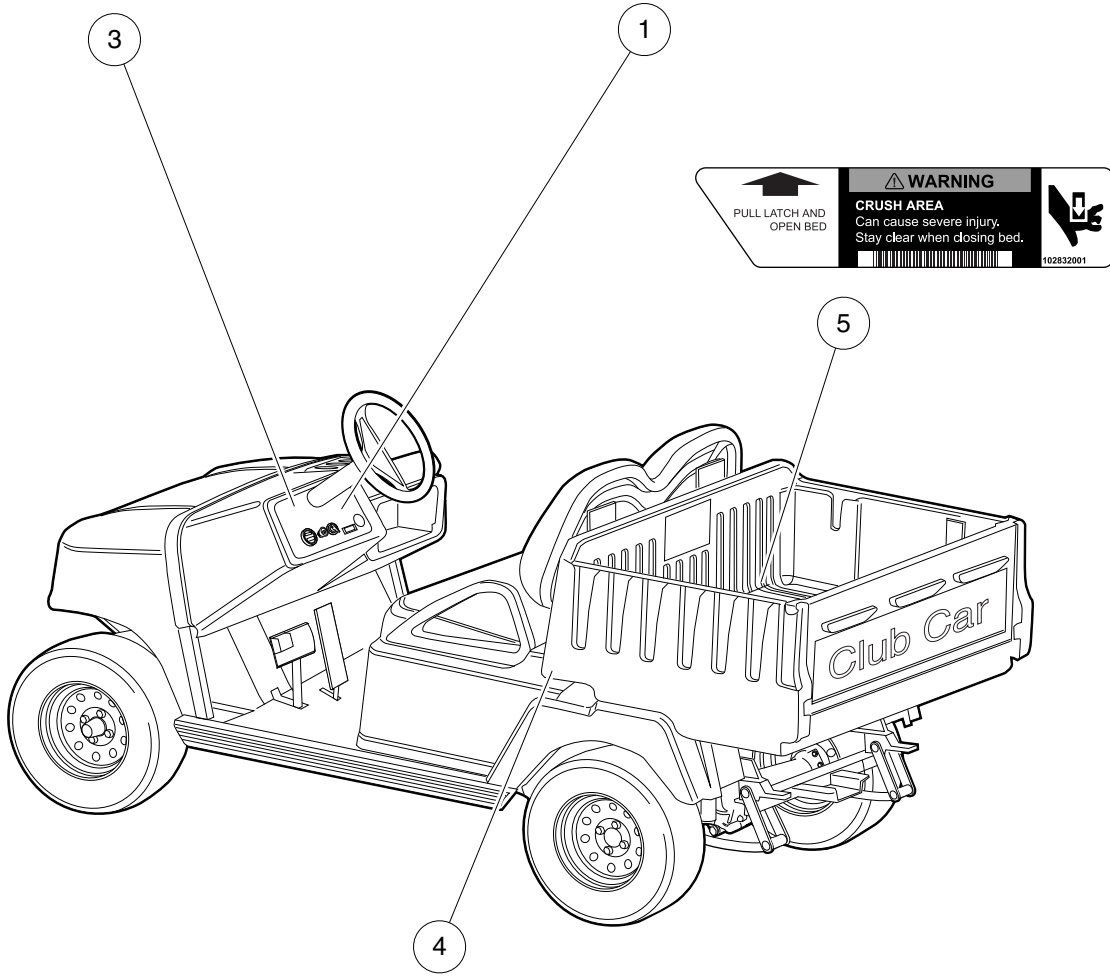
**WARNING**

**ROLLOVER OR FALLING OFF MAY CAUSE SERIOUS INJURY OR DEATH**

- Before using vehicle, read operating instructions.
- Do not start vehicle until all occupants are seated.
- Operate from driver side only and not on public roads.
- Drive slowly in turns and straight up and down slopes.
- Never operate under the influence of alcohol or drugs.
- Use brakes to reduce speed when coasting downhill.
- Remain seated while moving.
- Hold on to seat handle while moving.
- Two (2) persons per seat maximum.
- Never stand in front of or behind vehicle.
- Do not leave children unattended on vehicle.
- Keep entire body inside vehicle while moving.

OFF ON

102825901



**WARNING**

PULL LATCH AND OPEN BED

**CRUSH AREA**  
Can cause severe injury. Stay clear when closing bed.

102832001

**WARNING**

**CRUSH AREA**  
Can cause severe injury. Stay clear when closing bed.

PULL LATCH AND OPEN BED

102831901

000229-002

## SAFETY DECALS – ELECTRIC VEHICLES, CONTINUED

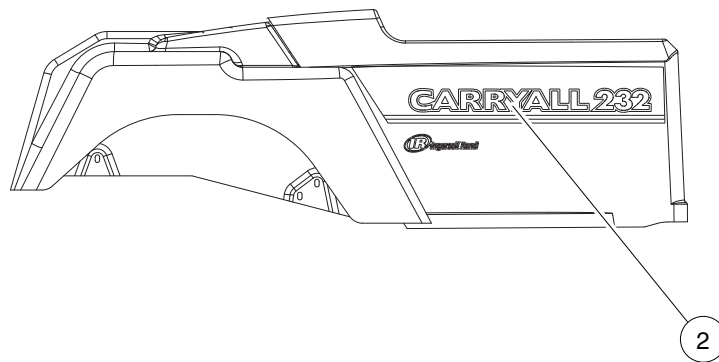
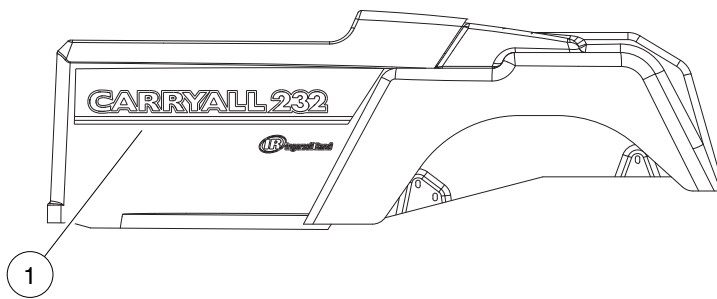
ITEM	PART NO.	DESCRIPTION	QTY
		1 2 3 4	
1	102825501	Decal, Warning, Instrument Panel .....	1
2	102825502	Decal, Warning, Instrument Panel .....	1
3	102825701	Decal, Operating Instructions, Instrument Panel .....	1
4	102831901	Decal, Crush Warning, Driver-Side .....	1
5	102832001	Decal, Crush Warning, Passenger-Side .....	1
		Note: Item 2 is for use on vehicles equipped with a 12-volt accessory outlet.	

3  
G  
E

3

G

E



000299-003

# LOGO DECALS

ITEM	PART NO.	DESCRIPTION	QTY
		1 2 3 4	
1	102278801	Decal, Club Car .....	1
2	102851001	Decal, 800E, Drv .....	1
3	102851101	Decal, 800E, Pass .....	1
4	102851401	Decal, 810E, Drv .....	1
5	102851501	Decal, 810E, Pass .....	1

3

G

E

**3**

**G**

**E**

# BRAKE SYSTEMS

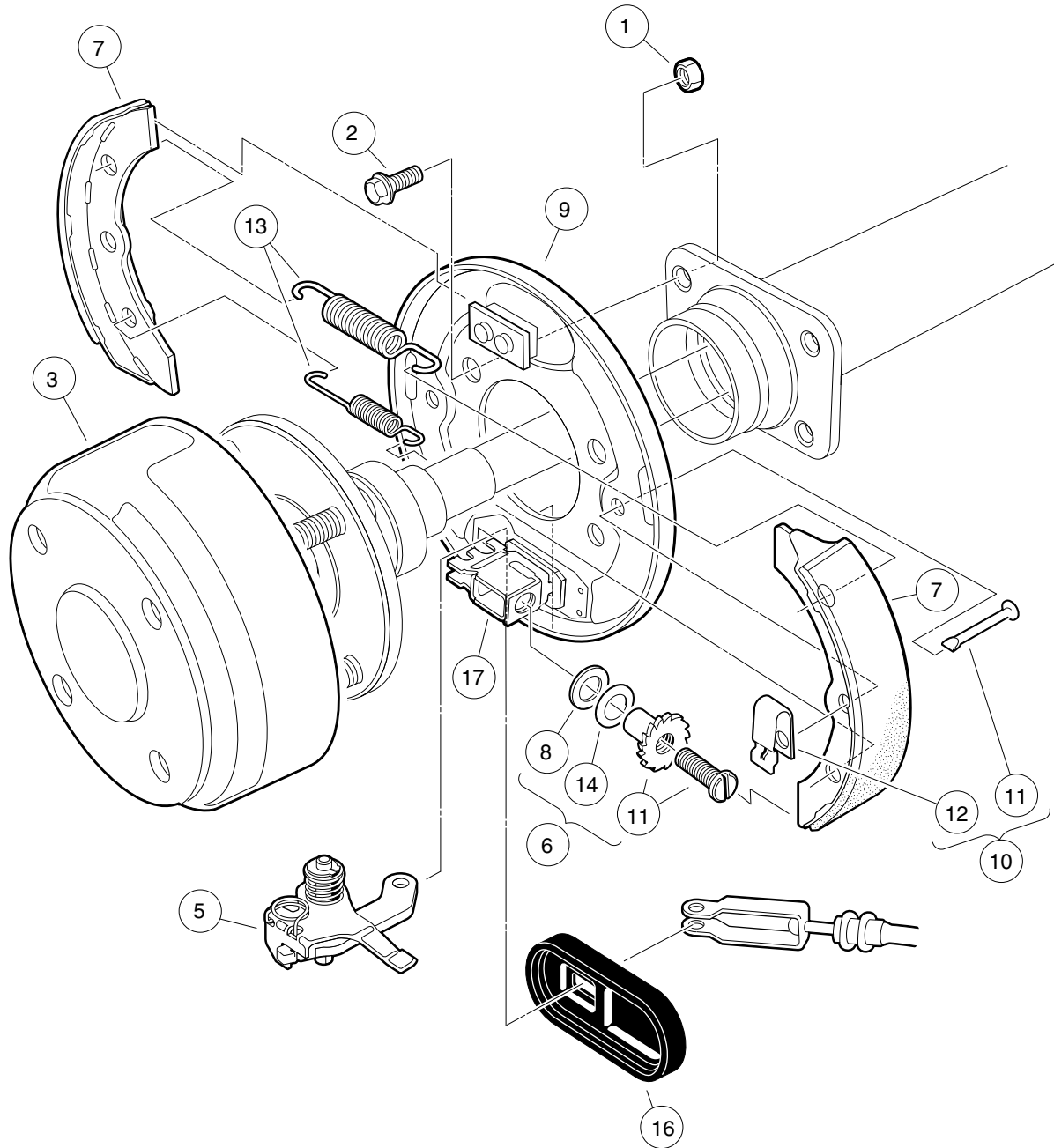
---

4

G

E

**4**  
**G**  
**E**



000186-001

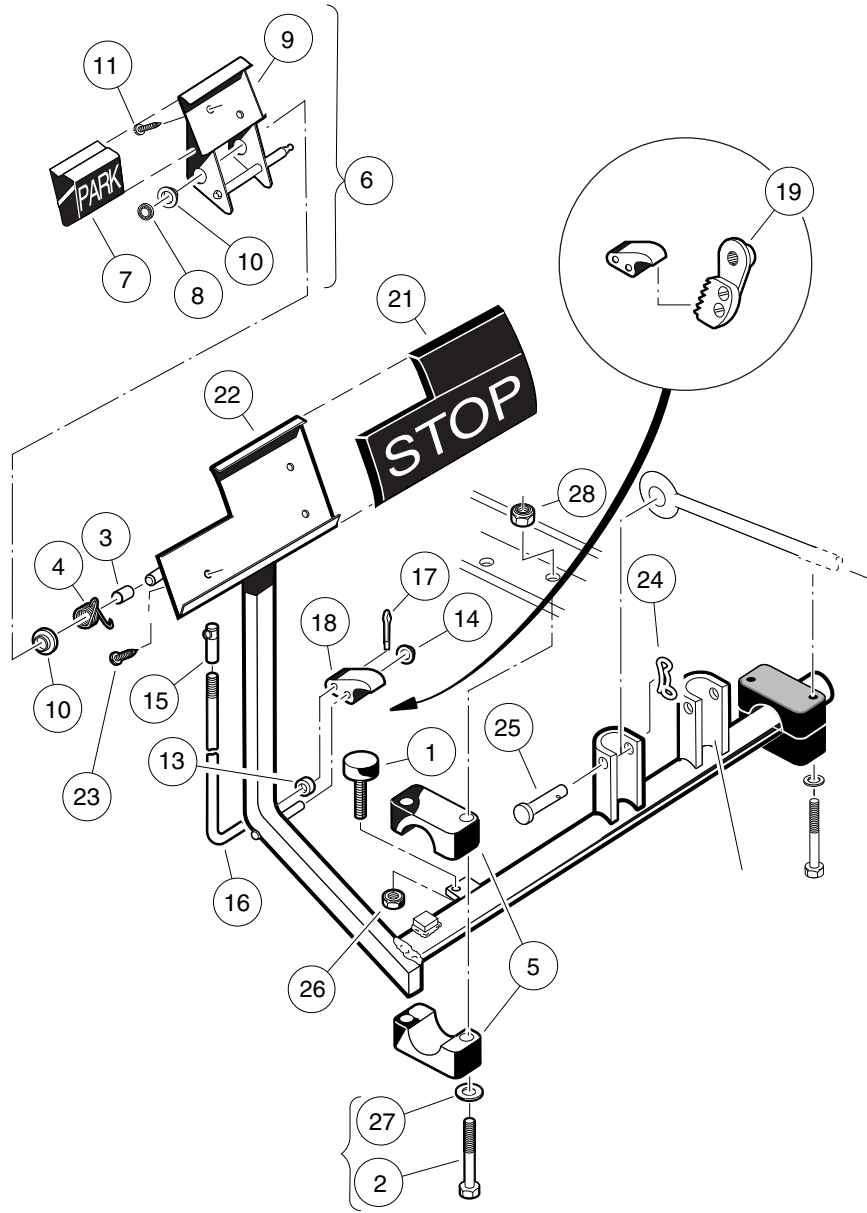


# REAR BRAKE ASSEMBLY, SELF-ADJUSTING – VEHICLE WITH 2-WHEEL BRAKES

ITEM	PART NO.	DESCRIPTION	QTY
		1 2 3 4	
1	1013924	Nut, 5/16-24 Hex Head Cone .....	8
2	1014153	Bolt, Brake Cluster Mounting .....	8
3	101791101	Drum without Center Hole, Brake .....	2
4	103380201	Asm, Brake Cluster, Mech, Drvr (includes items 5 through 17) .....	1
5	101815501	Lever Assembly, Self-Adjusting Brake, Right (Passenger) .....	1
6	101816501	Adj Mechanism, S.A. Brakes, Right (Passenger) .....	1
7	101823201	Package, Brake Shoe, Self-Adjusting .....	1
8	101823801	Plate, Washer, Brake, Self-Adjusting .....	1
9	103483101	Back Plate, Rh .....	1
10	103483201	Kit, Shoe Retainer (includes items 11 and 12) .....	1
11	1010953	Pin .....	2
12	103483301	Spring, Shoe, Clamp .....	2
13	103483401	Package Brake Spring Self Adj (includes items 14 and 15) .....	1
14	101816401	Brake Spring Self Adj .....	2
15	103483501	Spring Brake .....	2
16	103483601	Cover, Dust .....	1
17	103483701	Brake Block .....	1
18	103380202	Asm, Brake Cluster, Mech, Pass (includes items 19 through 31) .....	1
19	101815502	Lever Assembly, Self-Adjusting Brake, Left .....	1
20	101816502	Adjusting Mechanism, Self-Adjusting Brake, Left .....	1
21	101823201	Package, Brake Shoe, Self-Adjusting .....	1
22	101823801	Plate, Washer, Brake, Self-Adjusting .....	1
23	103483102	Back Plate, Lh .....	1
24	103483201	Kit, Shoe Retainer (includes items 25 and 26) .....	1
25	1010953	Pin .....	2
26	103483301	Spring, Shoe, Clamp .....	2
27	103483401	Package Brake Spring Self Adj (includes items 28 and 29) .....	1
28	101816401	Brake Spring Self Adj .....	2
29	103483501	Spring Brake .....	2
30	103483601	Cover, Dust .....	1
31	103483701	Brake Block .....	1
Note: Driver-side brake cluster not shown. Components have a similar appearance to passenger-side brake cluster components.			

4  
G  
E

**4**  
**G**  
**E**



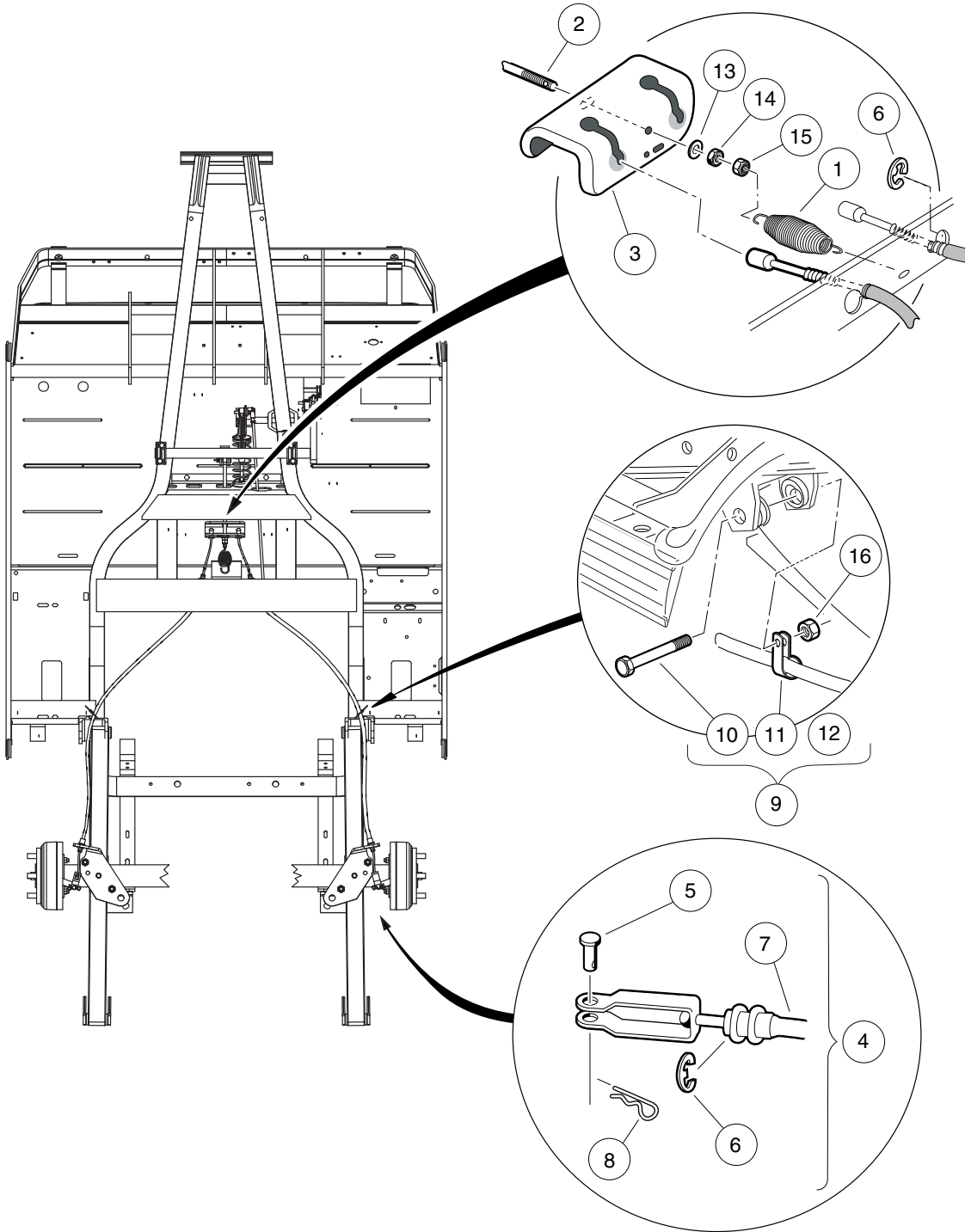
000187-001

## BRAKE PEDAL ASSEMBLY

ITEM	PART NO.	DESCRIPTION	QTY
		<b>1 2 3 4</b>	
1	1010878	Bumper, Rubber .....	1
2	1010921	Screw, 5/16-18 X 2.50 Hex Cap .....	4
3	1010927	Hill Brake Spacer .....	1
4	1010933	Spring, Hill Brake Torsion .....	1
5	1011402	Package, Brake Mounting Block .....	1
6	1011418	Kit, Hill Brake Pedal (includes items 7 through 11) .....	1
7	1013870	Pad, Hill Brake .....	1
8	1013876	Pushnut, 3/8 .....	1
9	N/A	Hill Brake Weld Assembly .....	1
10	1032	Bushing, Nylon .....	2
11	7716	Screw, #10-16 Type AB, Sheet Metal .....	2
12	101187702	Kit, Hill Brake Latch (includes items 13 through 19) .....	1
13	1010805	Sleeve, Hill Brake Rod .....	1
14	1010877	Pushnut, 3/8 .....	1
15	1010932	Ball Joint, 1/4-28 .....	1
16	N/A	Rod, Hill Brake .....	1
17	1017029	Pin, Cotter, 7/64 x 1/2 Stainless-Steel .....	1
18	N/A	Pawl, Hill Brake .....	1
19	101918501	Ratchet Assembly .....	1
20	101878201	Brake Pedal Kit (includes items 21 through 23) .....	1
21	1013869	Pad, Brake Pedal .....	1
22	N/A	Weldment, Brake Pedal 4wb Std .....	1
23	7716	Screw, #10-16 Type AB, Sheet Metal .....	3
24	102323101	Pin, Bow Tie Locking .....	1
25	102323201	Pin, 3/8 X 1-5/16 Clevis .....	1
26	1028	Nut, 1/4-20 Hex .....	1
27	1241	Washer, 5/16 Type A Flat .....	4
28	7473	Locknut, 5/16-18 Nylon Insert .....	4

**4**  
**G**  
**E**

**4**  
**G**  
**E**



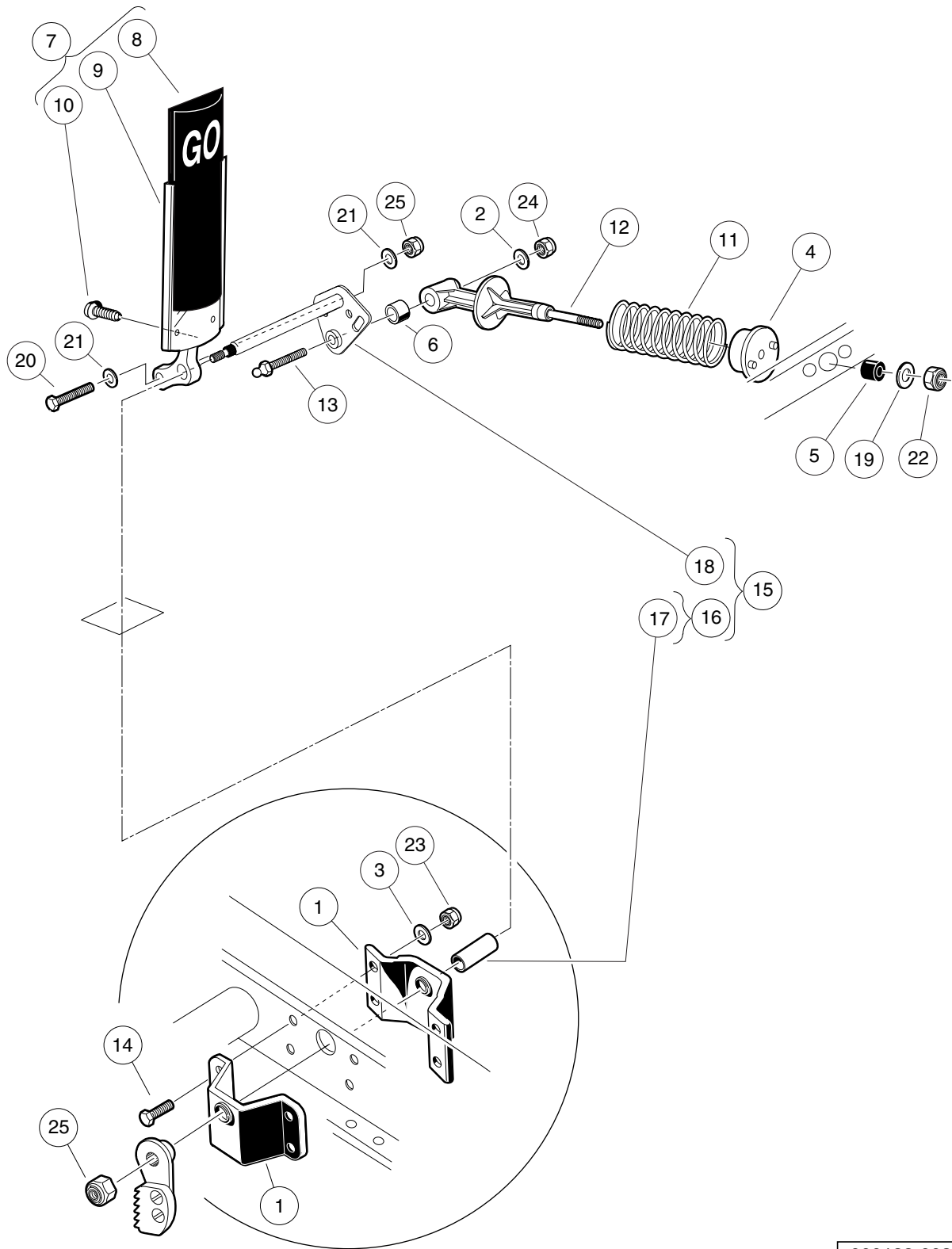
000245-002

# BRAKE CABLE, EQUALIZER, AND EQUALIZER ROD – VEHICLES WITH TWO-WHEEL BRAKES

ITEM	PART NO.	DESCRIPTION	QTY
		<b>1 2 3 4</b>	
1	1013531	Spring, Brake Return .....	1
2	101953101	Rod, Equalizer, 8.91" .....	1
3	101990801	Equalizer Bracket .....	1
4	102022101	Brake Cable Kit (includes items 5 through 8) .....	2
5	1010829	Pin, Clevis, 5/16 X 3/4 .....	1
6	1011779	E-Clip, 1/2 .....	2
7	N/A	Cable, Brake, 41" .....	1
8	1035	Cotter Pin, 3/32 x 1 .....	1
9	103377301	Kit, Field P-clamp, Brake Line (includes items 10 through 12) .....	1
10	102066201	Screw, 3/8-16 X 3.50 Hex Cap .....	2
11	103377201	P-clamp, Brake Line .....	2
12	N/A	Instr Fd. P-clamp, Brake Line .....	1
13	1241	Washer, 5/16 Type A Flat .....	5
14	1242	Nut, 5/16-18 Hex .....	1
15	7473	Locknut, 5/16-18 Nylon Insert .....	5
16	8754	Locknut, 3/8-16 Hex .....	2

**4**  
**G**  
**E**

**4**  
**G**  
**E**



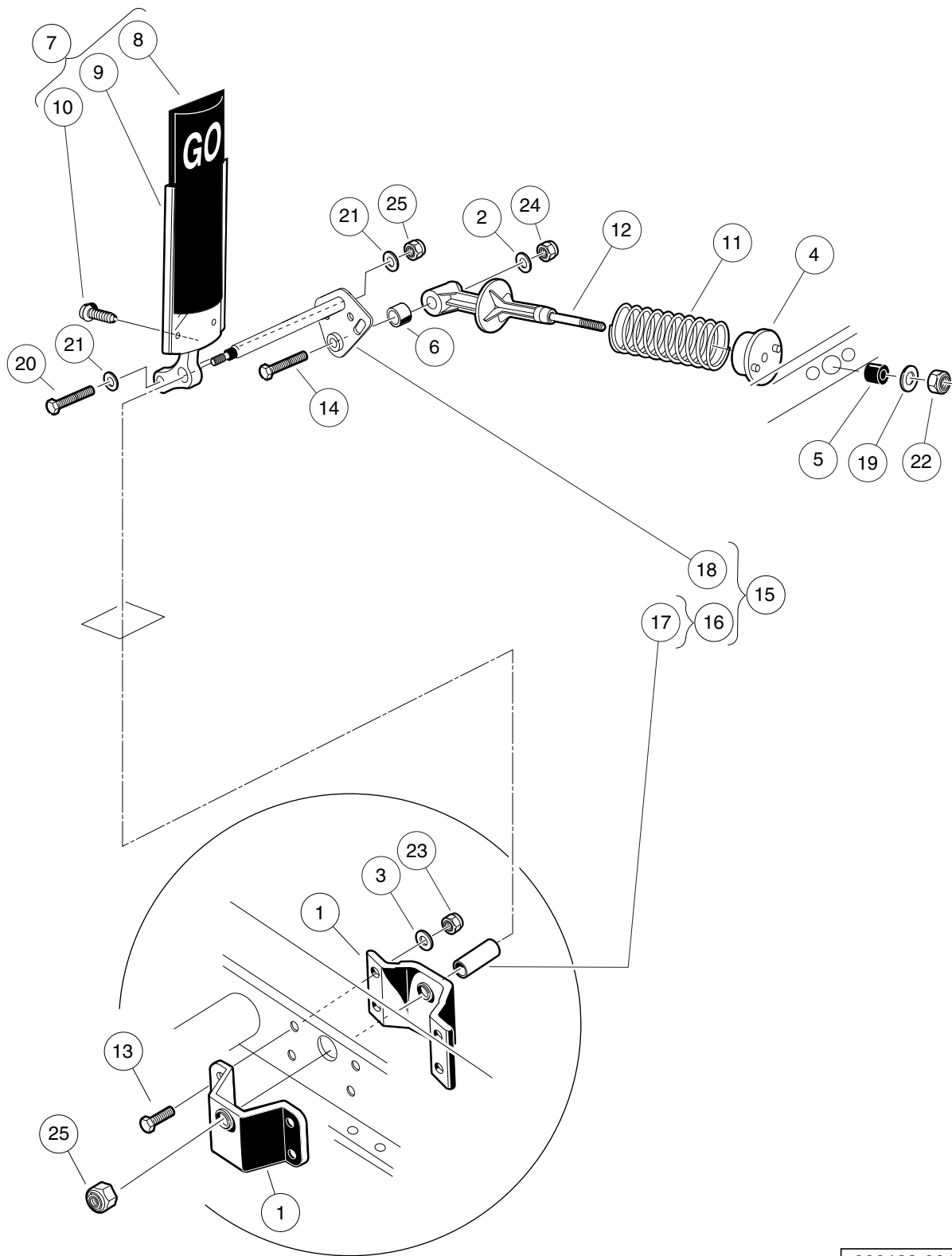
000188-003

## ACCELERATOR PEDAL – GASOLINE VEHICLES

ITEM	PART NO.	DESCRIPTION	QTY
		<b>1 2 3 4</b>	
1	1011694	Accelerator Bracket and Bearing Assembly .....	2
2	1011931	Washer, 1/4 Flat .....	1
3	1014007	Washer, 1/4 Flat .....	4
4	1017378	Cup, Spring .....	1
5	1017380	Bumper, Spring Return .....	1
6	1017424	Bearing, Pivot Support .....	1
7	1017696	Sub Asm, Accelerator Pedal (includes items 8 through 10) .....	1
8	1013871	Pad, Accelerator Pedal .....	1
9	N/A	Accelerator Pedal Weldment .....	1
10	7716	Screw, #10-16 Type AB, Sheet Metal .....	4
11	101796201	Spring, Accelerator Return .....	1
12	101817401	Retainer, Spring .....	1
13	101818801	Stud, 1/4-28 X 1.35 Ball .....	1
14	101861901	Screw, 1/4-20 X 1.125 Hex Cap .....	4
15	102026001	Kit, Accelerator Pivot Rod Assembly (includes items 16 through 18) .....	1
16	1011700	Spacer Assembly (includes item 17) .....	1
17	101919801	Spacer, Accelerator .....	1
18	N/A	Pivot Rod Weldment .....	1
19	1241	Washer, 5/16 Type A Flat .....	1
20	1624	Screw, 3/8-16 X 1.50 Hex-Head Cap .....	1
21	334	Washer, 3/8 Type A Flat .....	2
22	7473	Locknut, 5/16-18 Nylon Insert .....	1
23	8233	Locknut, 1/4-20 Nylon Insert .....	4
24	8717	Locknut, 1/4-28 Nylon Insert .....	1
25	8754	Locknut, 3/8-16 Hex .....	2

**4**  
**G**  
**E**

**4  
G  
E**



000188-004

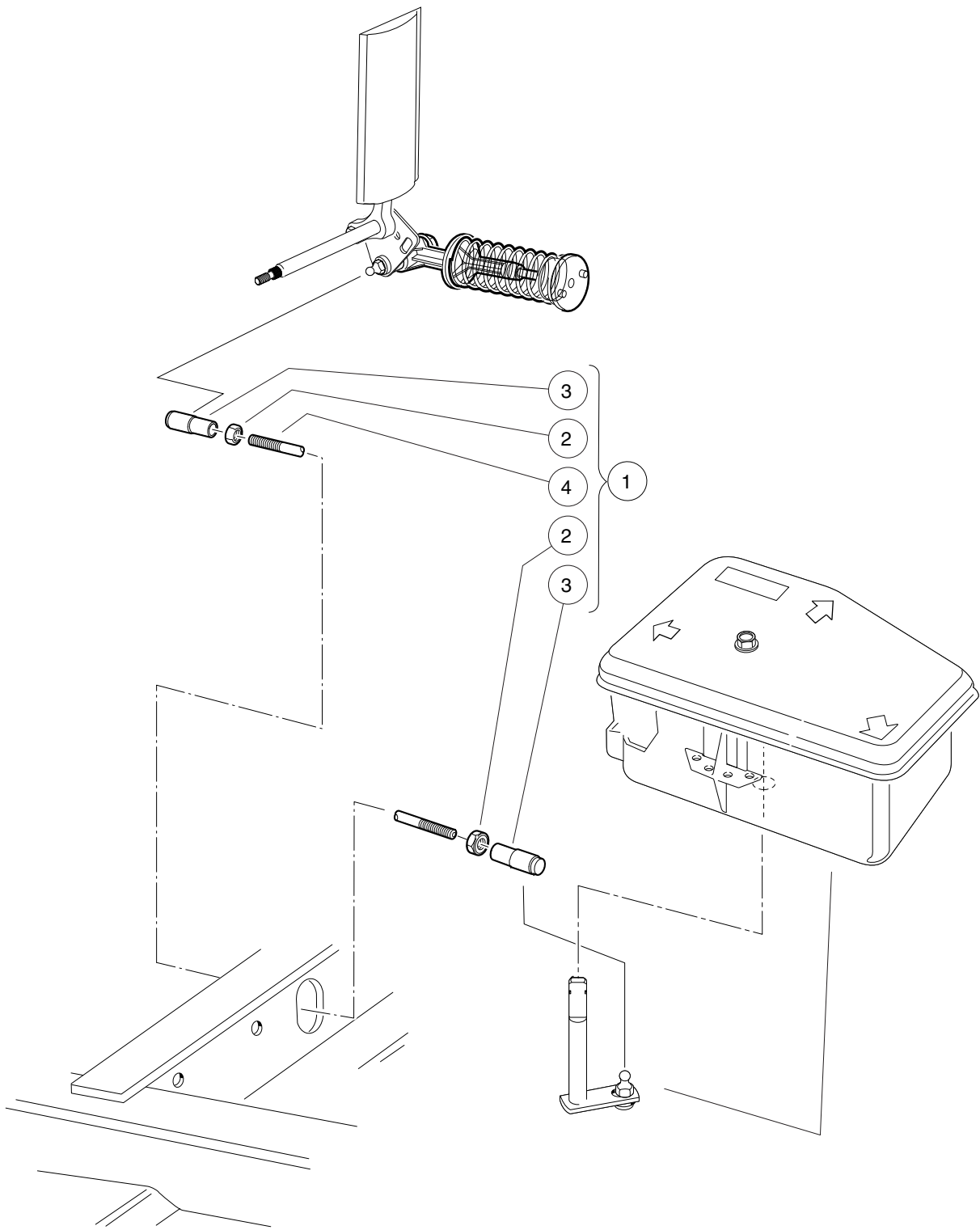


# ACCELERATOR PEDAL ASSEMBLY – ELECTRIC VEHICLES WITH MCOR

ITEM	PART NO.	DESCRIPTION	QTY
		<b>1 2 3 4</b>	
1	1011694	Accelerator Bracket and Bearing Assembly .....	2
2	1011931	Washer, 1/4 Flat .....	1
3	1014007	Washer, 1/4 Flat .....	4
4	1017378	Cup, Spring .....	1
5	1017380	Bumper, Spring Return .....	1
6	1017424	Bearing, Pivot Support .....	1
7	1017696	Sub Asm, Accelerator Pedal (includes items 8 through 10) .....	1
8	1013871	Pad, Accelerator Pedal .....	1
9	N/A	Accelerator Pedal Weldment .....	1
10	7716	Screw, #10-16 Type AB, Sheet Metal .....	4
11	101796201	Spring, Accelerator Return .....	1
12	101817401	Retainer, Spring .....	1
13	101861901	Screw, 1/4-20 X 1.125 Hex Cap .....	4
14	101862001	Screw, 1/4-20 X 1.500 Flange .....	1
15	102026001	Kit, Accelerator Pivot Rod Assembly (includes items 16 through 18) .....	1
16	1011700	Spacer Assembly (includes item 17) .....	1
17	101919801	Spacer, Accelerator .....	1
18	N/A	Pivot Rod Weldment .....	1
19	1241	Washer, 5/16 Type A Flat .....	1
20	1624	Screw, 3/8-16 X 1.50 Hex-Head Cap .....	1
21	334	Washer, 3/8 Type A Flat .....	2
22	7473	Locknut, 5/16-18 Nylon Insert .....	1
23	8233	Locknut, 1/4-20 Nylon Insert .....	4
24	8717	Locknut, 1/4-28 Nylon Insert .....	1
25	8754	Locknut, 3/8-16 Hex .....	2

**4**  
**G**  
**E**

**4**  
**G**  
**E**



000362-001

## ACCELERATOR ROD – GASOLINE VEHICLES

ITEM	PART NO.	DESCRIPTION	QTY
		1 2 3 4	
1	101912401	Rod, Accelerator (includes items 2 through 4) .....	1
2	1011084	Nut, 1/4-28 Hex Jam .....	2
3	1011734	Joint, Ball .....	2
4	N/A	Accelerator Rod .....	1

4

G

E

**4**

**G**

**E**

# STEERING AND SUSPENSIONS

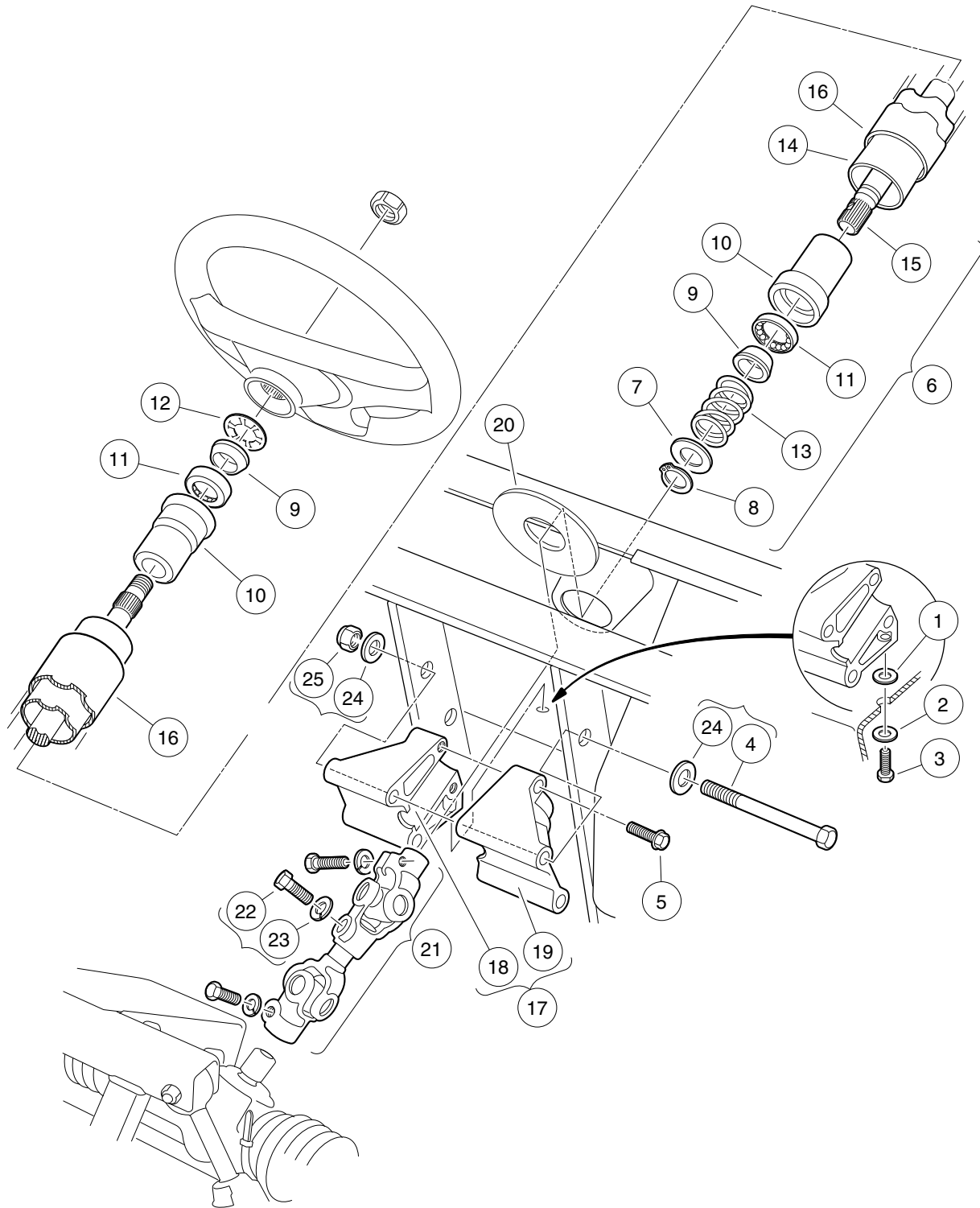
---

5

G

E

**5**  
**G**  
**E**

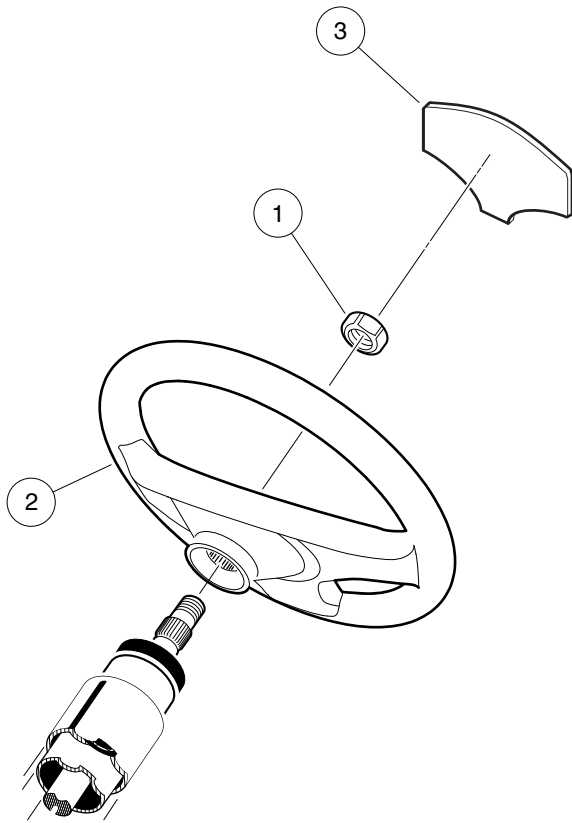


000247-001

# STEERING COLUMN

ITEM	PART NO.	DESCRIPTION	QTY
		<b>1 2 3 4</b>	
1	1011578	Washer, 5/16 Type B Flat .....	1
2	1011697	Washer, 5/16 Flat .....	1
3	1014288	Screw, 5/16-18 X 0.75 Thread-Forming .....	1
4	1016183	Screw, 3/8-16 X 7.00 Hex Cap .....	2
5	1016269	Screw, 5/16-18 Thrd Forming .....	2
6	1017313	Steering Shaft Assembly (includes items 7 through 15) .....	1
7	1012604	Washer, 0.675 ID X 1.19 OD .....	1
8	1012605	Ring, 0.579 Internal Retaining .....	1
9	1014125	Wedge, Molded .....	2
10	1014126	Seat, Plastic Bearing .....	2
11	1014213	Bearing, Ball .....	2
12	1014214	Ring, Retaining .....	1
13	1014217	Spring, Steering Shaft .....	1
14	1017314	Column, Aluminum Steering .....	1
15	1017315	Shaft Steering Column .....	1
16	1017317	Tube Cover, Steering Column .....	1
17	101984801	Kit, Steering Column Mounting Bracket (includes items 18 and 19) .....	1
18	N/A	Bracket, RH Steering Column Mount .....	1
19	N/A	Bracket, LH Steering column mount .....	1
20	102278001	Boot, Steering Column Round .....	1
21	103601601	Shaft, Intermediate Steering (includes items 22 and 23) .....	1
22	1017226	Bolt, Hex-Head, 8mm X 1.25 - 30 .....	3
23	7174	Lockwasher, 5/16 Split .....	3
24	334	Washer, 3/8 Type A Flat .....	4
25	8754	Locknut, 3/8-16 Hex .....	2

**5**  
**G**  
**E**



000246-001

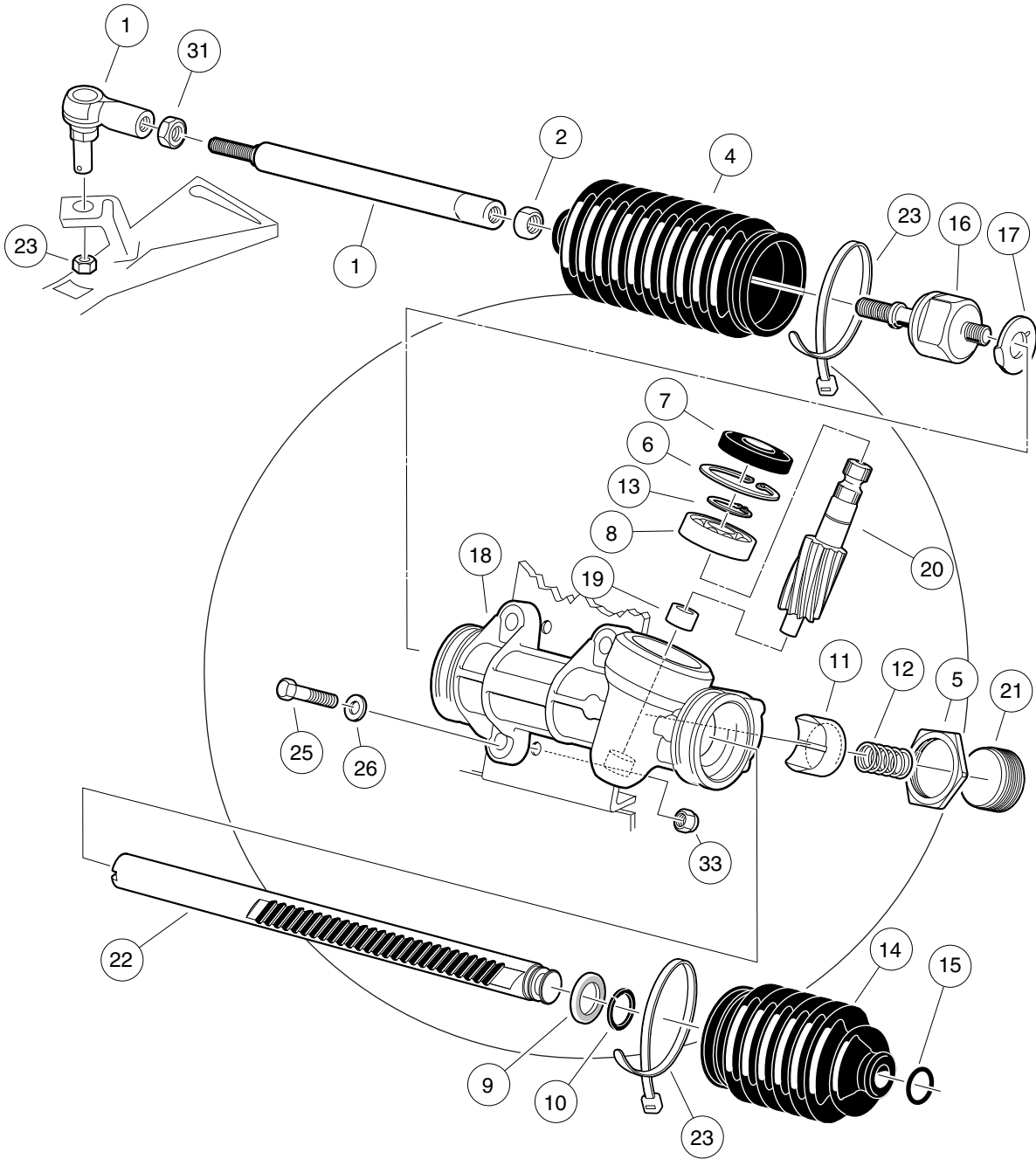


# STEERING WHEEL

ITEM	PART NO.	DESCRIPTION	QTY
1	1017273	1 2 3 4 Nut, 5/8-18 Nylon Insert Jam .....	1
2	102796201	Steering Wheel, Spline .....	1
3	102822401	Wheel Center .....	1

**5**  
**G**  
**E**

**5**  
**G**  
**E**

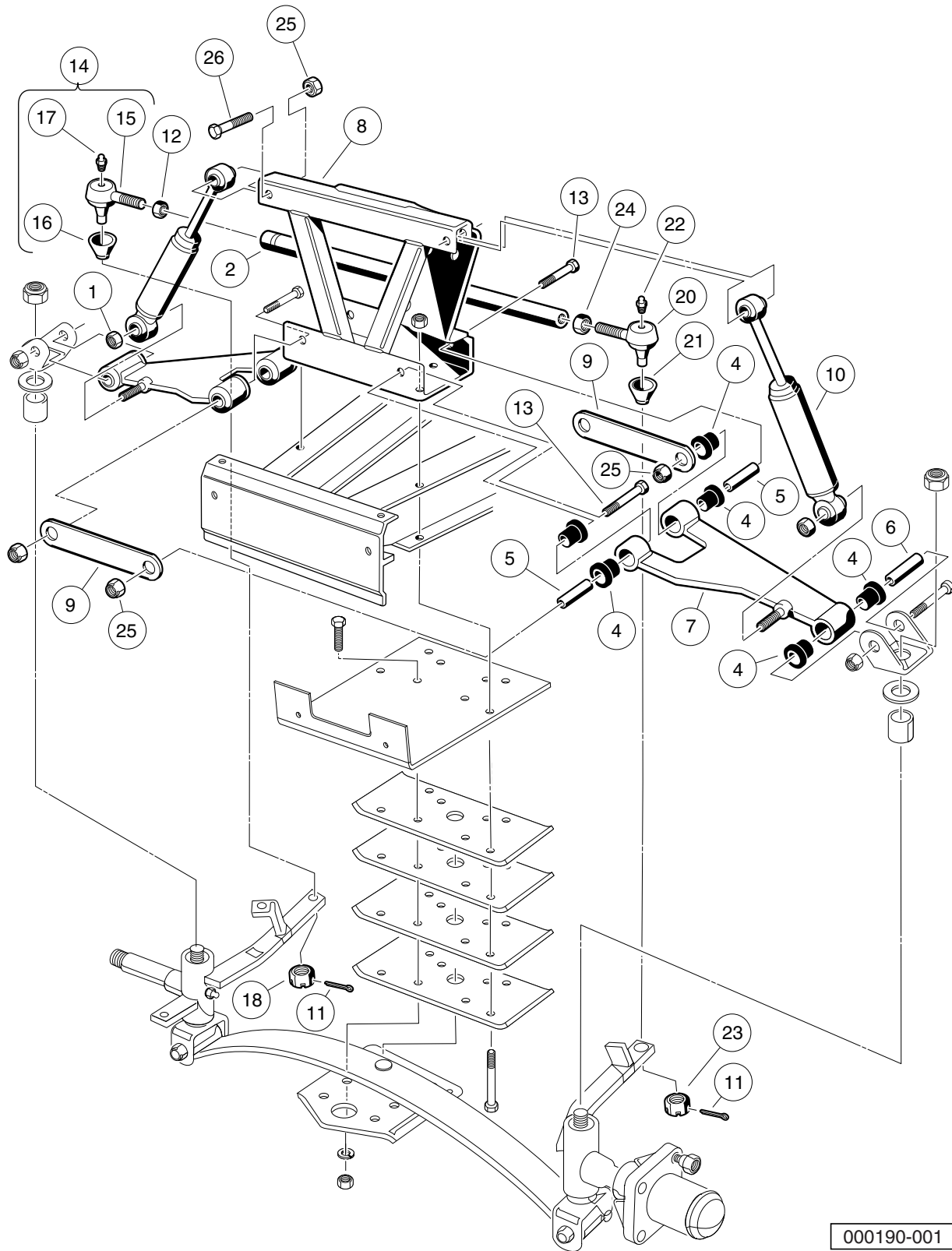


000189-001

# STEERING GEAR ASSEMBLY

ITEM	PART NO.	DESCRIPTION	QTY	
		<b>1 2 3 4</b>		<b>5</b>
1	1012467	Link, Rack and Pinion Drag .....	1	<b>G</b>
2	1013042	Nut, 12mm Hex .....	1	<b>E</b>
3	101878302	Steering Gear Assembly (without yoke) (includes items 4 through 23) .....	1	
4	1013035	Bellows, Long .....	1	
5	1013044	Rack Screw Locknut .....	1	
6	1013051	Snap Ring .....	1	
7	1013052	Seal, Steering Pinion Dust .....	1	
8	101879401	Bearing, Ball .....	1	
9	101879501	Stop Washer .....	1	
10	101879601	Stop Ring, C-Type .....	1	
11	101879701	Support Yoke .....	1	
12	101879801	Rack Guide Pressure Spring .....	1	
13	101879901	Ring, Stop, C-Type .....	1	
14	101880001	Bellows, Short .....	1	
15	101880101	Dust Seal Retaining Ring .....	1	
16	101880201	Inner Ball Joint Asm .....	1	
17	101880301	Washer, Tab .....	1	
18	N/A	Box, Steering Gear .....	1	
19	N/A	Bearing, Lower Pinion .....	1	
20	N/A	Pinion, Steering .....	1	
21	N/A	Screw, Rack Guide .....	1	
22	N/A	Rack, Steering .....	1	
23	8990	Tie Wrap, 8" Nylon .....	2	
24	1035	Cotter Pin, 3/32 x 1 .....	1	
25	1624	Screw, 3/8-16 X 1.50 Hex-Head Cap .....	3	
26	334	Washer, 3/8 Type A Flat .....	3	
27	7540	Ball Joint, Left (includes items 28 through 31) .....	1	
28	1011895	Socket, LH Vertical .....	1	
29	1011930	Seal, Vertical Socket Dust .....	1	
30	1015597	Fitting, 1/4-28 Thread-Forming Grease .....	1	
31	7602	Nut, 3/8-24 UNF Hex .....	1	
32	7555	Nut, 1/2-20 Hex, Left-Hand Thread .....	1	
33	8754	Locknut, 3/8-16 Hex .....	3	

**5**  
**G**  
**E**



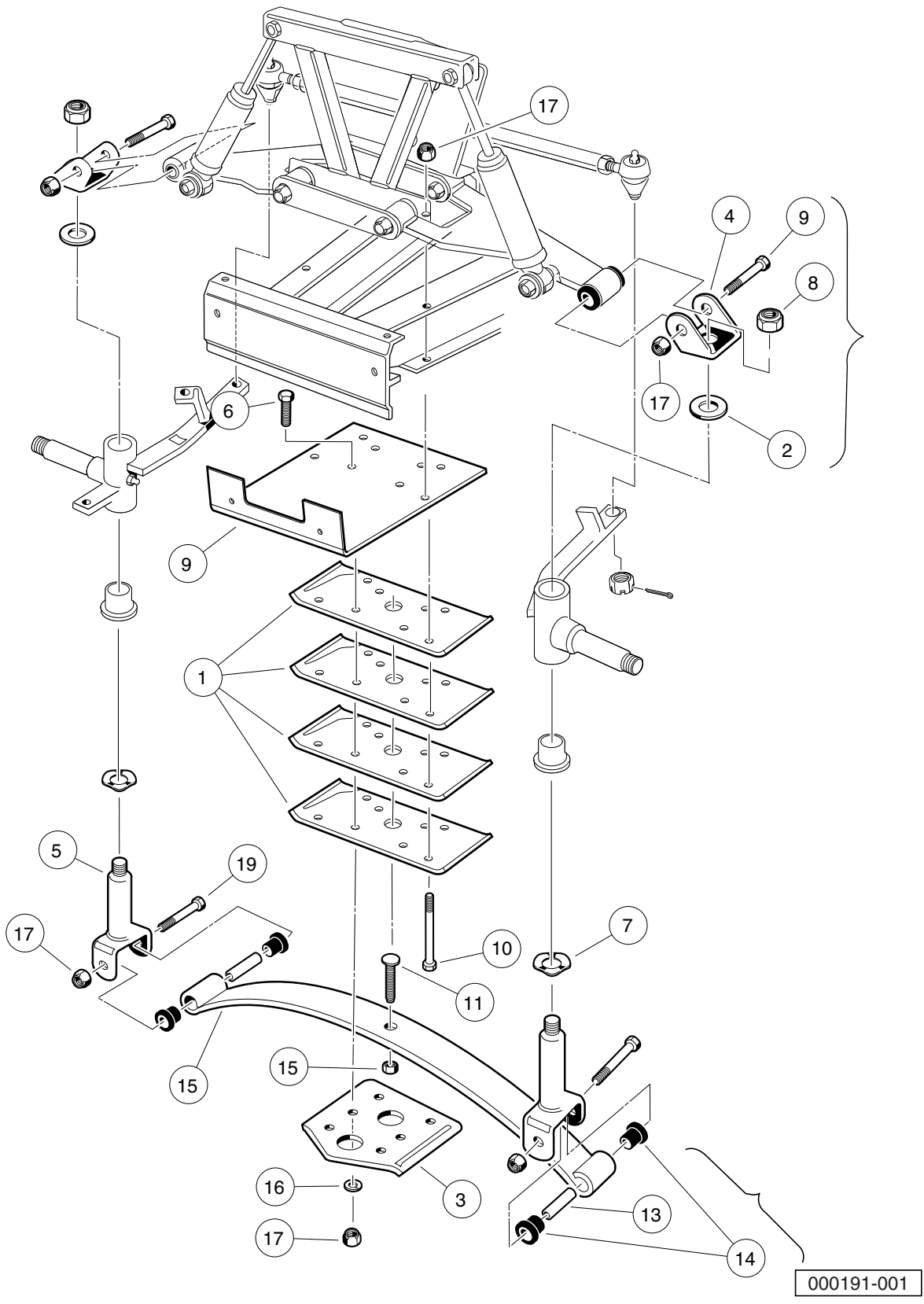
000190-001

## FRONT SUSPENSION, UPPER

ITEM	PART NO.	DESCRIPTION	QTY
		<b>1 2 3 4</b>	
1	1010138	Locknut, 3/8-16 Dimpled .....	2
2	1010219	Tie Rod .....	1
3	1016353	Sub-Assembly, Delta A-Plate (includes items 4 through 7) .....	2
4	1016346	Bushing, Urethane .....	6
5	1016349	Sleeve, Delta Inner .....	2
6	1016350	Sleeve, Delta Outer .....	1
7	1016351	Delta A-Plate .....	1
8	1016385	Delta Shock and Gear Support Assembly .....	1
9	1017266	A-Plate Strap .....	2
10	103351001	Shock Absorber, Front, Common .....	2
11	1035	Cotter Pin, 3/32 x 1 .....	2
12	1308	Nut, 1/2-20 Hex .....	1
13	2402	Screw, 3/8-16 X 2.25 Hx Hd Cap .....	4
14	7539	Ball Joint, Right-Hand (includes items 15 through 18) .....	1
15	1011893	Socket, RH Vertical .....	1
16	1011930	Seal, Vertical Socket Dust .....	1
17	1015597	Fitting, 1/4-28 Thread-Forming Grease .....	1
18	7602	Nut, 3/8-24 UNF Hex .....	1
19	7540	Ball Joint, Left (includes items 20 through 23) .....	1
20	1011895	Socket, LH Vertical .....	1
21	1011930	Seal, Vertical Socket Dust .....	1
22	1015597	Fitting, 1/4-28 Thread-Forming Grease .....	1
23	7602	Nut, 3/8-24 UNF Hex .....	1
24	7555	Nut, 1/2-20 Hex, Left-Hand Thread .....	1
25	8754	Locknut, 3/8-16 Hex .....	10
26	8861	Bolt, 3/8-16 X 1.75 Hex .....	2

**5**  
**G**  
**E**

**5**  
**G**  
**E**

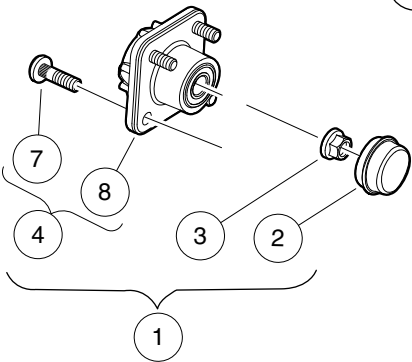
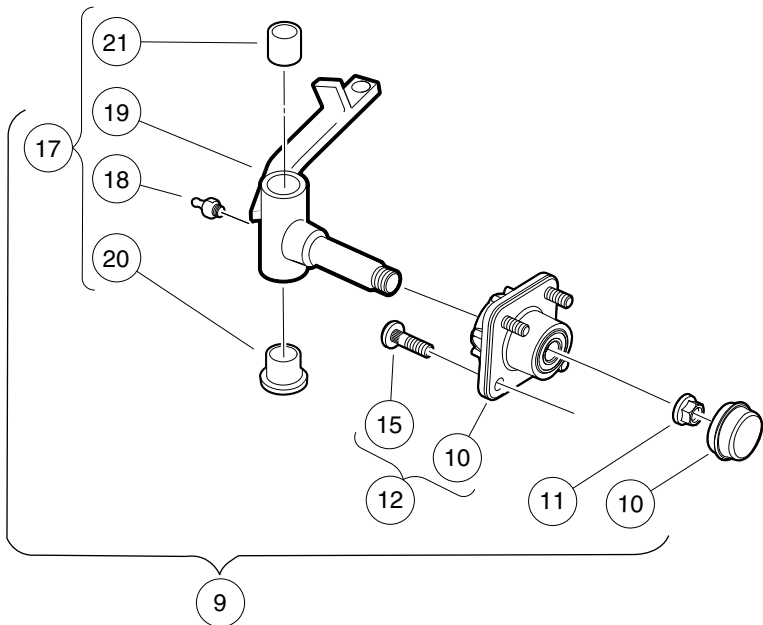
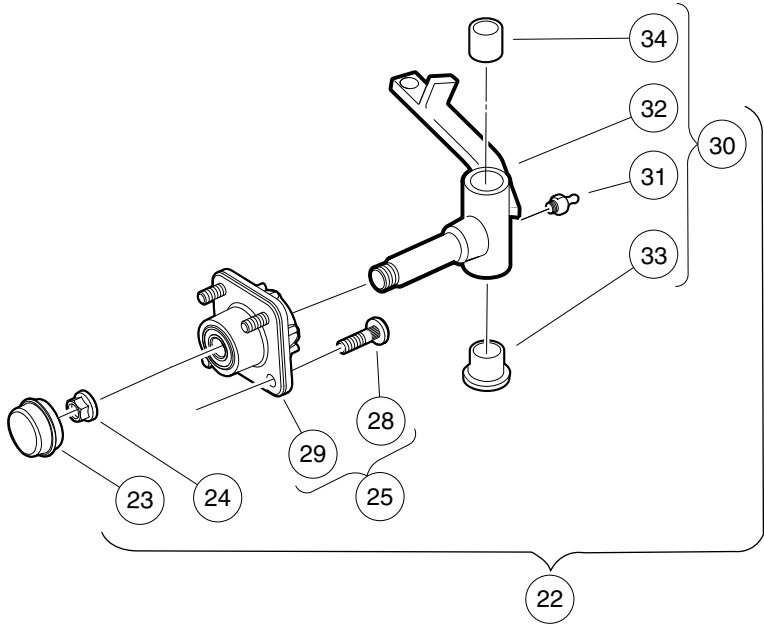


## FRONT SUSPENSION, LOWER

ITEM	PART NO.	DESCRIPTION	QTY
		<b>1 2 3 4</b>	
1	1010124	Plate, Spring Mount .....	4
2	1010150	Bearing, Thrust .....	2
3	1014276	Plate, Front Spring Retainer .....	1
4	1016384	Clevis, Delta Upper .....	2
5	1016386	King Pin Assembly .....	2
6	1016387	Screw, 3/8-16 X 2.75 Hx Hd Cap .....	6
7	1016389	Washer, 1.125 Od Wave .....	2
8	101903101	Locknut, 1/2-20 Nylon Insert .....	2
9	102830401	Support, Brush Guard .....	1
10	102913601	Screw, 3/8-16 X 5.50 Hx Hd Cap .....	4
11	103507001	Eccentric Bolt Common .....	1
12	N/A	Spring Asm, Front, 1 Leaf (includes items 13 through 15) .....	1
13	1012303	Bushing, Steel .....	2
14	1015583	Bushing, Urethane .....	4
15	N/A	Spring, Front, 1 Leaf .....	1
16	357	Lockwasher, 3/8 Split .....	4
17	706	Nut, Hex 3/8-16 .....	1
18	8754	Locknut, 3/8-16 Hex .....	8
19	8755	Screw, 3/8-16 X 3.375 Hex Cap .....	2

5  
G  
E

**5**  
**G**  
**E**



000301-002

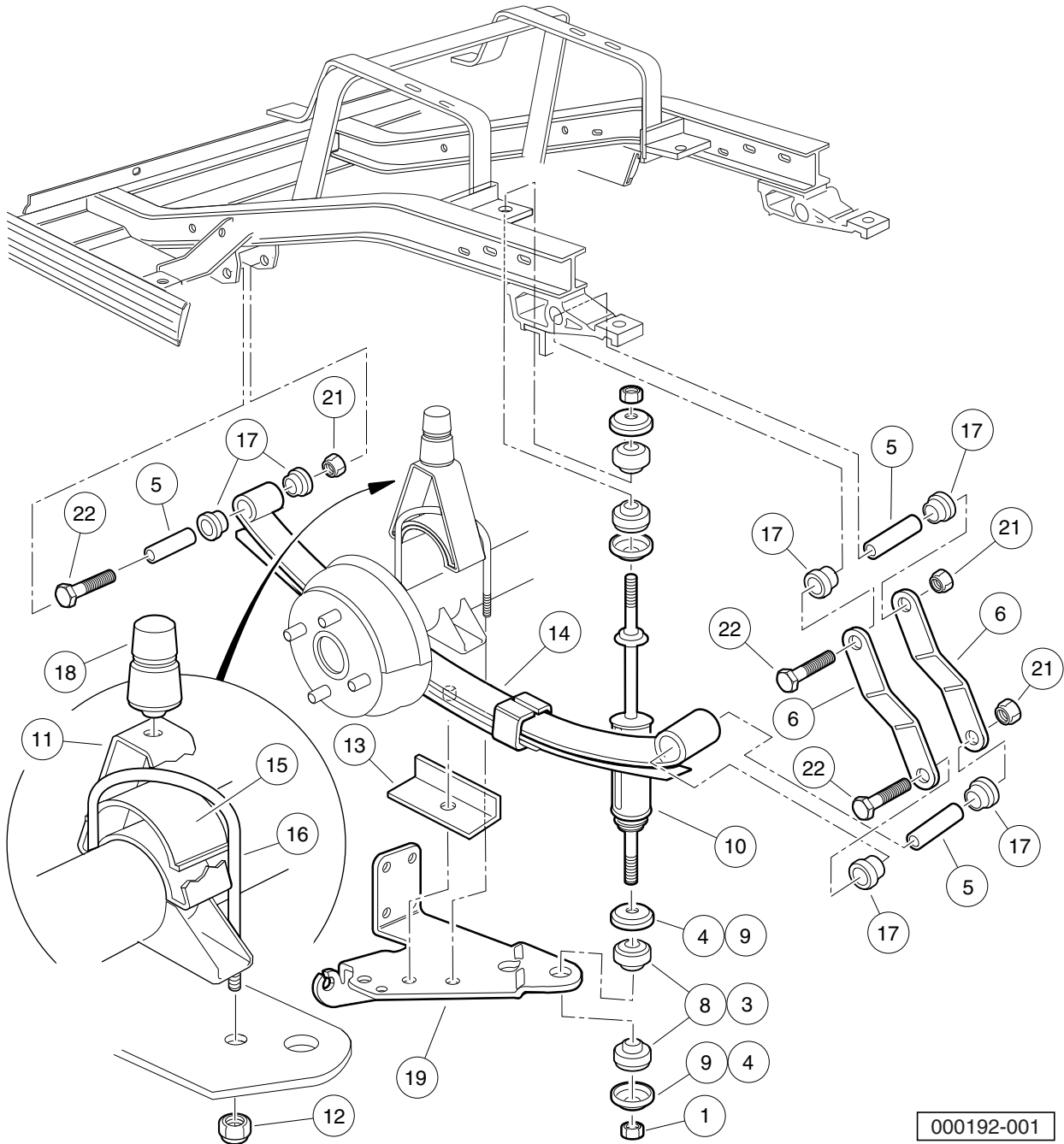
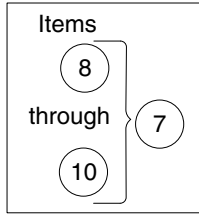
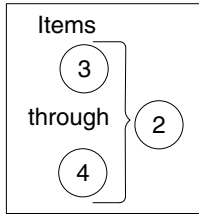


# FRONT SPINDLES AND HUBS

ITEM	PART NO.	DESCRIPTION	QTY
		<b>1 2 3 4</b>	
1	N/A	Replacement Kit, Front Hub (includes items 2 through 4) .....	2
2	102353201	Cap, Front Hub .....	1
3	102353301	Hex Nut, Locking Flange, M14x2 .....	1
4	N/A	Asm, Front Hub, Bb, Long Stud (includes items 5 through 8) .....	1
5	N/A	Bearing, Ball, 6204 .....	2
6	N/A	Spacer, Bearing, Front Hub, Pm .....	1
7	103477901	Lug Stud, 1/2-20 Unf, 4037 .....	4
8	N/A	Front Hub, Ball Brg, Long Stud .....	1
9	N/A	Asm, Hub And Spindle, Left-Hand Ext (includes items 10 through 15) .....	1
10	102352801	Front Hub Assembly, Ball Bearing (includes items 11 and 12) .....	1
11	102353401	Lug Stud, 1/2-20 UNF, 4037 Stl .....	4
12	N/A	Hub, Front .....	1
13	102353201	Cap, Front Hub .....	1
14	102353301	Hex Nut, Locking Flange, M14x2 .....	1
15	102354204	Asm, Spindle, LH, Ext (includes items 16 through 19) .....	1
16	1015597	Fitting, 1/4-28 Thread-Forming Grease .....	1
17	N/A	Subasm, Spindle, LH, Ext .....	1
18	7048	Bushing, Flanged Bronze .....	1
19	8067	Bushing, Bronze Spindle .....	1
20	N/A	Asm, Hub And Spindle, Right-Hand Ext (includes items 21 through 26) .....	1
21	102352801	Front Hub Assembly, Ball Bearing (includes items 22 and 23) .....	1
22	102353401	Lug Stud, 1/2-20 UNF, 4037 Stl .....	4
23	N/A	Hub, Front .....	1
24	102353201	Cap, Front Hub .....	1
25	102353301	Hex Nut, Locking Flange, M14x2 .....	1
26	102354104	Asm, Spindle, RH, Ext (includes items 27 through 30) .....	1
27	1015597	Fitting, 1/4-28 Thread-Forming Grease .....	1
28	N/A	Subasm, Spindle, RH, Ext .....	1
29	7048	Bushing, Flanged Bronze .....	1
30	8067	Bushing, Bronze Spindle .....	1

**5**  
**G**  
**E**

**5**  
**G**  
**E**



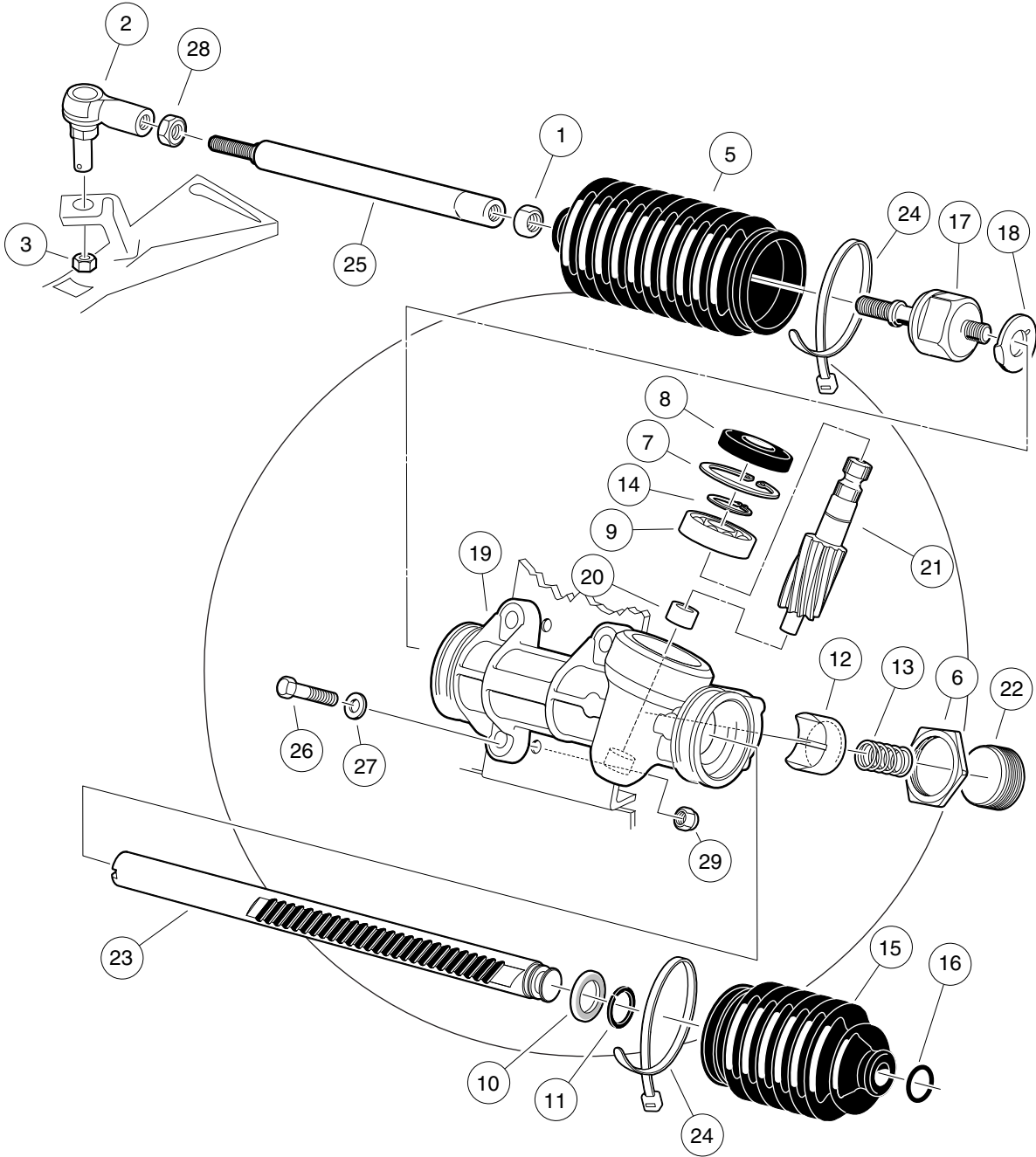
000192-001

## REAR SUSPENSION

ITEM	PART NO.	DESCRIPTION	QTY
		1 2 3 4	
1	1010145	Nut, 3/8-24 Hex .....	4
2	1011415	Kit, Shock Absorber Cushion (includes items 3 and 4) .....	4
3	1010142	Cushion, Shock Absorber .....	2
4	1010144	Retainer, Shock Absorber Cushion .....	2
5	1012303	Bushing, Steel .....	6
6	1012304	Shackle, Rear Spring .....	4
7	1013164	Shock Absorber Kit (includes items 8 through 10) .....	1
8	1010142	Cushion, Shock Absorber .....	8
9	1010144	Retainer, Shock Absorber Cushion .....	8
10	102588501	Shock Absorber Rear Prv Spd .....	2
11	101454902	Bumper Mount, Angled .....	2
12	1014555	Locknut, 7/16-14 Nylon Hex .....	4
13	1014573	Spring Retainer .....	2
14	1014675	Rear Leaf Spring .....	2
15	1014901	Spacer, Overload Bumper .....	2
16	1014902	U-Bolt .....	2
17	1015583	Bushing, Urethane .....	12
18	1017235	Bumper, Jounce .....	2
19	101926501	Bracket, Left-Hand .....	1
20	101929401	Bracket, Right .....	1
21	8754	Locknut, 3/8-16 Hex .....	6
22	8755	Screw, 3/8-16 X 3.375 Hex Cap .....	6

5  
G  
E

**5**  
**G**  
**E**



000960-001

# STEERING GEAR ASSEMBLY

ITEM	PART NO.	DESCRIPTION	QTY	
		<b>1 2 3 4</b>		<b>5</b>
1	1013042	Nut, 12mm Hex .....	1	<b>G</b>
2	102022602	End, Tie Rod, M12 X 1.25, Lh .....	1	<b>E</b>
3	102289201	Nut - Hex Locking, M12 X 1.25 .....	3	
4	103601501	Asm, Steering Rack And Pinion (includes items 5 through 24) .....	1	
5	1013035	Bellows, Long .....	1	
6	1013044	Rack Screw Locknut .....	1	
7	1013051	Snap Ring .....	1	
8	1013052	Seal, Steering Pinion Dust .....	1	
9	101879401	Bearing, Ball .....	1	
10	101879501	Stop Washer .....	1	
11	101879601	Stop Ring, C-Type .....	1	
12	101879701	Support Yoke .....	1	
13	101879801	Rack Guide Pressure Spring .....	1	
14	101879901	Ring, Stop, C-Type .....	1	
15	101880001	Bellows, Short .....	1	
16	101880101	Dust Seal Retaining Ring .....	1	
17	101880201	Inner Ball Joint Asm .....	1	
18	101880301	Washer, Tab .....	1	
19	N/A	Box, Steering Gear .....	1	
20	N/A	Bearing, Lower Pinion .....	1	
21	N/A	Pinion, Steering .....	1	
22	N/A	Screw, Rack Guide .....	1	
23	N/A	Rack, Steering .....	1	
24	8990	Tie Wrap, 8" Nylon .....	2	
25	103653401	Link, Drag, Male Thd .....	1	
26	1624	Screw, 3/8-16 X 1.50 Hex-Head Cap .....	3	
27	334	Washer, 3/8 Type A Flat .....	3	
28	7555	Nut, 1/2-20 Hex, Left-Hand Thread .....	1	
29	8754	Locknut, 3/8-16 Hex .....	3	

**5**

**G**

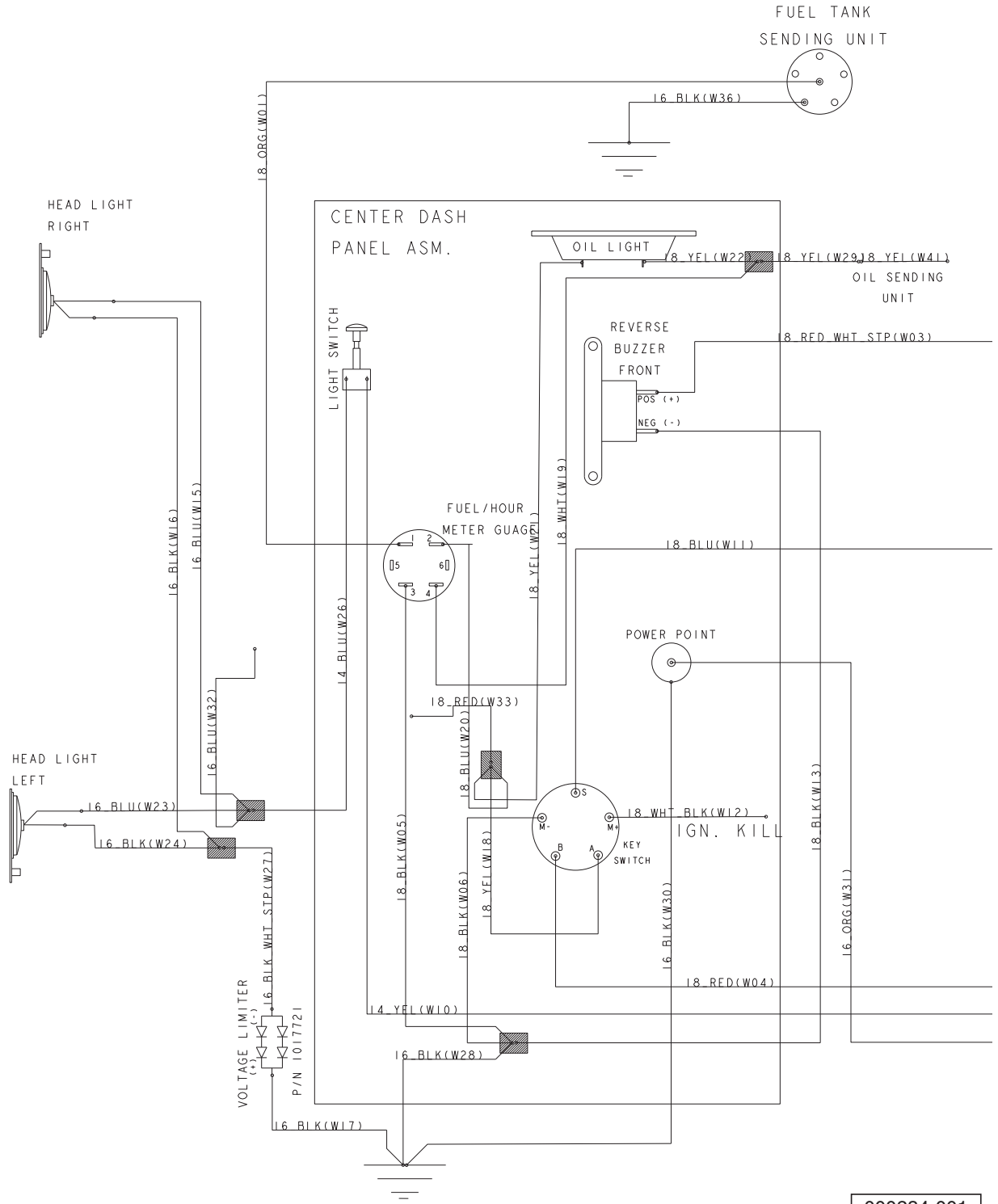
**E**

# ELECTRICAL SYSTEM – GASOLINE VEHICLES

---

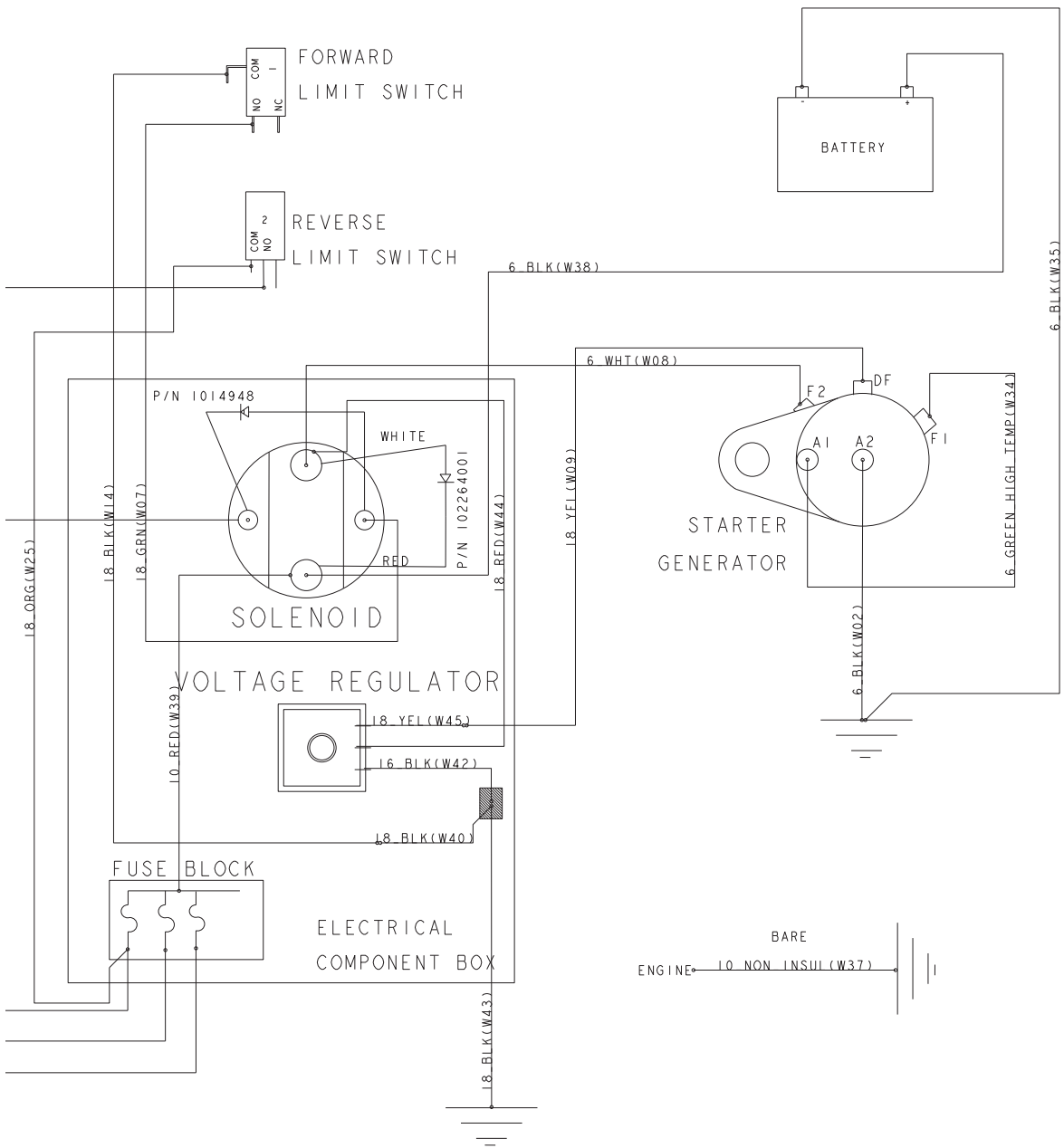
6

G



000234-001





000234-001

**6**

**G**

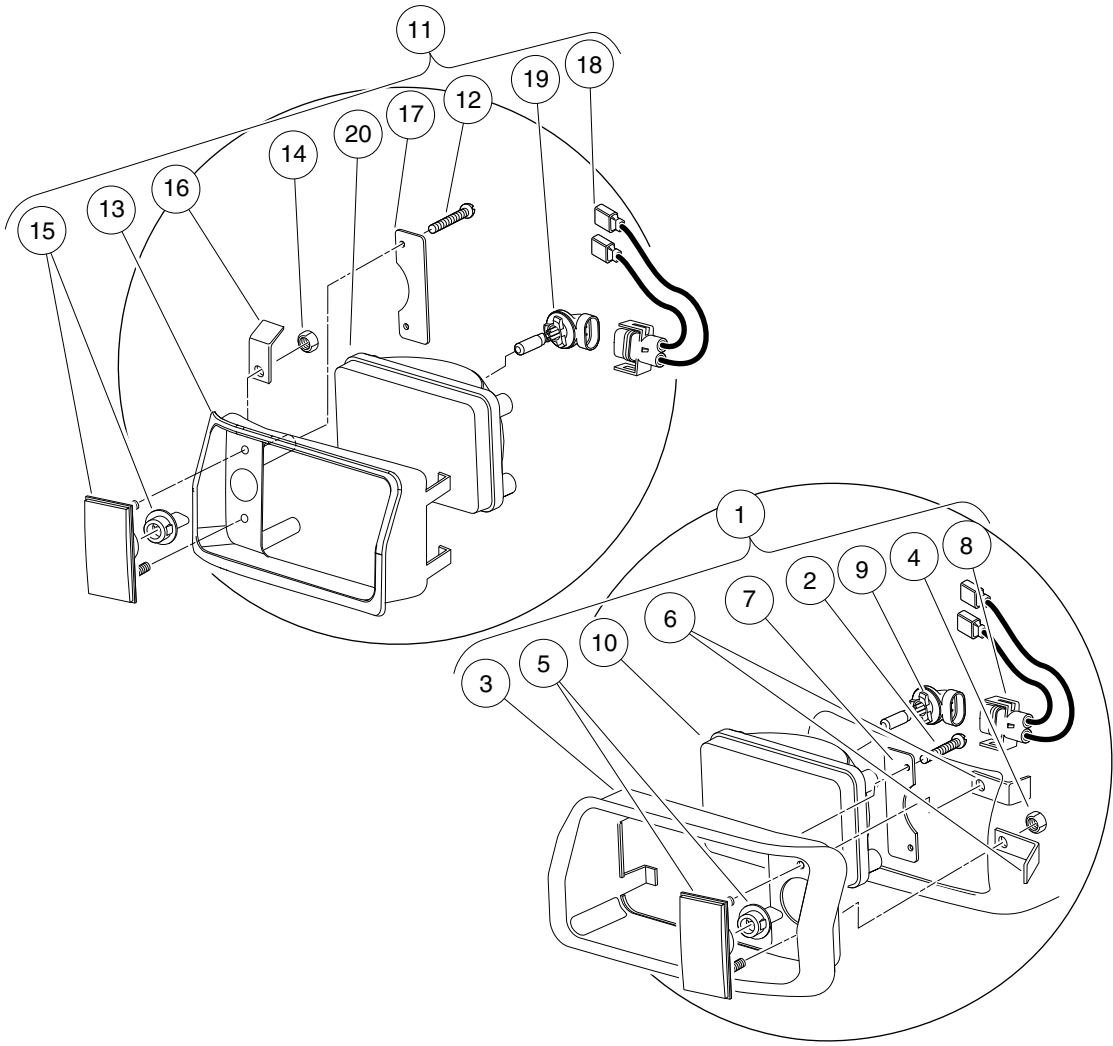
See previous two pages for illustration.

# WIRING – GASOLINE VEHICLE

ITEM	PART NO.	DESCRIPTION	QTY
1	102803001	1 2 3 4 Wire Harness, Gasoline Vehicle .....	1

6

G



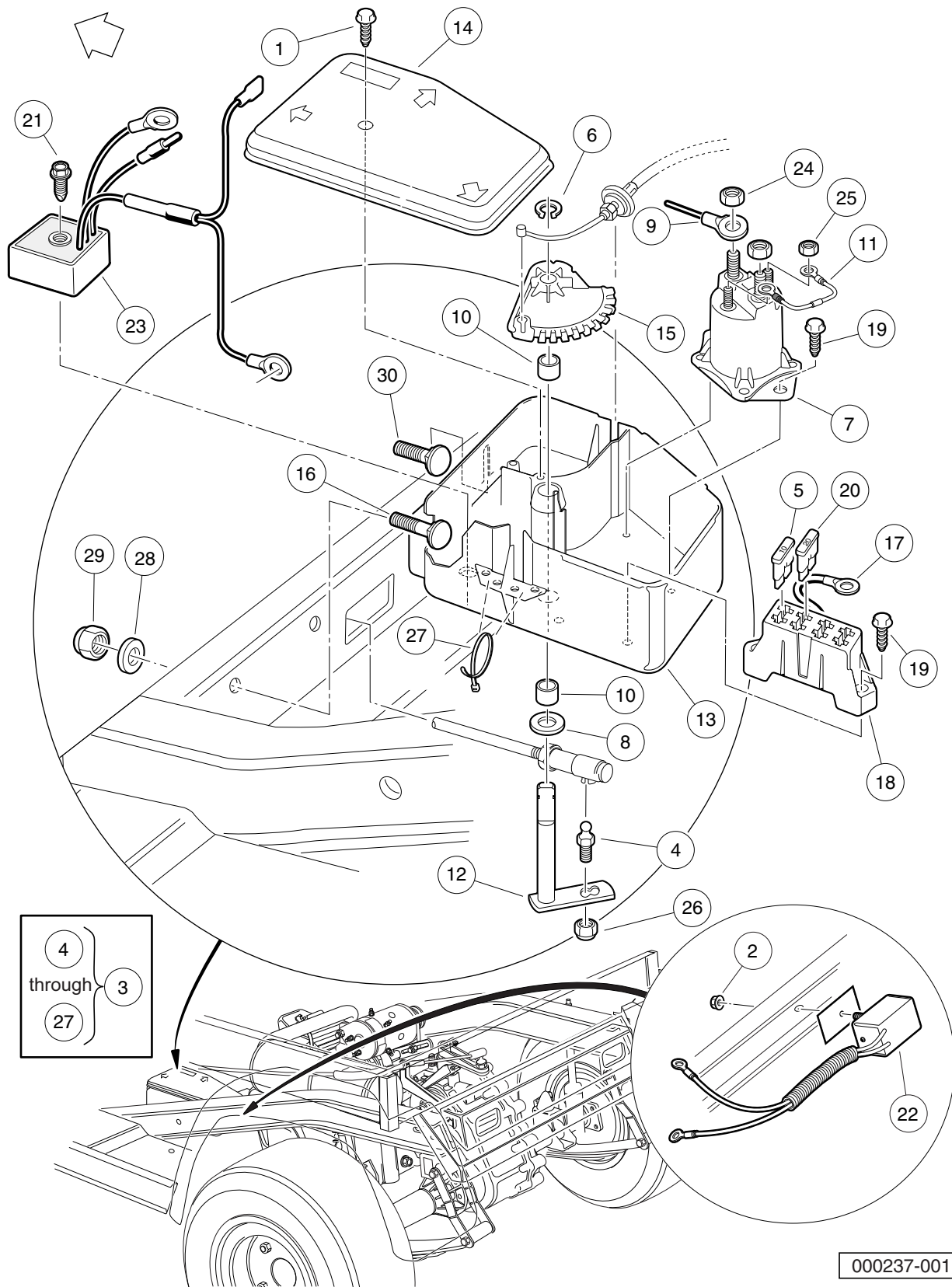
000073-001

# HEADLIGHTS

ITEM	PART NO.	DESCRIPTION	QTY
		<b>1 2 3 4</b>	
1	101988001	Headlight Assembly, Driver-Side Single Beam (includes items 2 through 10) .....	1
2	1013461	Screw, #10-16 Hex-Head Hi-Lo .....	2
3	1016880	Headlight Bezel, Left .....	1
4	1017	Nut, #10-24 Stainless-Steel Hex Machine .....	2
5	1017062	Turn Signal Lens Assy .....	1
6	1017064	Mounting Bracket .....	2
7	1017065	Retainer, Headlight .....	1
8	101987901	Connector Harness Assembly, Headlight .....	1
9	101988101	Bulb, Headlight .....	1
10	101988201	Lens, Headlight .....	1
11	101988002	Headlight Assy, Passenger-Side Single Beam (includes items 12 through 20) .....	1
12	1013461	Screw, #10-16 Hex-Head Hi-Lo .....	2
13	1016879	Headlight Bezel, Right .....	1
14	1017	Nut, #10-24 Stainless-Steel Hex Machine .....	2
15	1017062	Turn Signal Lens Assy .....	1
16	1017064	Mounting Bracket .....	2
17	1017065	Retainer, Headlight .....	1
18	101987901	Connector Harness Assembly, Headlight .....	1
19	101988101	Bulb, Headlight .....	1
20	101988201	Lens, Headlight .....	1

**6**  
**G**

**6**  
**G**

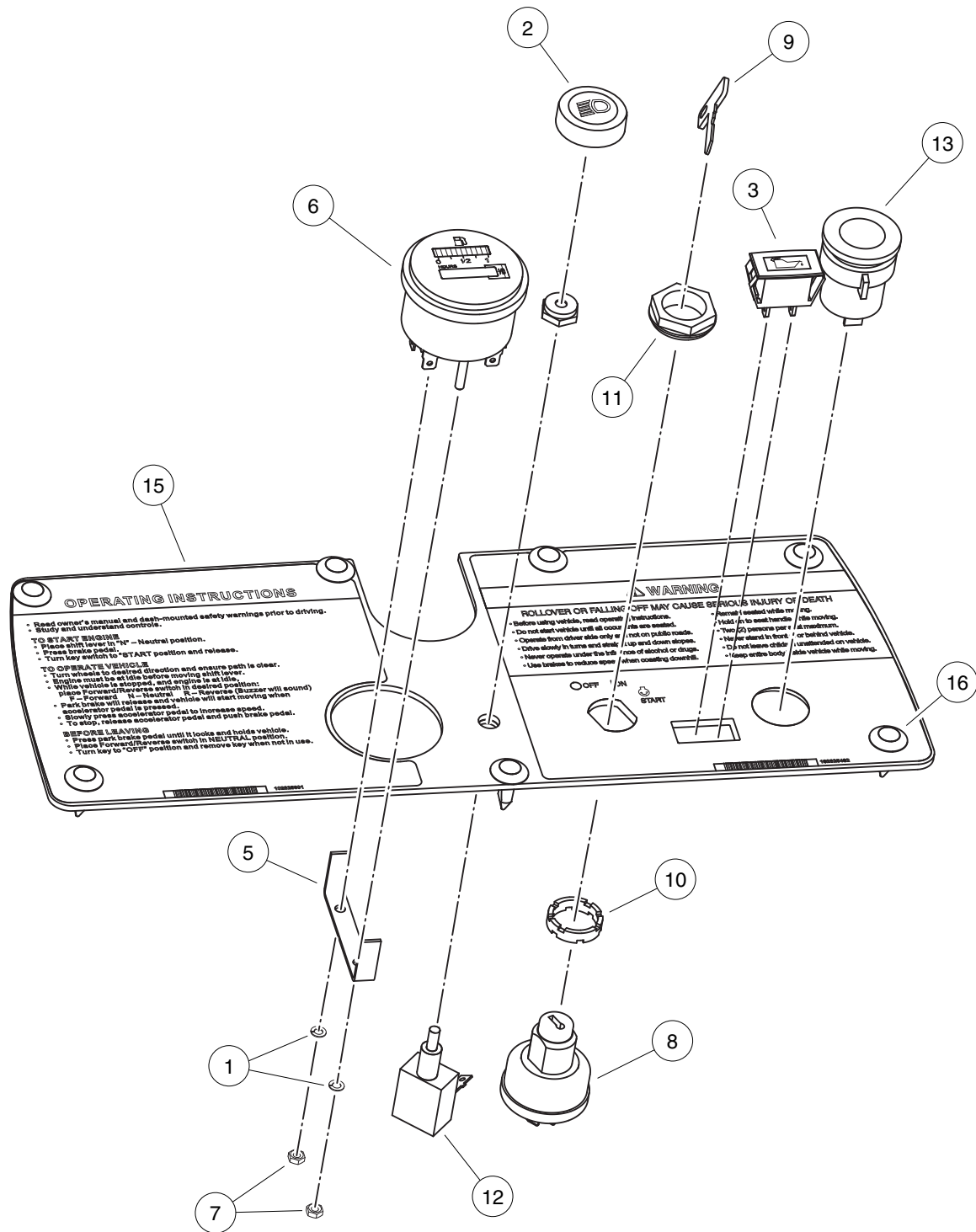


000237-001

## ELECTRICAL COMPONENT BOX – GASOLINE VEHICLE

ITEM	PART NO.	DESCRIPTION	QTY
		1 2 3 4	
1	1015752	Screw, #12-16 X 0.625 Hi-Lo .....	1
2	101963401	Locknut, 5/16-18 Hex Flange .....	1
3	N/A	Assembly, Electrical Component Box (includes items 4 through 27) .....	1
4	1010954	Stud, 1/4-28 X 0.560 Ball .....	1
5	1012295	Fuse, 10-Amp .....	1
6	1013589	Ring, 0.338" Internal Retaining .....	1
7	1013609	Solenoid, 12-Volt .....	1
8	1014065	Washer, 0.38" ID Delrin Flat .....	1
9	1014119	Wire Assembly #6 Red .....	1
10	1014145	Bushing, Secondary Weight, Split .....	2
11	1014948	Diode .....	1
12	1015345	Bell Crank and Shaft Assembly .....	1
13	1015371	Box, Electrical Component .....	1
14	1015372	Cover, Electric Box .....	1
15	1015373	Cam, Electric Box .....	1
16	1015405	Bolt, Carriage, 5/16-18 X 2.0 .....	1
17	1015737	Wire Assy, #10 Red .....	1
18	1015741	Fuse Block .....	1
19	1015752	Screw, #12-16 X 0.625 Hi-Lo .....	4
20	1016423	Fuse, 20-Amp .....	1
21	101856102	Screw, 1/4-15 X 1.50 Hi-lo Hex .....	1
22	102264001	Diode Assembly .....	1
23	102711201	Voltage Regulator .....	1
24	1242	Nut, 5/16-18 Hex .....	2
25	7893	Nut, #10-32 Hex .....	2
26	8717	Locknut, 1/4-28 Nylon Insert .....	1
27	8990	Tie Wrap, 8" Nylon .....	2
28	1241	Washer, 5/16 Type A Flat .....	2
29	7473	Locknut, 5/16-18 Nylon Insert .....	2
30	7818	Bolt, Carriage, 5/16-18 X 1.5 .....	1

**6**  
**G**



000232-001

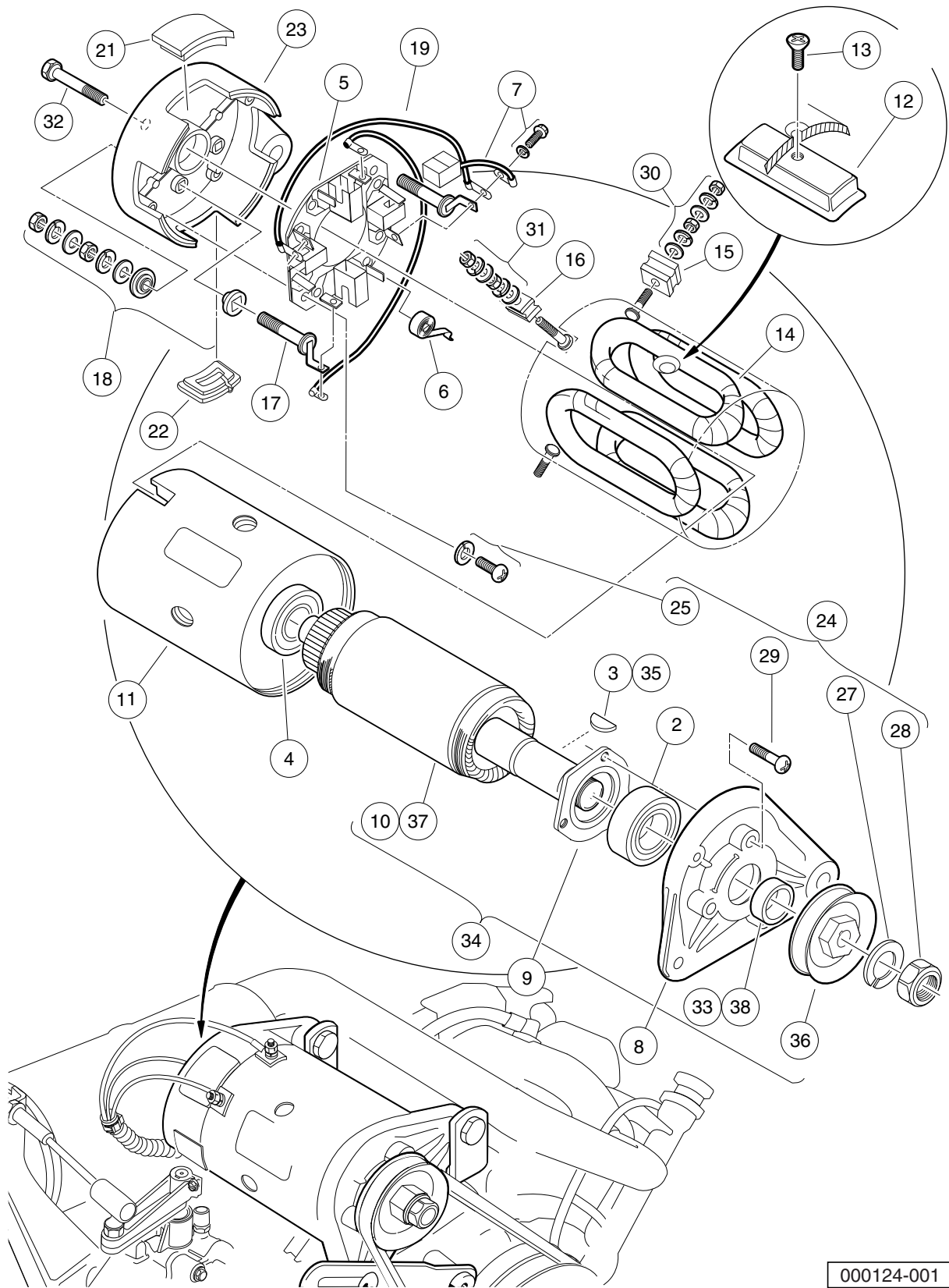


# ELECTRICAL COMPONENTS, FRONT BODY – GASOLINE VEHICLE

ITEM	PART NO.	DESCRIPTION	QTY
		<b>1 2 3 4</b>	
1	1012986	Lockwasher, M4 .....	2
2	1013857	Knob, Light Switch .....	1
3	1016630	Light, Oil .....	1
4	101990703	Gauge, Fuel/Hour, with Bracket (includes items 5 and 6) .....	1
5	102025901	Bracket, Fuel Gauge/Hour Meter .....	1
6	N/A	Gauge, Fuel/Hour .....	1
7	101991101	Nut, M4-0.7 .....	2
8	102044702	Key Switch 12v Key Start .....	1
9	102044801	Key Set .....	1
10	102051601	Spacer, Keyswitch .....	1
11	102051701	Nut, Key Switch .....	1
12	102051901	Switch, Light .....	1
13	102198001	Receptacle, Accessory .....	1
14	102804501	Panel, Instrument .....	1
15	102804502	Panel, Instrument (with 12-Volt Accessory Outlet Cutout) .....	1
16	102967901	Rivet, Removable, Tuflok 1/4" .....	7

**6**  
**G**

**6**  
**G**



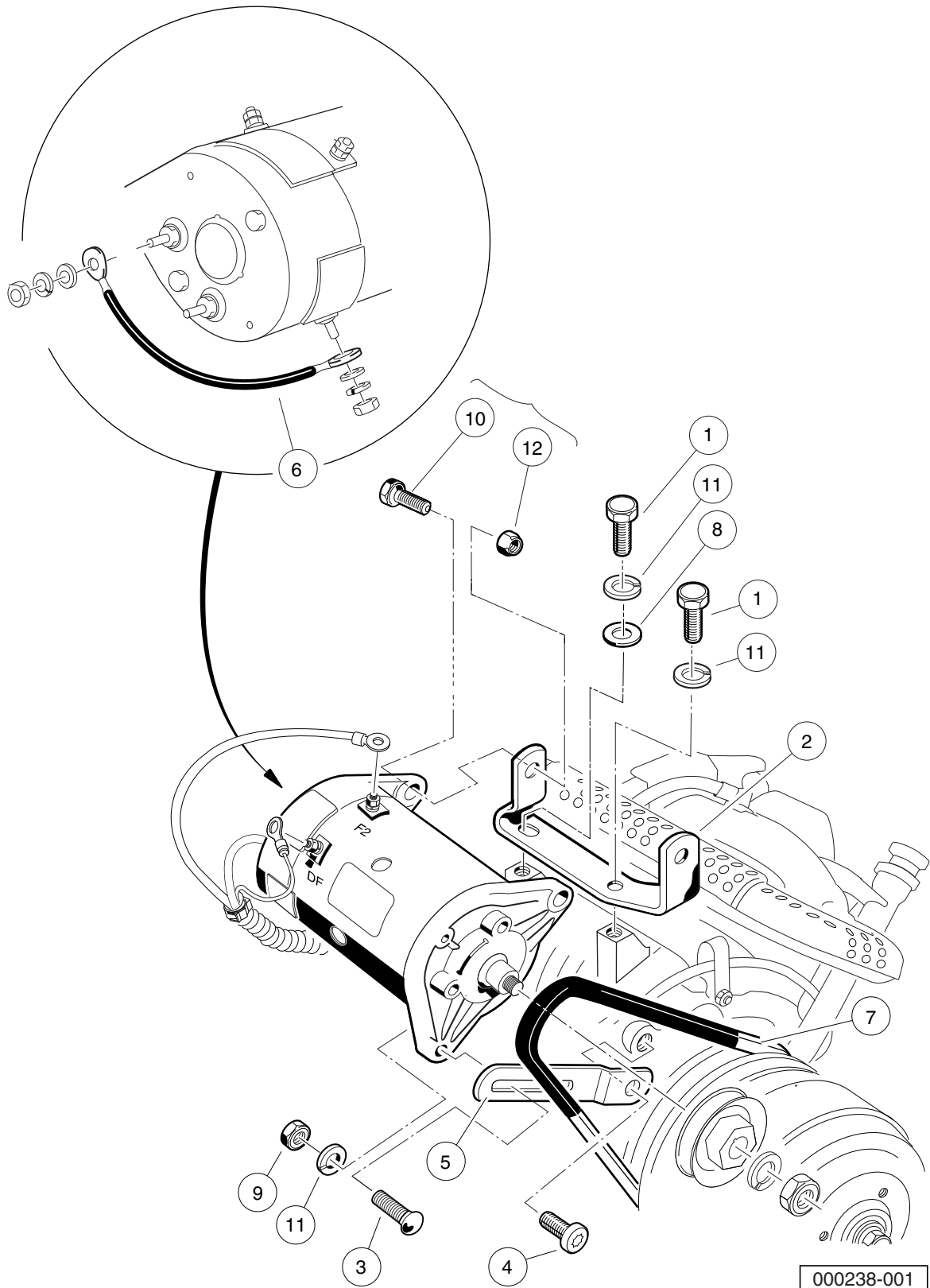
000124-001

# STARTER/GENERATOR ASSEMBLY MODEL G425419 – GASOLINE VEHICLES

ITEM	PART NO.	DESCRIPTION	QTY
		<b>1 2 3 4</b>	
1	101833701	Starter/Generator (cw) (includes items 2 through 33) .....	1
2	1013001	Bearing, Output Shaft Ball .....	1
3	1013003	Key, Starter/Generator .....	1
4	1013005	Bearing, Ball .....	1
5	101301102	Brush Holder Assembly (cw) (includes item 6) .....	1
6	101878101	Brush Spring Set .....	4
7	101869302	Brush and Screw Set (cw) .....	1
8	101874901	Front Bracket .....	1
9	101875001	Retainer .....	1
10	101875101	Armature .....	1
11	101875201	Field Coil Housing .....	1
12	101875301	Pole Set .....	1
13	101875401	Screw Set .....	1
14	101875501	Field Stator Coil Assembly .....	1
15	101875601	F Insulator Set .....	2
16	101875701	DF Insulator .....	1
17	101875802	A Connector (cw) .....	1
18	101876001	Screw and Mold Assembly .....	2
19	101876202	Brush Connector Assembly (cw) .....	2
20	101876301	Cover Set (includes items 21 and 22) .....	1
21	1012991	Brush Inspection Port Cover .....	3
22	1017653	Brush Port Cover w/Drain .....	1
23	101876402	Rear Bracket (cw) .....	1
24	101876501	Nut and Screw Set (includes items 25 through 29) .....	1
25	101896501	Brush Holder Asm Screw .....	2
26	N/A	Washer, M5 Flat .....	1
27	N/A	Washer, M14 Lock .....	1
28	N/A	Nut, Hex, M14 x 2 .....	1
29	N/A	Screw, M5 x 0.8 x 18mm .....	3
30	101877601	Nut and Washer Set .....	2
31	101877701	Nut and Washer Set .....	1
32	101879001	Through Bolt Set .....	2
33	101939901	Spacer .....	1
34	101875102	Armature Asm Conversion Kit (includes items 35 through 38) .....	1
35	1013003	Key, Starter/Generator .....	1
36	1014289	Pulley, Starter/Generator .....	1
37	101875101	Armature .....	1
38	101939901	Spacer .....	1
		Note: Item 36 will ONLY fit Model G425419 Starter/Generator.	

**6**  
**G**

**6**  
**G**



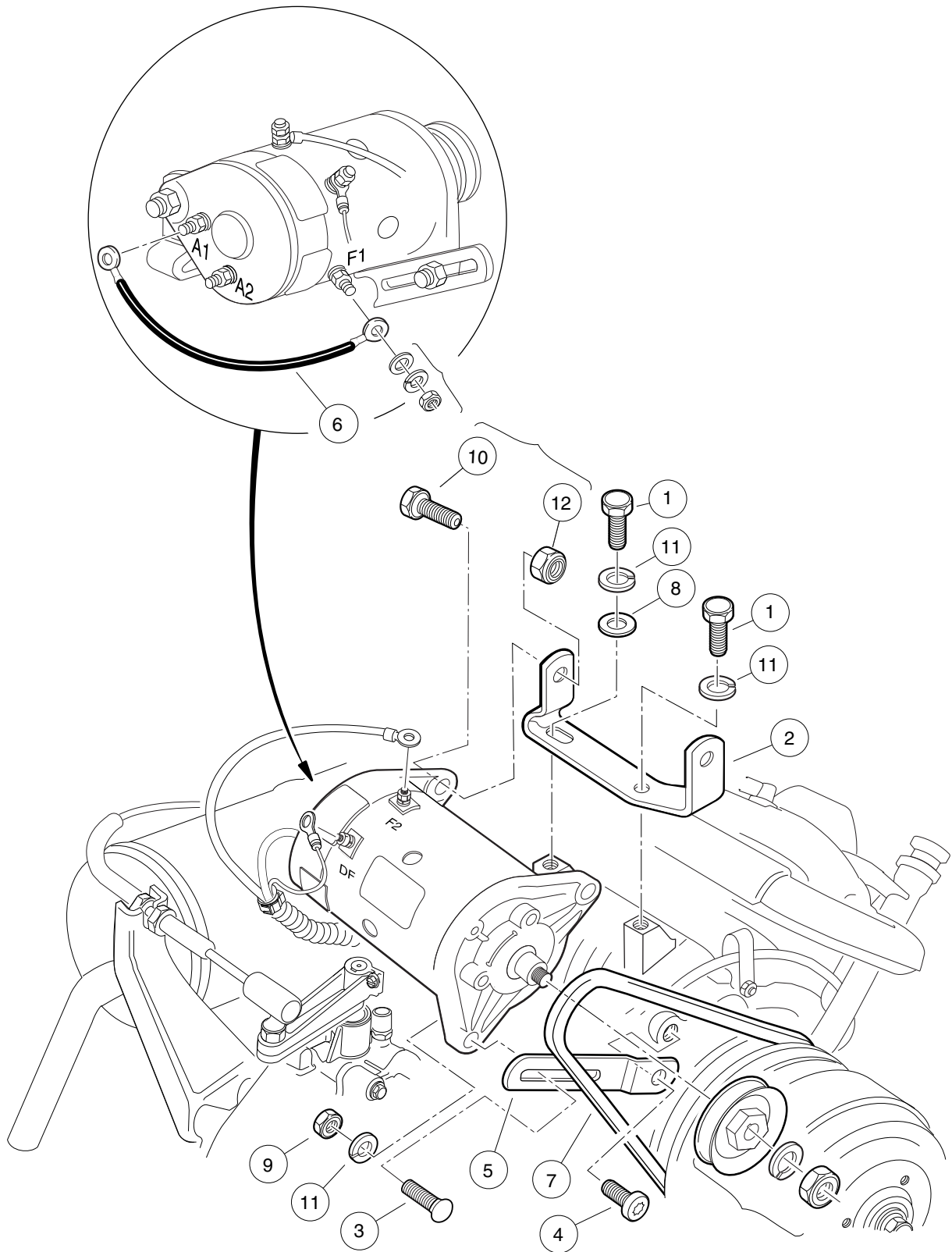
000238-001

# FE290 STARTER/GENERATOR MOUNTING – GASOLINE VEHICLE

ITEM	PART NO.	DESCRIPTION	QTY
		<b>1 2 3 4</b>	
1	1012830	Screw, M8-1.25 X 22 Hex-Head .....	2
2	101524001	Bracket, Starter/Generator Mounting (FE290) .....	1
3	1015932	Bolt, Carriage, 5/16-18 .....	1
4	1016074	Screw, M8-1.25 X 18mm Torx .....	1
5	1016883	Bracket, Starter/Generator Adjustment .....	1
6	101837301	Wire Assy, #6 Green .....	1
7	101916701	V-Belt .....	1
8	1241	Washer, 5/16 Type A Flat .....	1
9	1242	Nut, 5/16-18 Hex .....	1
10	705	Screw, Cap-hex Hd 3/8-16x1.25 .....	2
11	7174	Lockwasher, 5/16 Split .....	3
12	8754	Locknut, 3/8-16 Hex .....	2

**6**  
**G**

**6**  
**G**



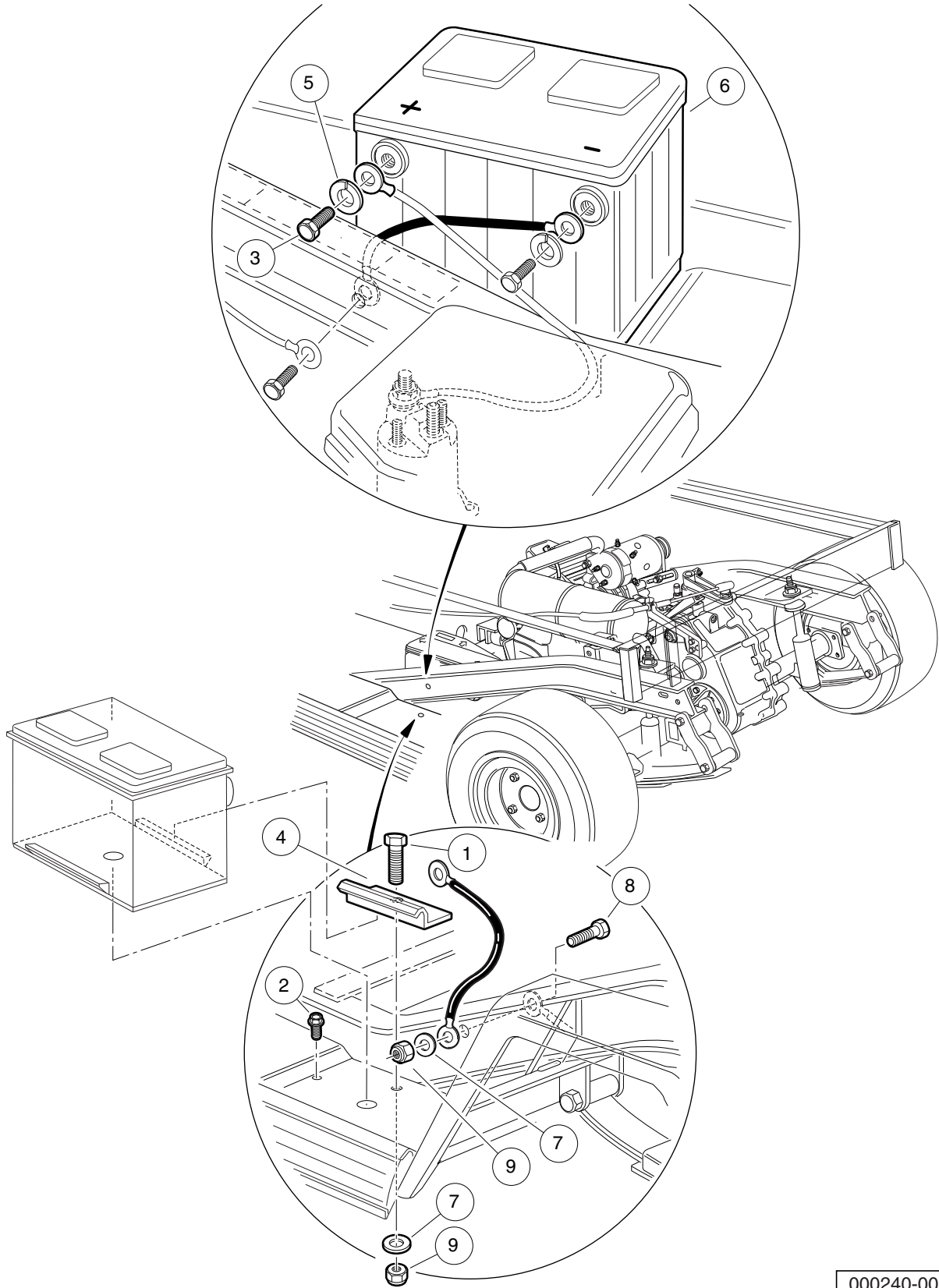
000239-001

# FE350 STARTER/GENERATOR MOUNTING – GASOLINE VEHICLES

ITEM	PART NO.	DESCRIPTION	QTY
		1 2 3 4	
1	1012830	Screw, M8-125 X 22 Hex-Head .....	2
2	101524002	Bracket, Starter/Generator Mounting .....	1
3	1015932	Bolt, Carriage, 5/16-18 .....	1
4	1016074	Screw, M8-1.25 X 18mm Torx .....	1
5	1016883	Bracket, Starter/Generator Adjustment .....	1
6	101837301	Wire Assy, #6 Green .....	1
7	101916701	V-Belt .....	1
8	1241	Washer, 5/16 Type A Flat .....	1
9	1242	Nut, 5/16-18 Hex .....	1
10	705	Screw, Cap-hex Hd 3/8-16x1.25 .....	2
11	7174	Lockwasher, 5/16 Split .....	3
12	8754	Locknut, 3/8-16 Hex .....	2

**6**  
**G**

**6**  
**G**



000240-001



## BATTERY – GASOLINE VEHICLE

ITEM	PART NO.	DESCRIPTION	QTY
		1 2 3 4	
1	1010934	Screw, 5/16-18 X 1.00 Hex Cap .....	1
2	1014288	Screw, 5/16-18 X 0.75 Thread-Forming .....	1
3	1014375	Screw, 3/8-16 X 0.50 Stainless Steel Hex-Head .....	2
4	101898001	Clamp, Battery .....	1
5	102355301	Lockwasher, #10 Split Ss .....	2
6	N/A	Battery, Start, 12v .....	1
7	1241	Washer, 5/16 Type A Flat .....	2
8	7173	Screw, 5/16-18 X 0.75 Hex-Head Cap .....	1
9	7473	Locknut, 5/16-18 Nylon Insert .....	2

6

G

6

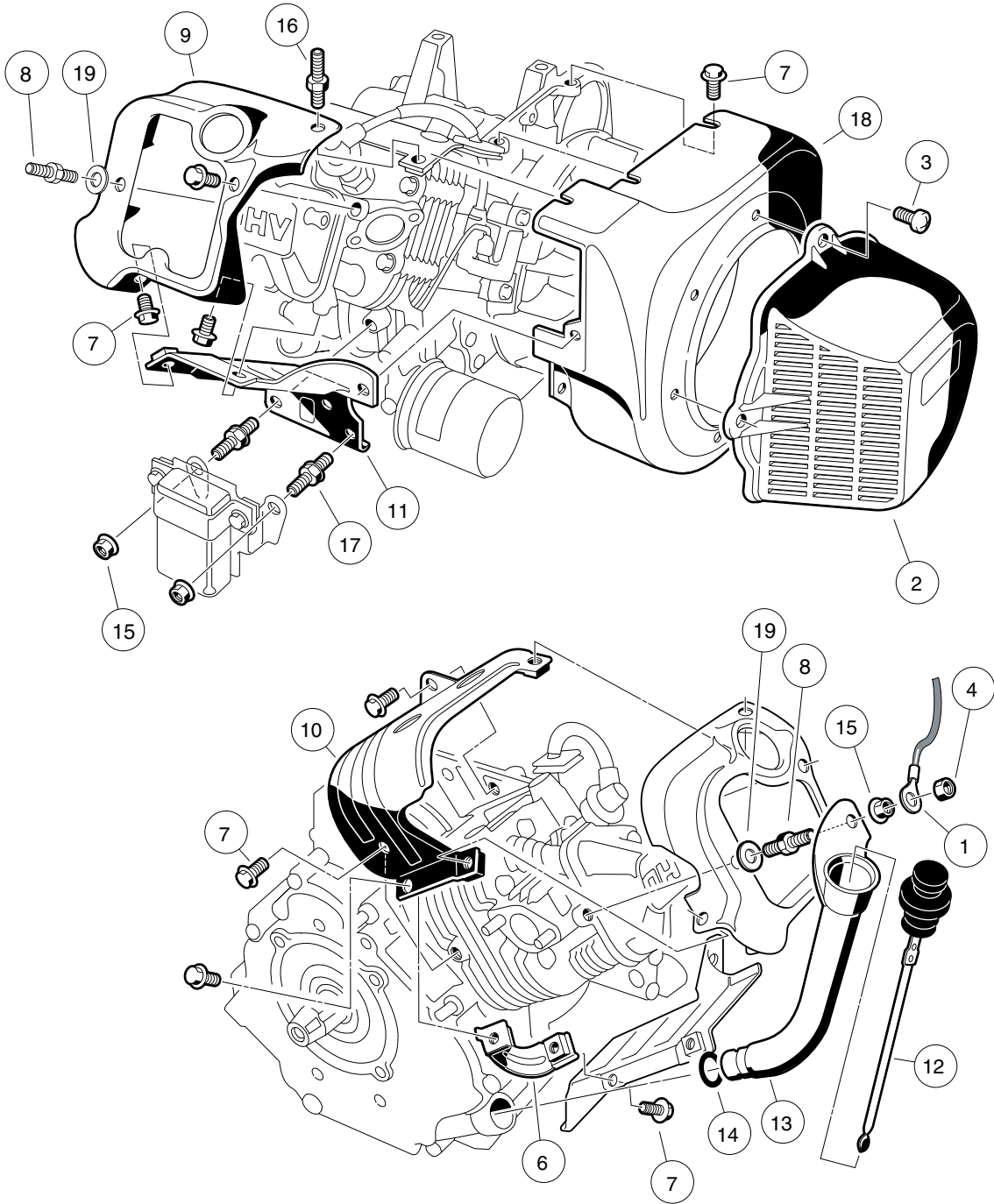
G

# FE290 ENGINE

---

7

G

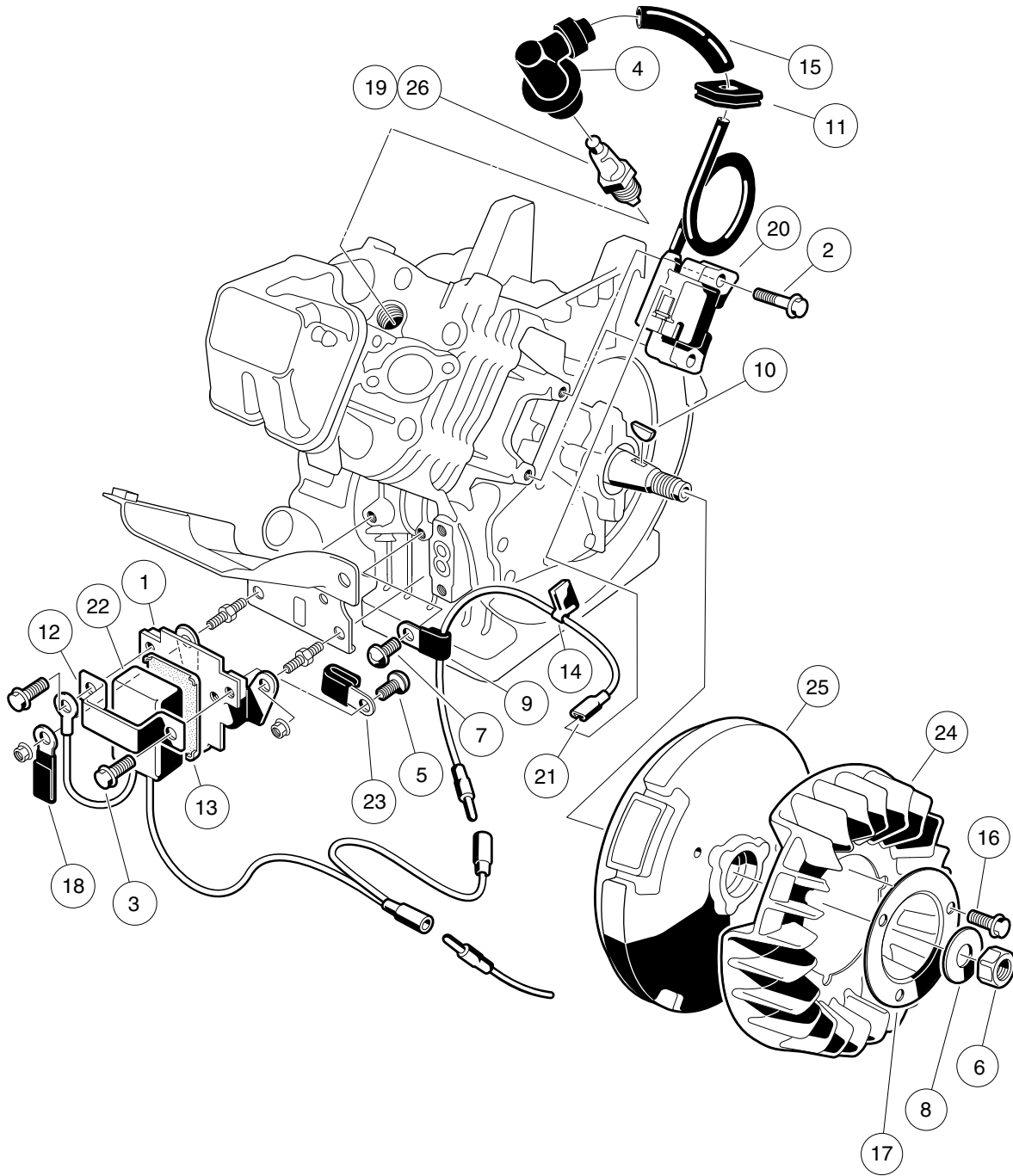


000194-001

## FE290 ENGINE – SHROUDS AND BRACKETS

ITEM	PART NO.	DESCRIPTION	QTY
		<b>1 2 3 4</b>	
1	1015332	Wire Assembly, #10, Uninsulated .....	1
2	1015649	Shroud, Fan .....	1
3	1015969	Screw, M6-1.00 X 10mm Pan Hd .....	4
4	101887601	Locknut, M6-1.00 Nylon Insert .....	1
5	101953901	Engine, FE290 (cw) * (includes items 6 through 19) .....	1
6	1016443	Bracket .....	1
7	1016456	Bolt, Flange Head, M6 x 1 x 12 mm .....	15
8	1016507	Bolt, Two-Ended .....	1
9	1016524	Shroud, Engine, FE290D .....	1
10	1016525	Shroud, Engine, FE290D .....	1
11	1016526	Shroud, Engine, FE290D .....	1
12	1016531	Dipstick .....	1
13	1016536	Tube, Oil Filler, FE290D .....	1
14	1016539	O-Ring .....	1
15	1016547	Nut, M6 Flange .....	3
16	1017221	Screw, M6-1.00 Stud .....	1
17	101909701	Stud, M6-1.00, Two-Ended .....	2
18	101915601	Housing, FE290 Fan .....	1
19	N/A	Washer, 6 mm Flat .....	1
		 * Note: FE290 engine component listings span several pages.	

**7**  
**G**

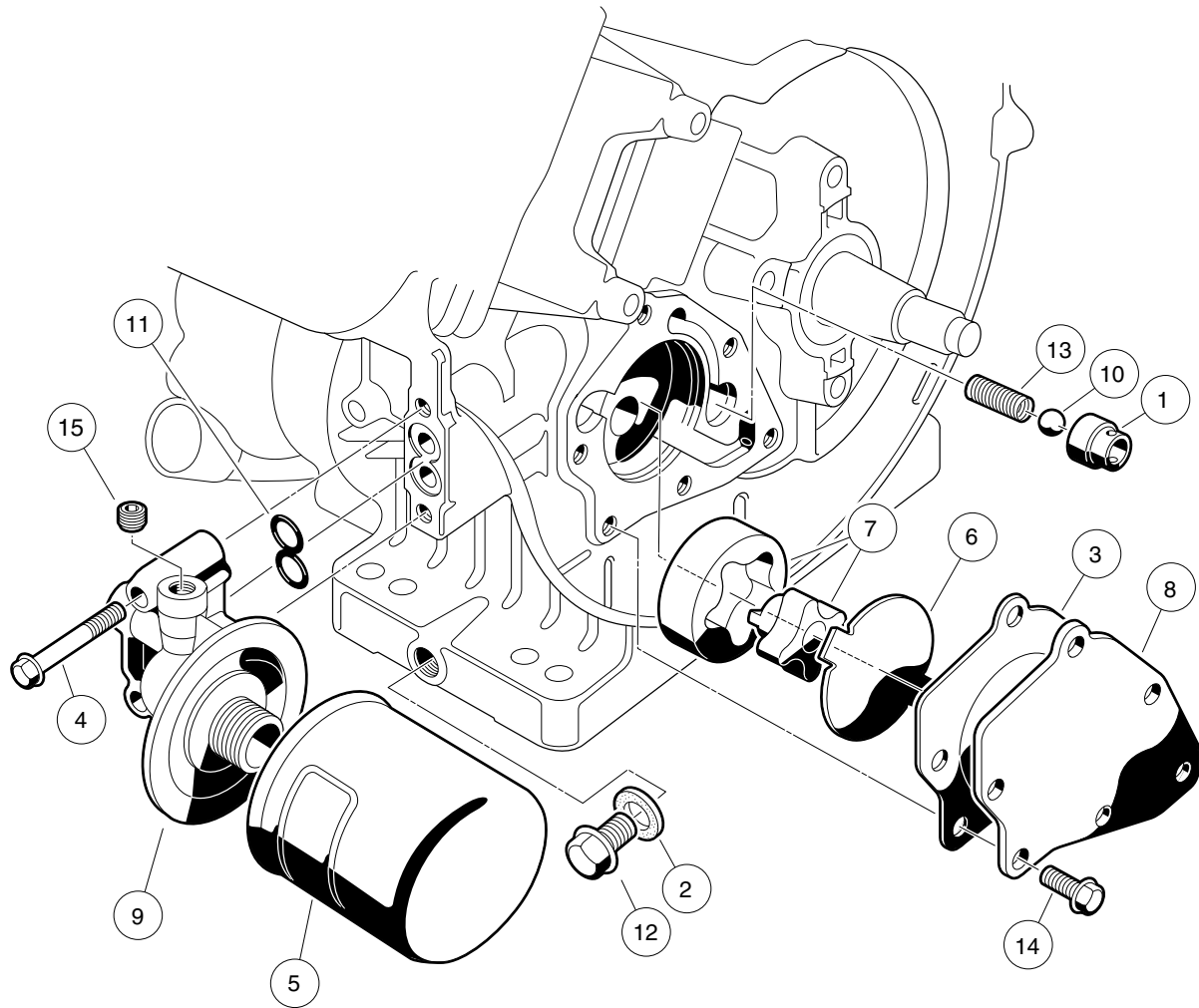


000195-001

# FE290 ENGINE – IGNITION COMPONENTS AND FLYWHEEL

ITEM	PART NO.	DESCRIPTION	QTY
		1 2 3 4	
1	1016445	Bracket, RPM Limiter .....	1
2	1016455	Bolt, Flange Head .....	2
3	1016456	Bolt, Flange Head, M6 x 1 x 12 mm .....	2
4	1016493	Cap, Spark Plug .....	1
5	1016497	Screw, Pan WP Cross .....	1
6	1016505	Nut, Hex, Fine .....	1
7	1016544	Screw .....	1
8	1016548	Washer, M16 Flat .....	1
9	1016561	Clamp .....	1
10	1016562	Key .....	1
11	1016578	Ignition, Grommet .....	1
12	1016579	Band, RPM Limiter Mount .....	1
13	1016586	Damper, RPM Limiter .....	1
14	1016587	Clamp .....	1
15	1016588	Tube, 7mm X 10mm X 70mm .....	1
16	1017448	Bolt, Flanged .....	3
17	1017455	Plate, Flywheel Fan .....	1
18	1017468	Clamp .....	1
19	101881101	Spark Plug, OHV (Autolite) .....	1
20	101909201	Coil, Ignition .....	1
21	101909301	Lead Wire Assy .....	1
22	101909401	Limiter, RPM .....	1
23	101909501	Clamp, Steel .....	1
24	101915801	Fan, FE290 (cw) .....	1
25	101929301	Flywheel, Complete .....	1
26	AM10724	Spark Plug, OHV (NGK) .....	1

7  
G



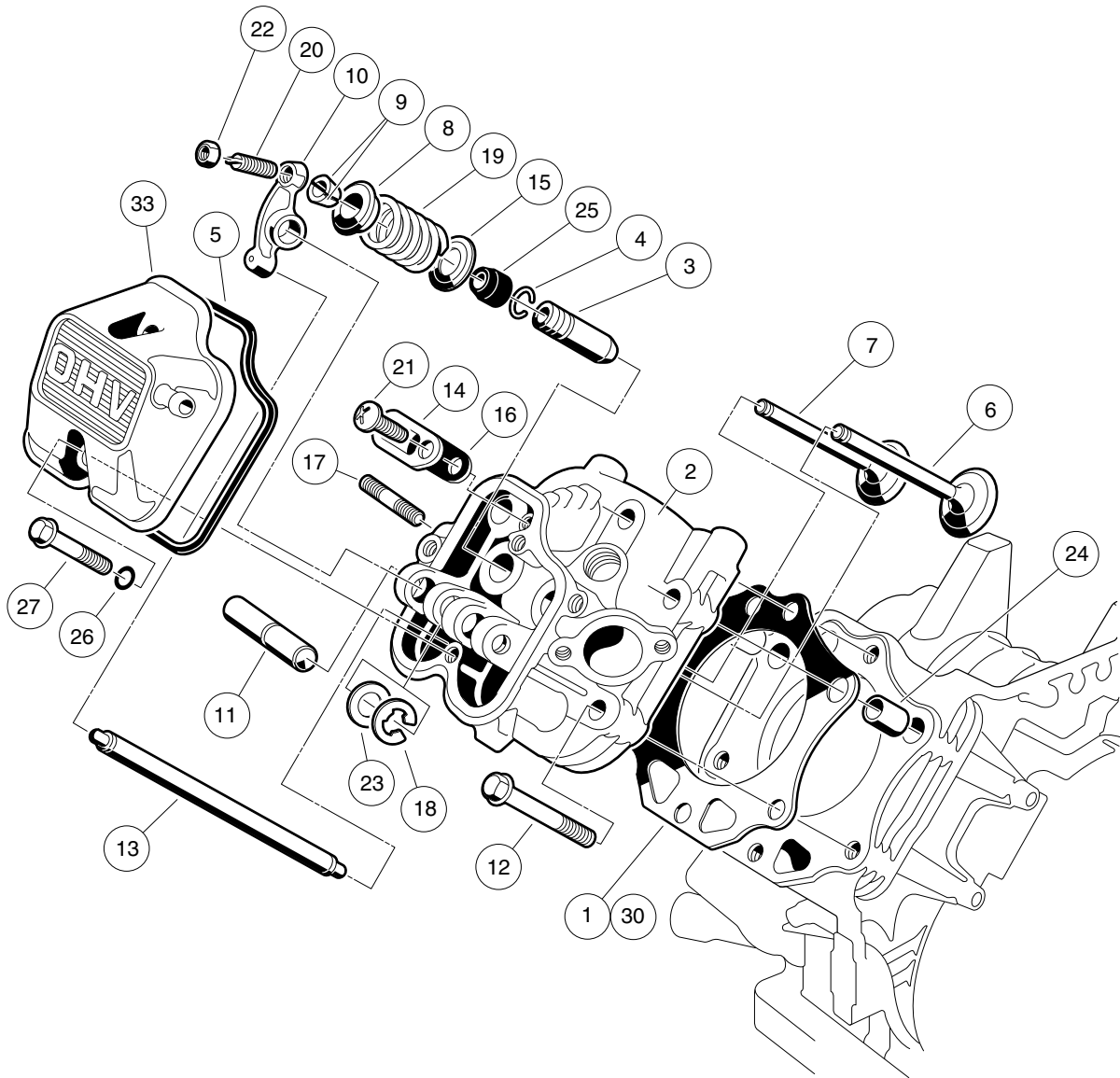
000196-001



## FE290 ENGINE – OIL CIRCULATION

ITEM	PART NO.	DESCRIPTION	QTY
		1 2 3 4	
1	1016429	Seat, Value Oil Press Relief .....	1
2	1016432	Gasket, Drain Plug .....	1
3	1016435	Gasket, Oil Pump .....	1
4	1016457	Bolt, Flange Head .....	2
5	1016467	Filter, Oil .....	1
6	1016473	Plate, Oil Pump .....	1
7	101648203	Oil Pump And Rotor .....	1
8	1016484	Cover, Pump .....	1
9	1016502	Bracket, Oil Filter Mount .....	1
10	1016537	Ball, Steel, Press, Relief .....	1
11	1016570	O-Ring .....	1
12	1016576	Plug, Drain .....	1
13	1016581	Spring .....	1
14	1017456	Bolt, Flanged .....	6
15	1017507	Plug .....	2

7  
G



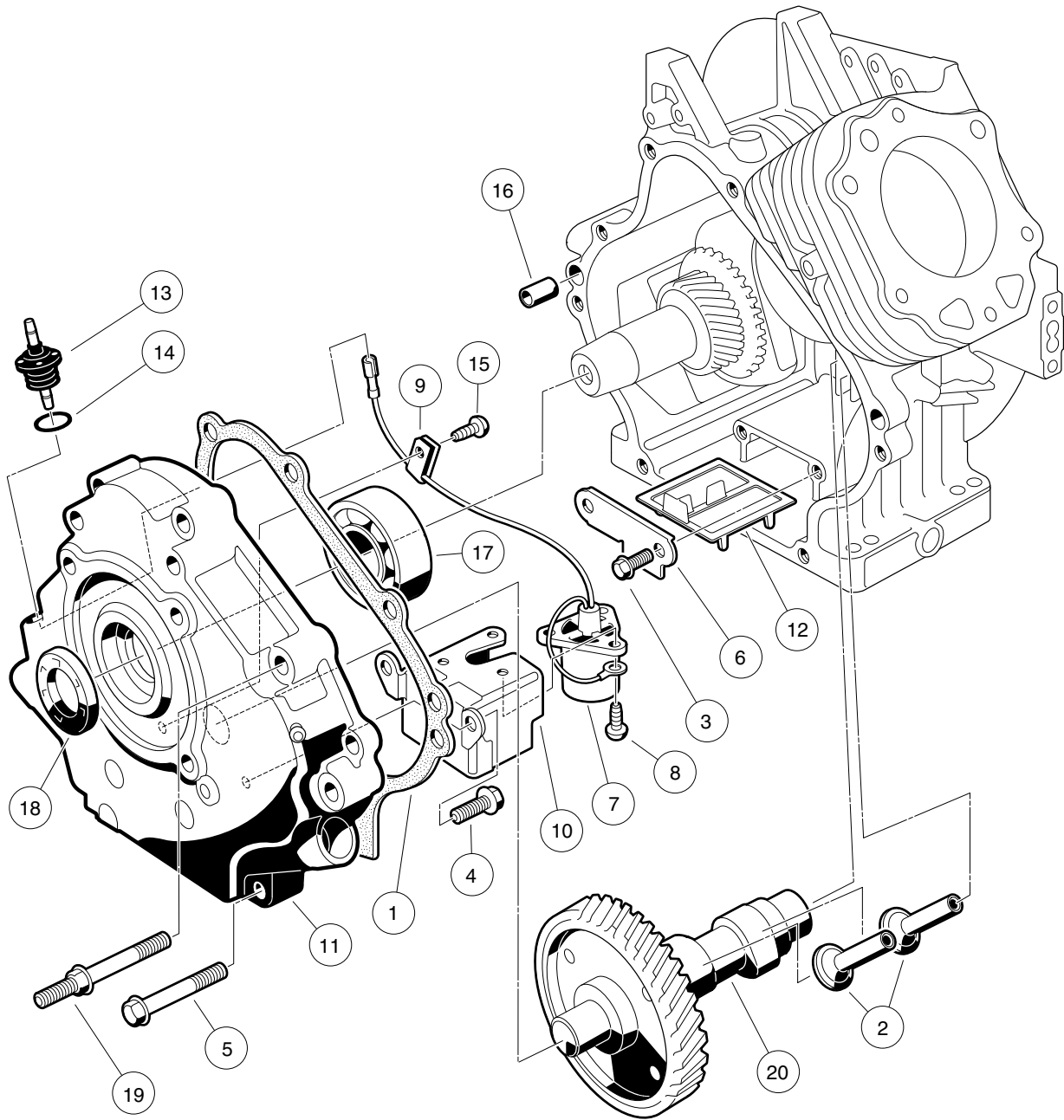
000197-001

## FE290 ENGINE – CYLINDER HEAD

ITEM	PART NO.	DESCRIPTION	QTY
		<b>1 2 3 4</b>	
1	1016430	Gasket, Head, FE290 .....	1
2	1016431	Head Assembly, FE290 Cylinder (includes items 3 and 4) .....	1
3	1016519	Guide, Valve .....	2
4	1016560	Snap Ring .....	2
5	1016436	Gasket, Rocker Case .....	1
6	1016447	Valve, Intake .....	1
7	1016448	Valve, Exhaust .....	1
8	1016449	Retainer, Valve Spring .....	2
9	1016450	Collet .....	4
10	1016451	Arm, Rocker .....	2
11	1016452	Shaft, Rocker .....	1
12	1016458	Bolt, Flange Head, M8 x 1.25 x 45 mm .....	6
13	1016471	Rod, Push .....	2
14	1016474	Plate .....	1
15	1016479	Seat, Spring .....	2
16	1016483	Valve .....	1
17	1016489	Stud, Two-Ended, M8-1.25 .....	2
18	1016517	Circlip, Type-E .....	1
19	1016523	Spring, Engine Valve .....	2
20	1016542	Screw .....	2
21	1016544	Screw .....	1
22	1016545	Nut .....	2
23	1016549	Washer, 12.1x19x1.8 .....	1
24	1016563	Pin .....	2
25	1016566	Seal, Oil .....	2
26	1016569	O-Ring .....	2
27	1016583	Bolt, 6x35 .....	2
28	102304701	Kit, Gasket, FE290 (includes items 29 through 32) .....	1
29	1015330	Gasket, Exhaust .....	1
30	1016430	Gasket, Head, FE290 .....	1
31	1016440	Gasket, Engine to Insulator .....	1
32	1016446	Gasket, Crankcase Cover .....	1
33	102753401	Case, Rocker .....	1

**7**

**G**



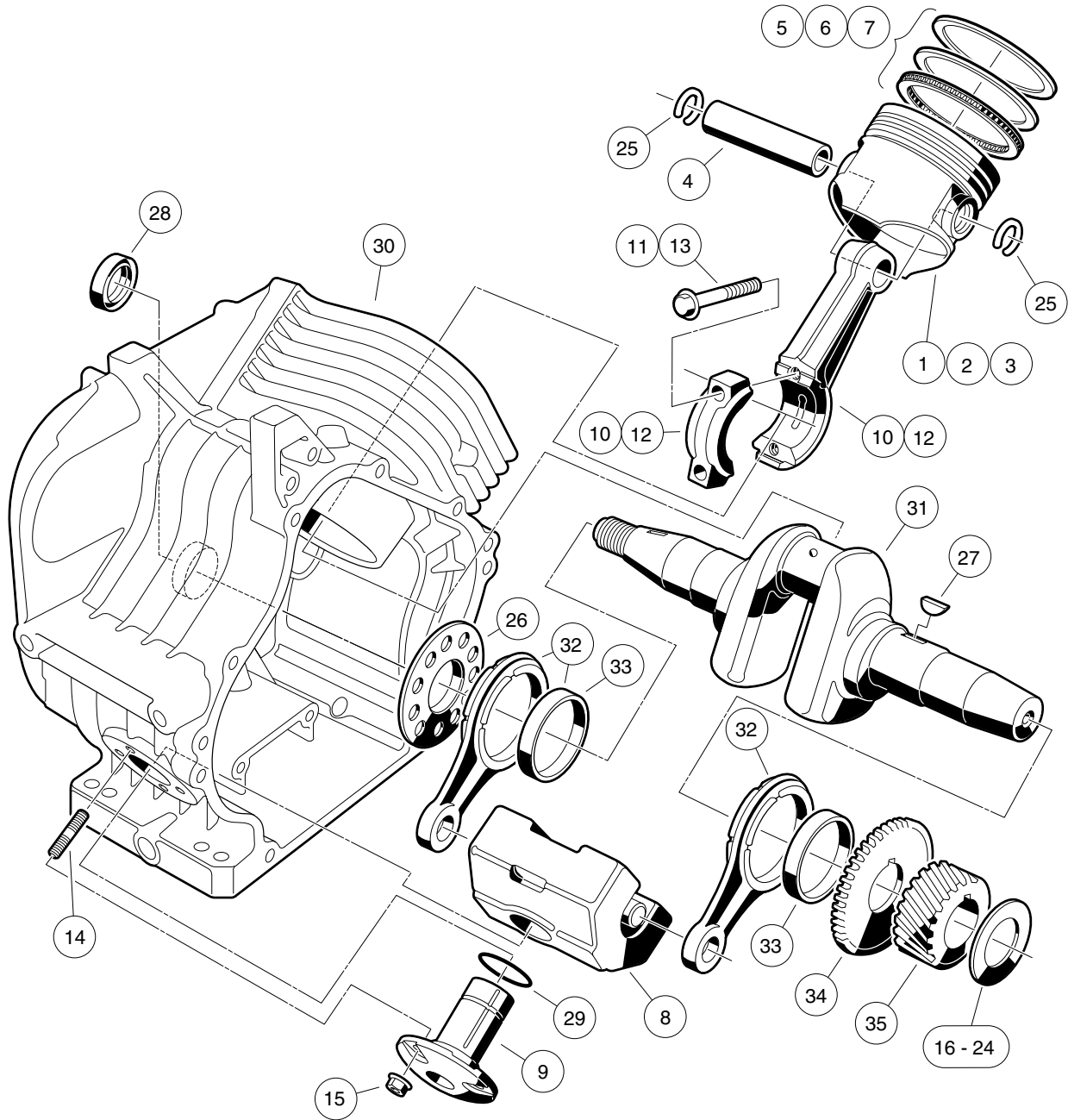
000198-001

# FE290 ENGINE – CRANKCASE, CAMSHAFT, AND OIL SENSOR

ITEM	PART NO.	DESCRIPTION	QTY
		1 2 3 4	
1	1016446	Gasket, Crankcase Cover .....	1
2	1016453	Tappet .....	2
3	1016454	Bolt, Flange Head, M5 x 0.8 x 8 mm .....	2
4	1016456	Bolt, Flange Head, M6 x 1 x 12 mm .....	2
5	1016458	Bolt, Flange Head, M8 x 1.25 x 45 mm .....	6
6	1016472	Plate, Oil Filter Screen .....	1
7	1016494	Sensor, Oil Level .....	1
8	1016496	Screw, Cross Pan-Head, M4 x 0.7 x 8 mm .....	3
9	1016506	Clamp .....	1
10	1016510	Bracket, Switch, Oil Level .....	1
11	1016520	Cover, Crankcase .....	1
12	1016521	Screen, Oil Filter .....	1
13	1016535	Connector, Cord .....	1
14	1016538	O-Ring .....	1
15	1016544	Screw .....	1
16	1016564	Pin .....	2
17	1016565	Bearing, Ball .....	1
18	1016567	Seal, Crankshaft .....	1
19	1016584	Bolt, Two-Ended, M8 x 1.25 x 69 mm .....	2
20	101915401	Camshaft Complete, FE290 .....	1

7

G



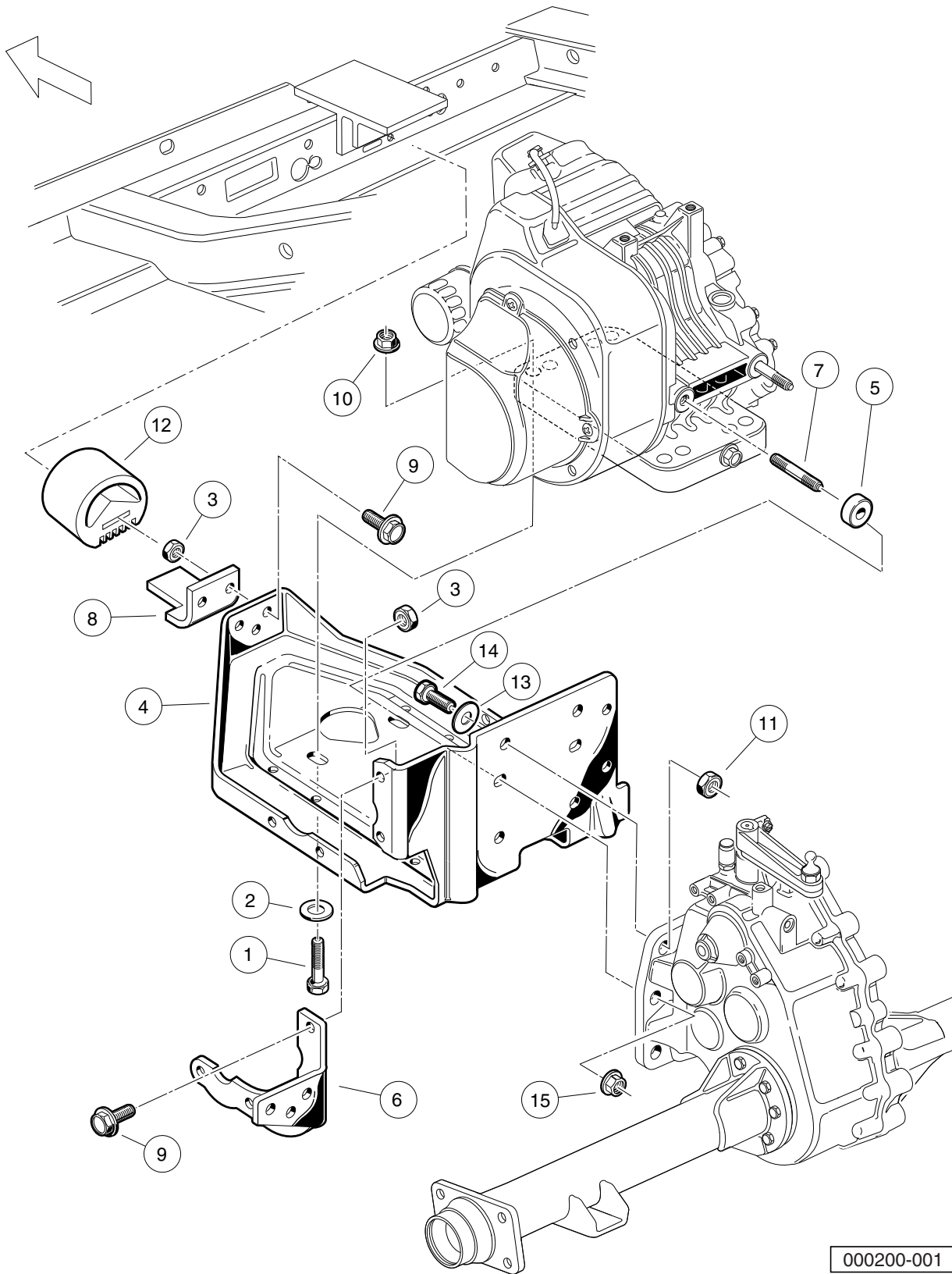
000199-001

## FE290 ENGINE – CRANKCASE AND CRANKSHAFT

ITEM	PART NO.	DESCRIPTION	QTY
		1 2 3 4	
1	101645901	Piston .....	1
2	101645902	Piston, Engine 0.25 mm Over .....	1
3	101645903	Piston, Engine 0.50 mm Over .....	1
4	1016460	Pin, Piston .....	1
5	101646101	Ring Set, Piston .....	1
6	101646102	Ring Set, Piston 0.25 mm Over .....	1
7	101646103	Ring Set, Piston 0.50 mm Over .....	1
8	1016469	Weight, Counterbalance .....	1
9	1016470	Shaft, Guide, Counterbalance .....	1
10	101647501	Rod Assembly (includes item 11) .....	1
11	1016509	Bolt .....	2
12	101647502	Rod Assembly, Connecting 0.50 mm Under (includes item 13) .....	1
13	1016509	Bolt .....	2
14	1016541	Stud, 6x14 .....	4
15	1016547	Nut, M6 Flange .....	4
16	101655001	Shim, Crankshaft T=1.13 .....	1
17	101655002	Shim, Crankshaft T=1.18 .....	1
18	101655003	Shim, Crankshaft T=1.23 .....	1
19	101655004	Shim, Crankshaft T=1.28 .....	1
20	101655005	Shim, Crankshaft T=1.33 .....	1
21	101655006	Shim, Crankshaft T=1.38 .....	1
22	101655007	Shim, Crankshaft T=1.43 .....	1
23	101655008	Shim, Crankshaft T=1.48 .....	1
24	101655009	Shim, Crankshaft T=1.53 .....	1
25	1016558	Ring, Snap .....	2
26	1016559	Spacer .....	1
27	1016562	Key .....	1
28	1016568	Seal, Oil .....	1
29	1016571	O-Ring .....	1
30	101915501	Crankcase Complete, FE290 (cw) .....	1
31	101922301	Crankshaft, FE290 Left-Hand Thread (includes items 32 through 35) .....	1
32	1016516	Rod (includes item 33) .....	2
33	1016580	Bearing, Plane .....	1
34	1016532	Gear, Spur .....	1
35	1016533	Gear, Helical .....	1

**7**  
**G**

**7**  
**G**



000200-001



# FE290 ENGINE MOUNTING

ITEM	PART NO.	DESCRIPTION	QTY
		1 2 3 4	
1	1010577	Bolt, Hex-Head, 5/16-18 X 1.50 .....	4
2	1012571	Washer, 5/16 Extra Thick Flat .....	4
3	1013924	Nut, 5/16-24 Hex Head Cone .....	6
4	101827101	Plate, Engine Mounting .....	1
5	101832101	Spacer, Powdered Metal .....	2
6	101832701	Stiffener (Flywheel Side) .....	1
7	101833201	Stud, M8-1.25 X 60mm Two-Ended .....	2
8	101834601	Snubber Bracket .....	1
9	101884801	Screw, 5/16-24 X 0.875 Grade-8 .....	6
10	101963401	Locknut, 5/16-18 Hex Flange .....	4
11	102065901	Locknut, 3/8-16 Flanged Dimple .....	4
12	102540301	Inner Frame Snubber .....	1
13	334	Washer, 3/8 Type A Flat .....	4
14	705	Screw, Cap-hex Hd 3/8-16x1.25 .....	4
15	96704416	Nut Flg, M8 X 1.25 Serrated .....	2

7

G

7

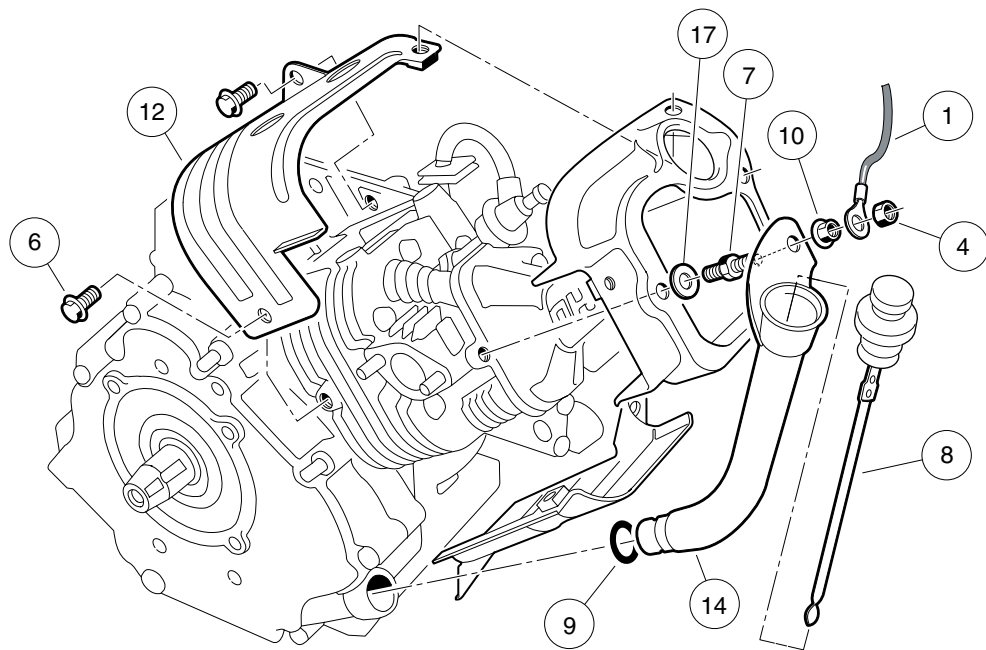
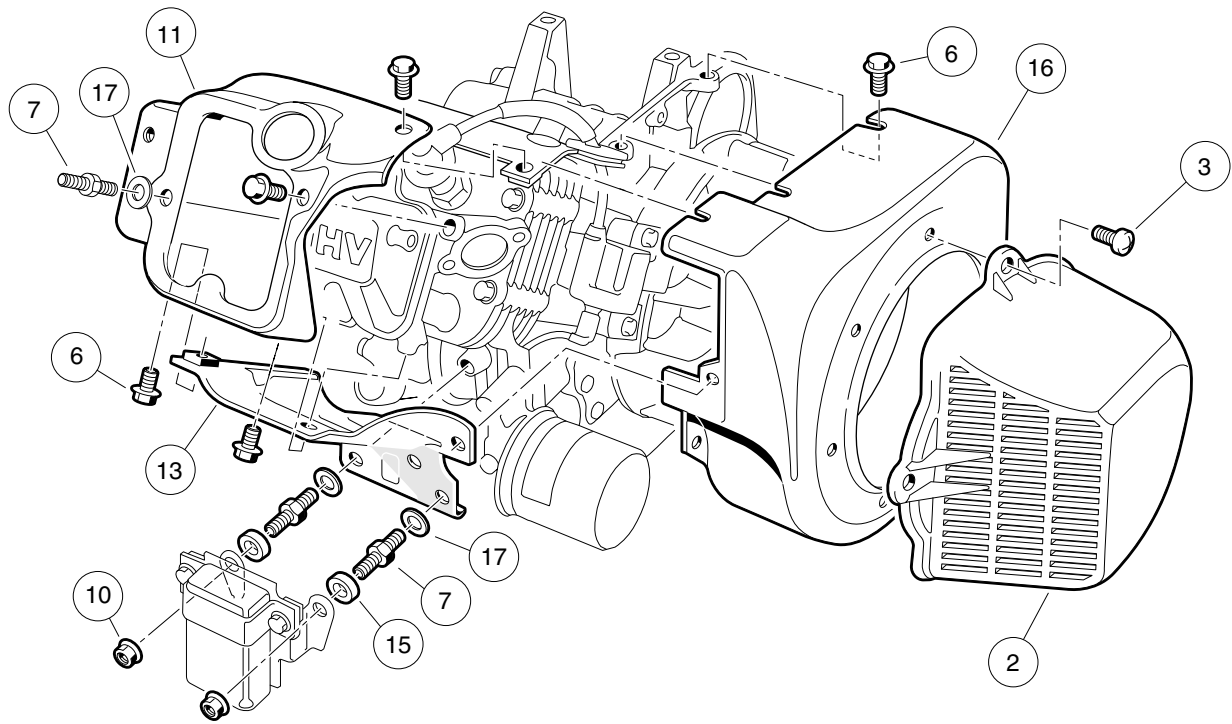
G

# AS11 FE350 ENGINE

---

8

G



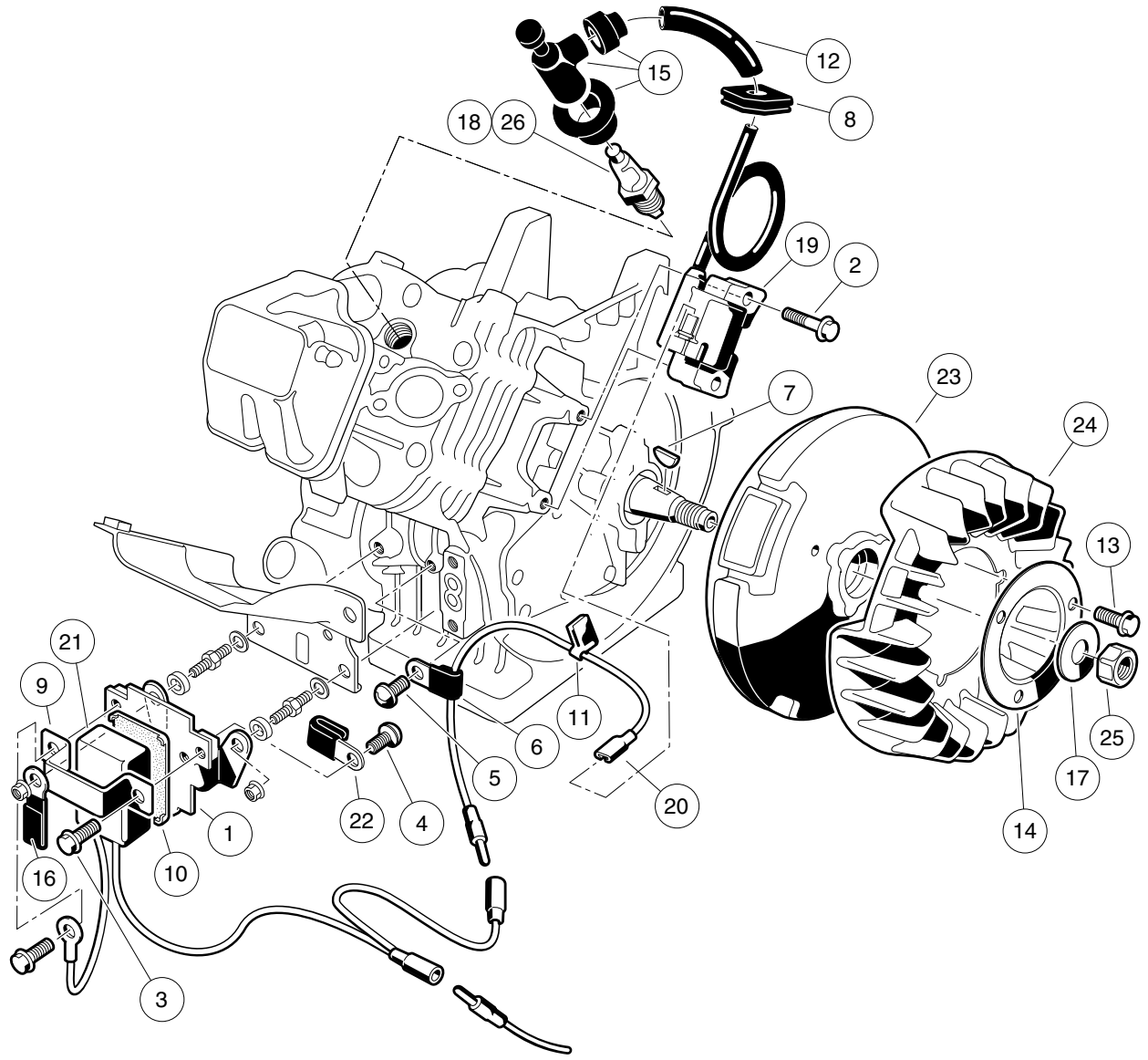
000201-001

## AS11 FE350 ENGINE WITHOUT ACR (AUTOMATIC COMPRESSION RELEASE) – SHROUDS AND BRACKETS

ITEM	PART NO.	DESCRIPTION	QTY
		1 2 3 4	
1	1015332	Wire Assembly, #10, Uninsulated .....	1
2	1015649	Shroud, Fan .....	1
3	1015969	Screw, M6-1.00 X 10mm Pan Hd .....	4
4	101887601	Locknut, M6-1.00 Nylon Insert .....	1
5	101953802	Engine, FE350 (cw) without ACR * (includes items 6 through 17) .....	1
6	1016456	Bolt, Flange Head, M6 x 1 x 12 mm .....	14
7	1016507	Bolt, Two-Ended .....	3
8	1016531	Dipstick .....	1
9	1016539	O-Ring .....	1
10	1016547	Nut, M6 Flange .....	3
11	1017474	Shroud, Engine .....	1
12	1017475	Shroud, Engine .....	1
13	1017476	Shroud, Engine .....	1
14	1017486	Tube, Oil Filler .....	1
15	1017500	Spacer 6.50 X 12 X 5.5 .....	2
16	101916101	Housing, FE350 Fan .....	1
17	N/A	Washer, 6mm Flat .....	3
* Note: FE350 engine component listings span several pages.			

**8**

**G**

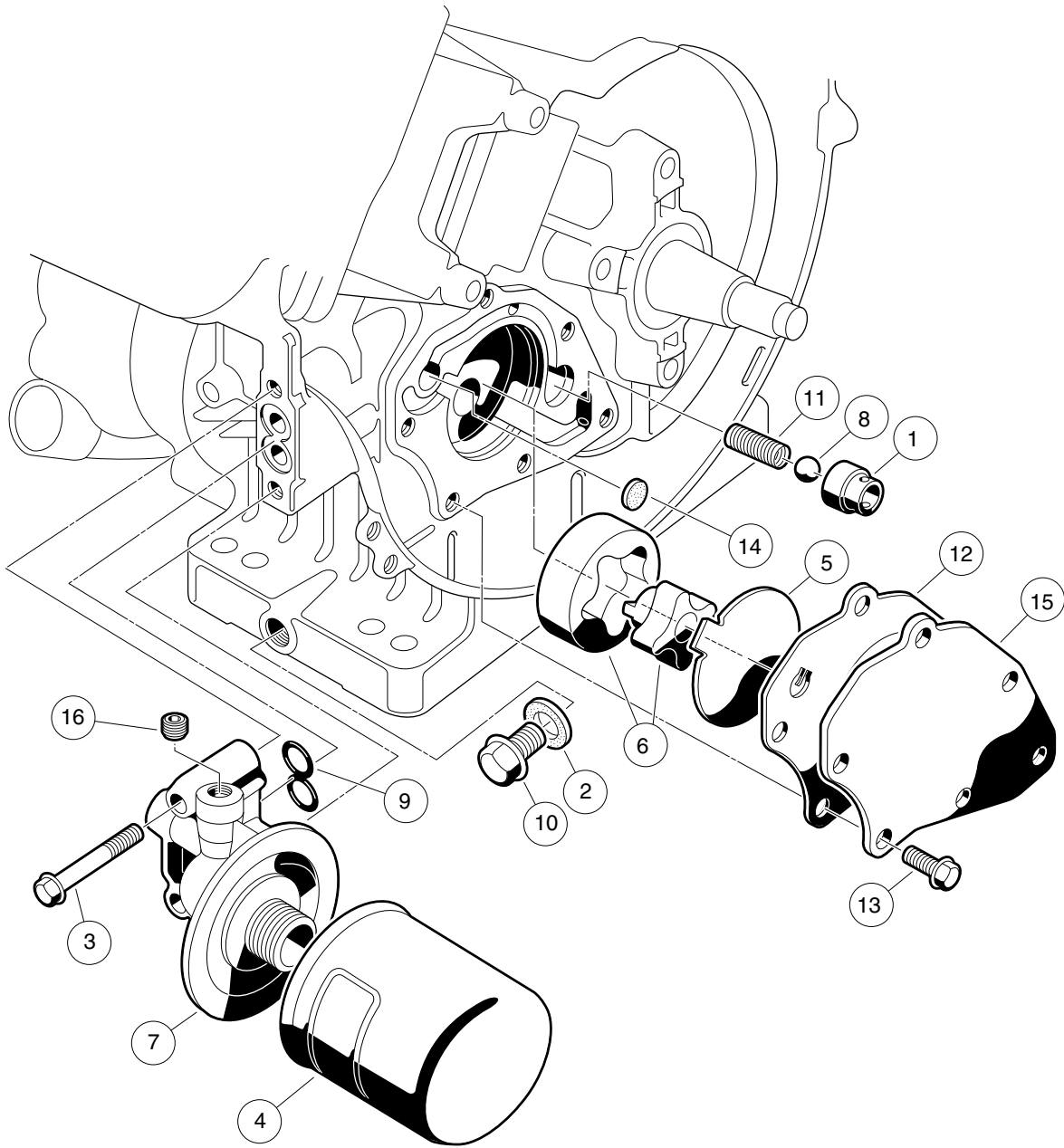


000202-001

# AS11 FE350 ENGINE – IGNITION COMPONENTS AND FLYWHEEL

ITEM	PART NO.	DESCRIPTION	QTY
		<b>1 2 3 4</b>	
1	1016445	Bracket, RPM Limiter .....	1
2	1016455	Bolt, Flange Head .....	2
3	1016456	Bolt, Flange Head, M6 x 1 x 12 mm .....	2
4	1016497	Screw, Pan WP Cross .....	1
5	1016544	Screw .....	1
6	1016561	Clamp .....	1
7	1016562	Key .....	1
8	1016578	Ignition, Grommet .....	1
9	1016579	Band, RPM Limiter Mount .....	1
10	1016586	Damper, RPM Limiter .....	1
11	1016587	Clamp .....	1
12	1016588	Tube, 7mm X 10mm X 70mm .....	1
13	1017448	Bolt, Flanged .....	3
14	1017455	Plate, Flywheel Fan .....	1
15	1017463	Cap Asm Plug .....	1
16	1017468	Clamp .....	1
17	1017490	Washer, Flat .....	1
18	101881101	Spark Plug, OHV (Autolite) .....	1
19	101909201	Coil, Ignition .....	1
20	101909301	Lead Wire Assy .....	1
21	101909401	Limiter, RPM .....	1
22	101909501	Clamp, Steel .....	1
23	101916201	Flywheel .....	1
24	101916301	Fan (cw) .....	1
25	N/A	Nut, Hex, 18 mm Fine .....	1
26	AM10724	Spark Plug, OHV (NGK) .....	1

**8**  
**G**



000203-001

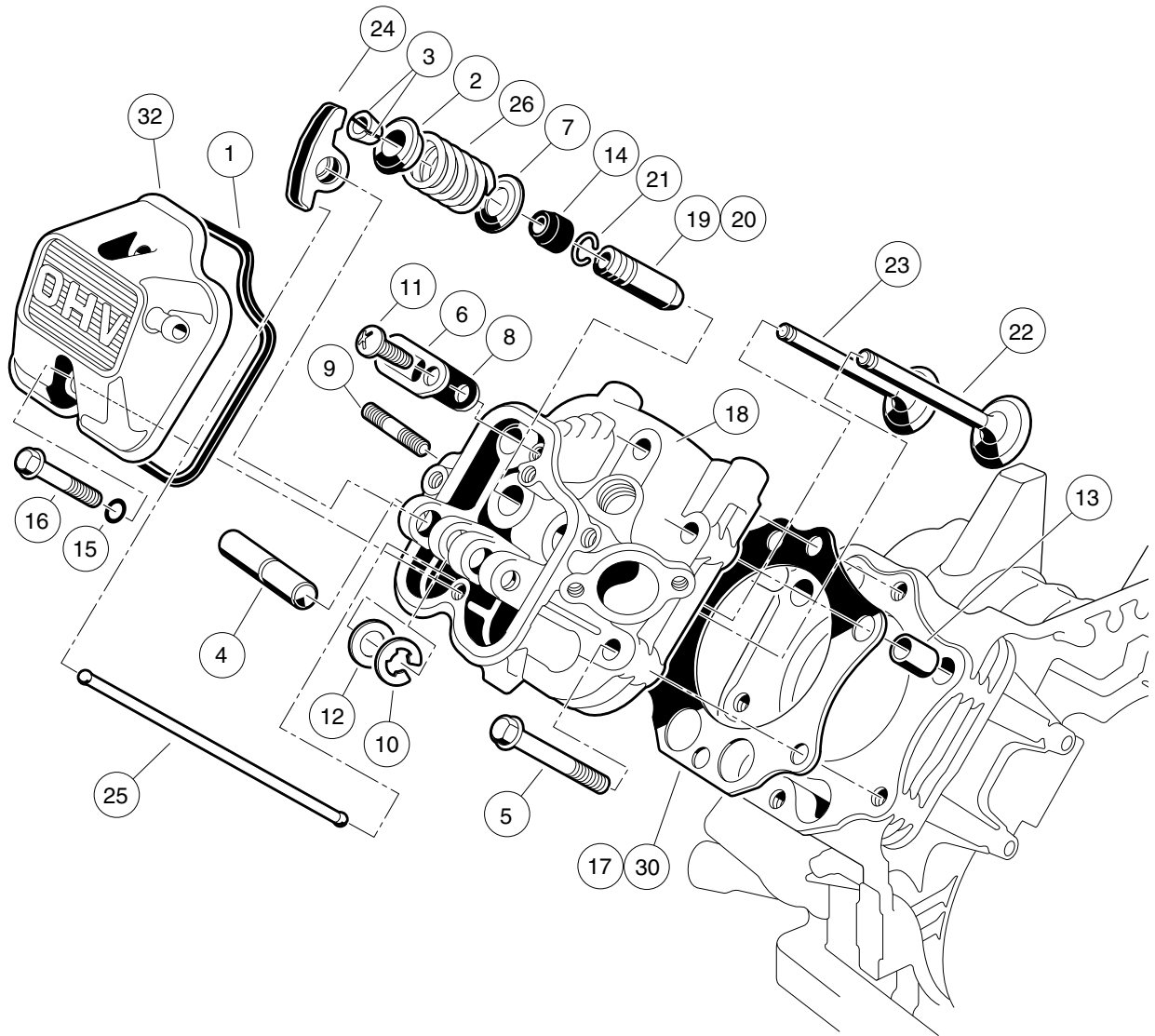


## FE350 ENGINE – OIL CIRCULATION

ITEM	PART NO.	DESCRIPTION	QTY
		1 2 3 4	
1	1016429	Seat, Value Oil Press Relief .....	1
2	1016432	Gasket, Drain Plug .....	1
3	1016457	Bolt, Flange Head .....	2
4	1016467	Filter, Oil .....	1
5	1016473	Plate, Oil Pump .....	1
6	101648203	Oil Pump And Rotor .....	1
7	1016502	Bracket, Oil Filter Mount .....	1
8	1016537	Ball, Steel, Press, Relief .....	1
9	1016570	O-Ring .....	1
10	1016576	Plug, Drain .....	1
11	1016581	Spring .....	1
12	1017442	Gasket .....	1
13	1017456	Bolt, Flanged .....	6
14	1017458	Filter .....	1
15	1017460	Cover, Pump .....	1
16	1017507	Plug .....	2

**8**

**G**



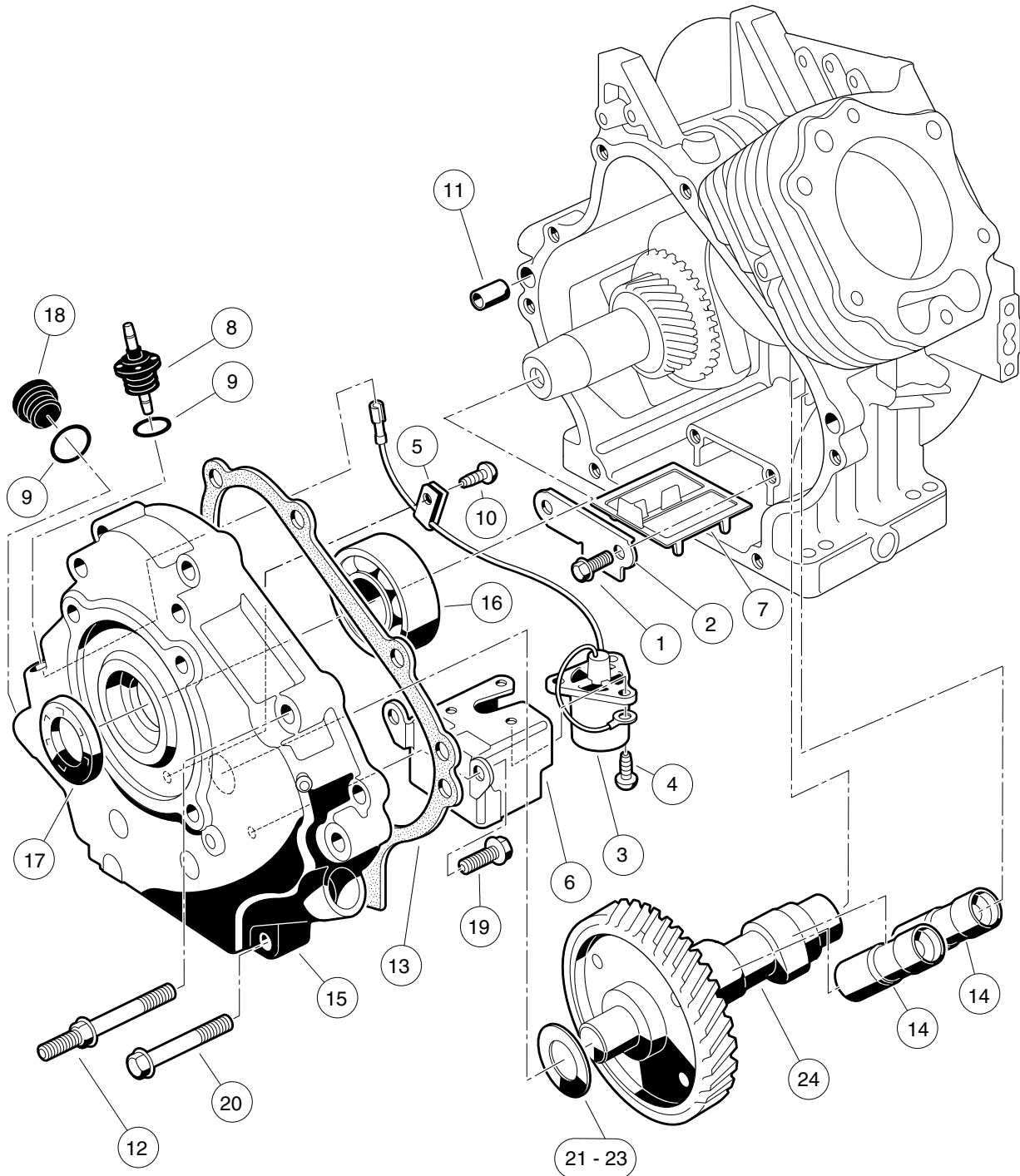
000204-001

# AS11 FE350 ENGINE – CYLINDER HEAD

ITEM	PART NO.	DESCRIPTION	QTY
		1 2 3 4	
1	1016436	Gasket, Rocker Case .....	1
2	1016449	Retainer, Valve Spring .....	2
3	1016450	Collet .....	4
4	1016452	Shaft, Rocker .....	1
5	1016458	Bolt, Flange Head, M8 x 1.25 x 45 mm .....	6
6	1016474	Plate .....	1
7	1016479	Seat, Spring .....	2
8	1016483	Valve .....	1
9	1016489	Stud, Two-Ended, M8-1.25 .....	2
10	1016517	Circlip, Type-E .....	1
11	1016544	Screw .....	1
12	1016549	Washer, 12.1x19x1.8 .....	1
13	1016563	Pin .....	2
14	1016566	Seal, Oil .....	2
15	1016569	O-Ring .....	2
16	1016583	Bolt, 6x35 .....	2
17	1017434	Gasket, Head .....	1
18	1017435	Assembly, Cylinder Head, FE350 (includes items 19 through 21) .....	1
19	1016518	Guide, Valve, Exhaust .....	1
20	1016519	Guide, Valve .....	1
21	1016560	Snap Ring .....	2
22	1017444	Valve, Intake .....	1
23	1017445	Valve, Exhaust .....	1
24	1017446	Arm, Rocker .....	2
25	1017454	Rod, Push .....	2
26	1017473	Spring, Engine Valve .....	2
27	102304801	Kit, Gasket, FE350 (includes items 28 through 31) .....	1
28	1016440	Gasket, Engine to Insulator .....	1
29	1016904	Gasket, Exhaust .....	1
30	1017434	Gasket, Head .....	1
31	1017443	Gasket, Crankcase Cover .....	1
32	102753401	Case, Rocker .....	1
		Note: Item 28 is not a component of the FE350 engine.	

**8**

**G**

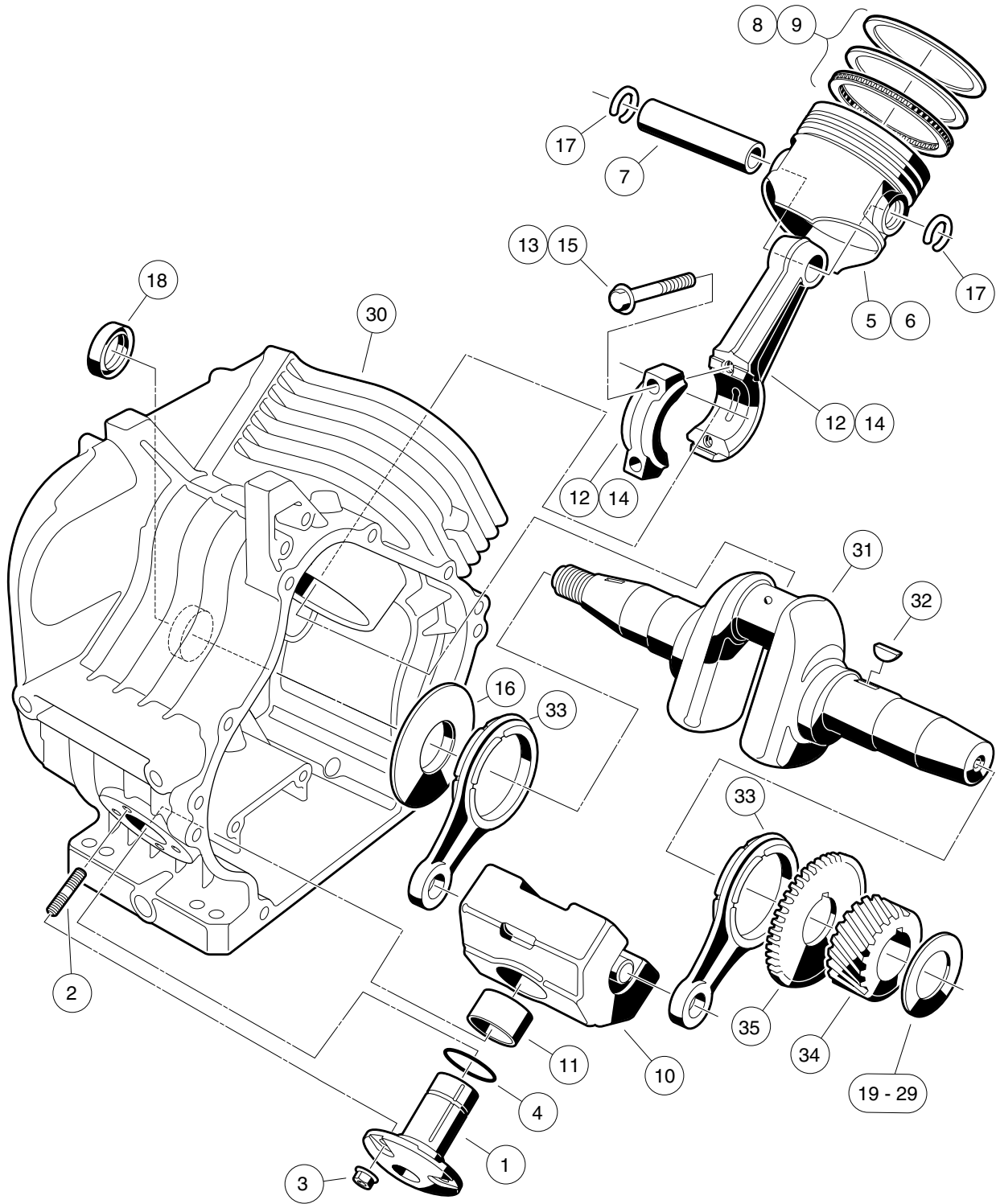


000205-002

# AS11 FE350 ENGINE WITHOUT ACR – CRANKCASE, CAMSHAFT, AND OIL SENSOR

ITEM	PART NO.	DESCRIPTION	QTY
		<b>1 2 3 4</b>	
1	1016454	Bolt, Flange Head, M5 x 0.8 x 8 mm .....	2
2	1016472	Plate, Oil Filter Screen .....	1
3	1016494	Sensor, Oil Level .....	1
4	1016496	Screw, Cross Pan-Head, M4 x 0.7 x 8 mm .....	3
5	1016506	Clamp .....	1
6	1016510	Bracket, Switch, Oil Level .....	1
7	1016521	Screen, Oil Filter .....	1
8	1016535	Connector, Cord .....	1
9	1016538	O-Ring .....	2
10	1016544	Screw .....	1
11	1016564	Pin .....	2
12	1016584	Bolt, Two-Ended, M8 x 1.25 x 69 mm .....	2
13	1017443	Gasket, Crankcase Cover .....	1
14	1017447	Adjuster, Lash .....	2
15	1017472	Cover Crankcase .....	1
16	1017487	Bearing, Ball .....	1
17	1017504	Seal, Oil .....	1
18	1017508	Plug .....	1
19	1017513	Bolt Switch Bracket .....	2
20	1017514	Screw, M8-1.25 X 45mm Hex .....	6
21	101751801	Shim, 0.3 .....	1
22	101751802	Shim, 0.4 .....	1
23	101751803	Shim, 0.5 .....	1
24	102431001	Camshaft, FE350 without ACR, 44-Tooth .....	1

**8**  
**G**



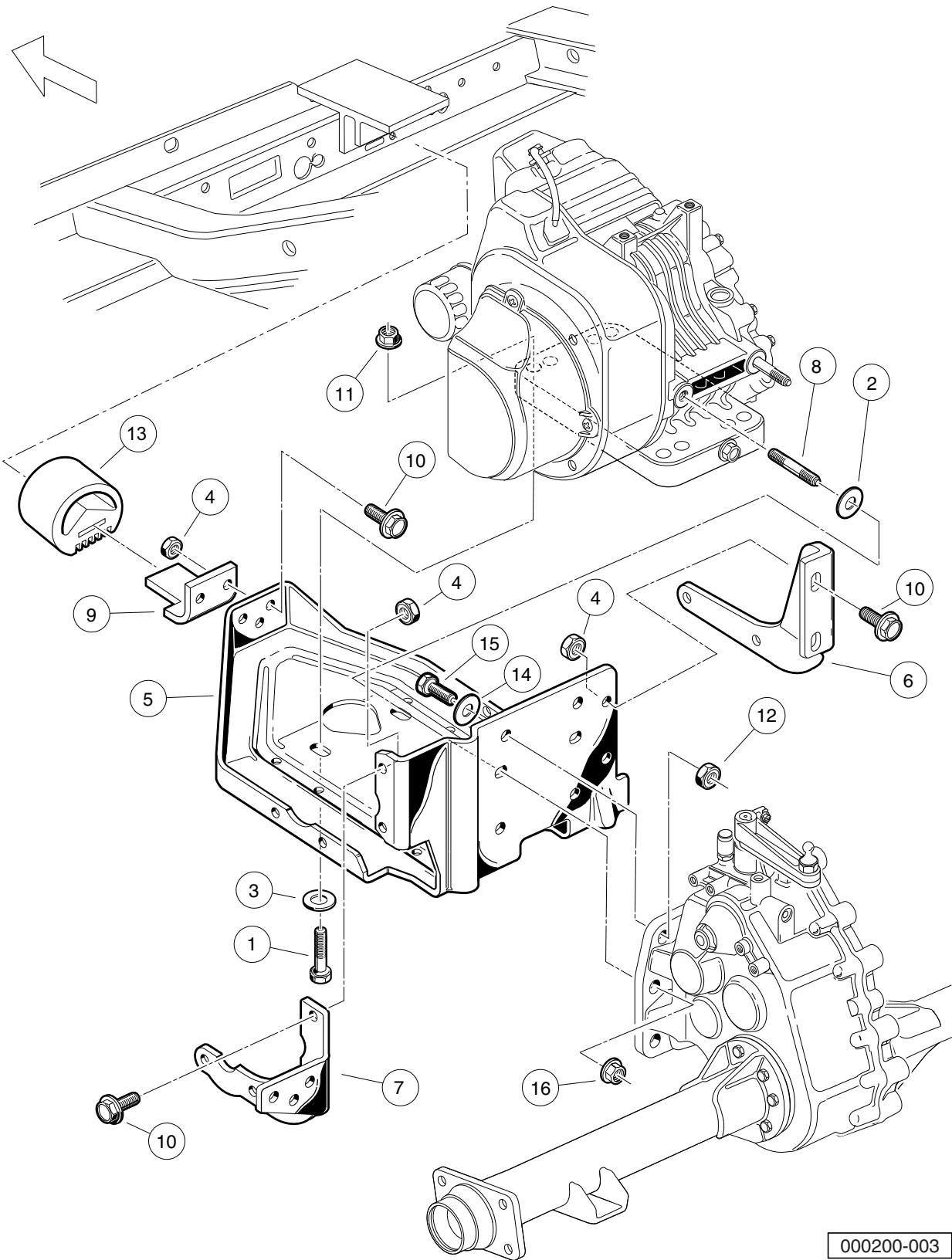
000206-001

# AS11 FE350 ENGINE – CRANKCASE AND CRANKSHAFT

ITEM	PART NO.	DESCRIPTION	QTY
		<b>1 2 3 4</b>	
1	1016470	Shaft, Guide, Counterbalance .....	1
2	1016541	Stud, 6x14 .....	4
3	1016547	Nut, M6 Flange .....	4
4	1016571	O-Ring .....	1
5	101744901	Piston, Standard .....	1
6	101744902	Piston, 0.50 mm Oversize .....	1
7	1017450	Pin, Piston .....	1
8	101745101	Ring Set, Standard Piston .....	1
9	101745102	Ring Set, Piston, 0.50 mm Oversize .....	1
10	1017453	Fe400 Counterbalance Weight (includes item 11) .....	1
11	1017510	Bearing, Plain .....	1
12	101745701	Asm, Con. Rod Std (includes item 13) .....	1
13	1017512	Bolt .....	2
14	101745702	Rod Assembly Connecting Rod 0.5mm (includes item 15) .....	1
15	1017512	Bolt .....	2
16	1017501	Spacer .....	1
17	1017502	Snap Ring .....	2
18	1017503	Seal, Oil .....	1
19	101773301	Shim, Crankshaft, 1.18mm .....	1
20	101773302	Shim, Crankshaft, 1.25mm .....	1
21	101773303	Shim, Crankshaft, 1.32mm .....	1
22	101773304	Shim, Crankshaft, 1.39mm .....	1
23	101773305	Shim, Crankshaft, 1.46mm .....	1
24	101773306	Shim, Crankshaft, 1.53mm .....	1
25	101773307	Shim, Crankshaft, 1.60mm .....	1
26	101773308	Shim, Crankshaft, 1.67mm .....	1
27	101773309	Shim, Crankshaft, 1.74mm .....	1
28	101773310	Shim, Crankshaft, 1.11 mm .....	1
29	101773311	Shim, Crankshaft, 1.81mm .....	1
30	101916001	Crankcase Complete, FE350 (cw) .....	1
31	102430901	Crankshaft, FE350 Left-Hand, 22-Tooth (includes items 32 through 35) .....	1
32	1016562	Key .....	1
33	1017471	Rod .....	2
34	N/A	Gear, Helical .....	1
35	N/A	Gear, Spur .....	1

**8**  
**G**

**8**  
**G**



000200-003



# FE350 ENGINE MOUNTING

ITEM	PART NO.	DESCRIPTION	QTY
		<b>1 2 3 4</b>	
1	1010577	Bolt, Hex-Head, 5/16-18 X 1.50 .....	4
2	1011697	Washer, 5/16 Flat .....	2
3	1012571	Washer, 5/16 Extra Thick Flat .....	4
4	1013924	Nut, 5/16-24 Hex Head Cone .....	10
5	101827101	Plate, Engine Mounting .....	1
6	101832601	Stiffener (PTO Side) .....	1
7	101832701	Stiffener (Flywheel Side) .....	1
8	101833101	Stud, M8-1.25 X 50 mm Two-Ended .....	2
9	101834601	Snubber Bracket .....	1
10	101884801	Screw, 5/16-24 X 0.875 Grade-8 .....	10
11	101963401	Locknut, 5/16-18 Hex Flange .....	4
12	102065901	Locknut, 3/8-16 Flanged Dimple .....	4
13	102540301	Inner Frame Snubber .....	1
14	334	Washer, 3/8 Type A Flat .....	4
15	705	Screw, Cap-hex Hd 3/8-16x1.25 .....	4
16	96704416	Nut Flg, M8 X 1.25 Serrated .....	2

**8**

**G**

8

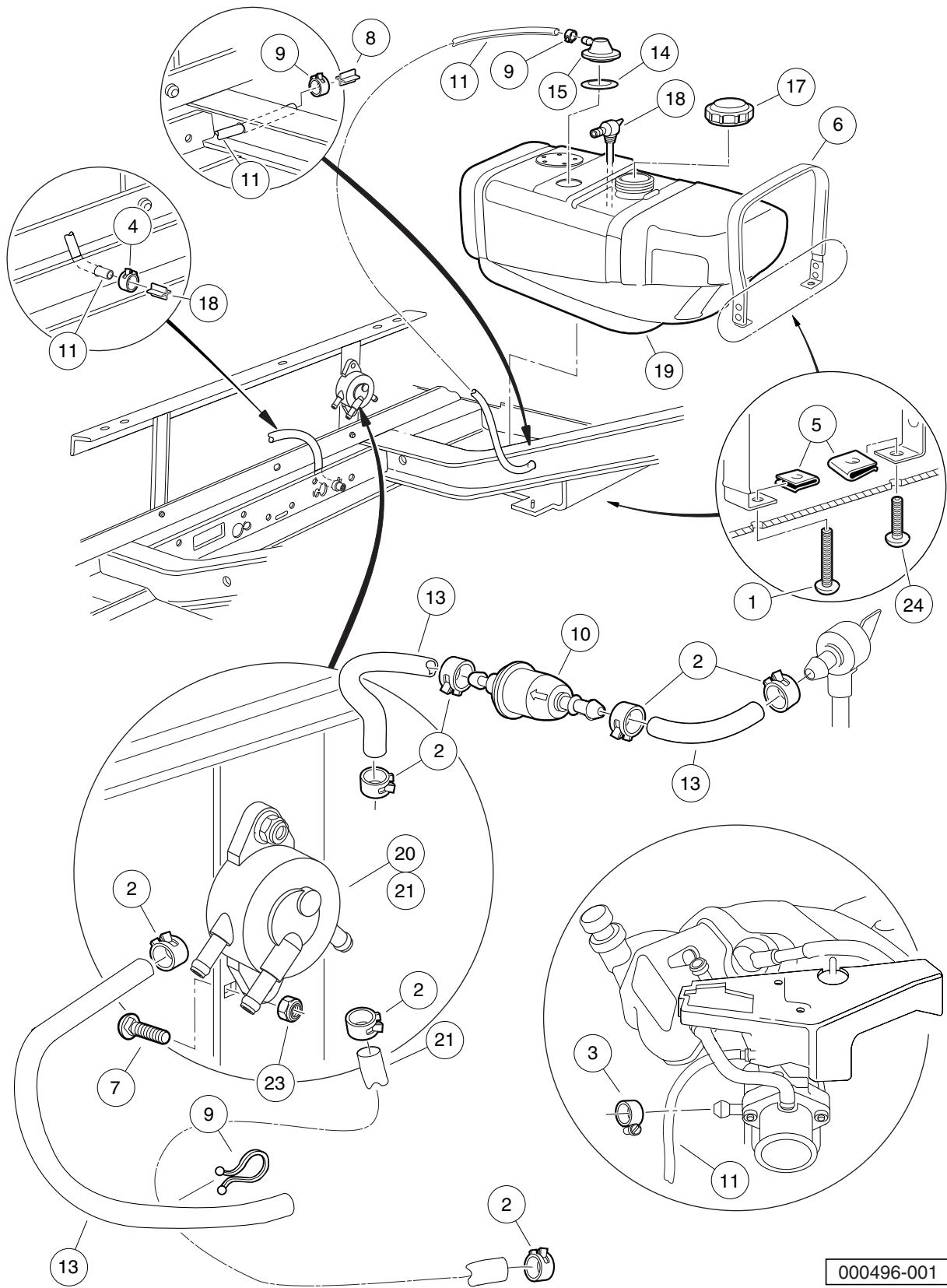
G

# FUEL, INTAKE, AND GOVERNOR SYSTEMS

---

9

G

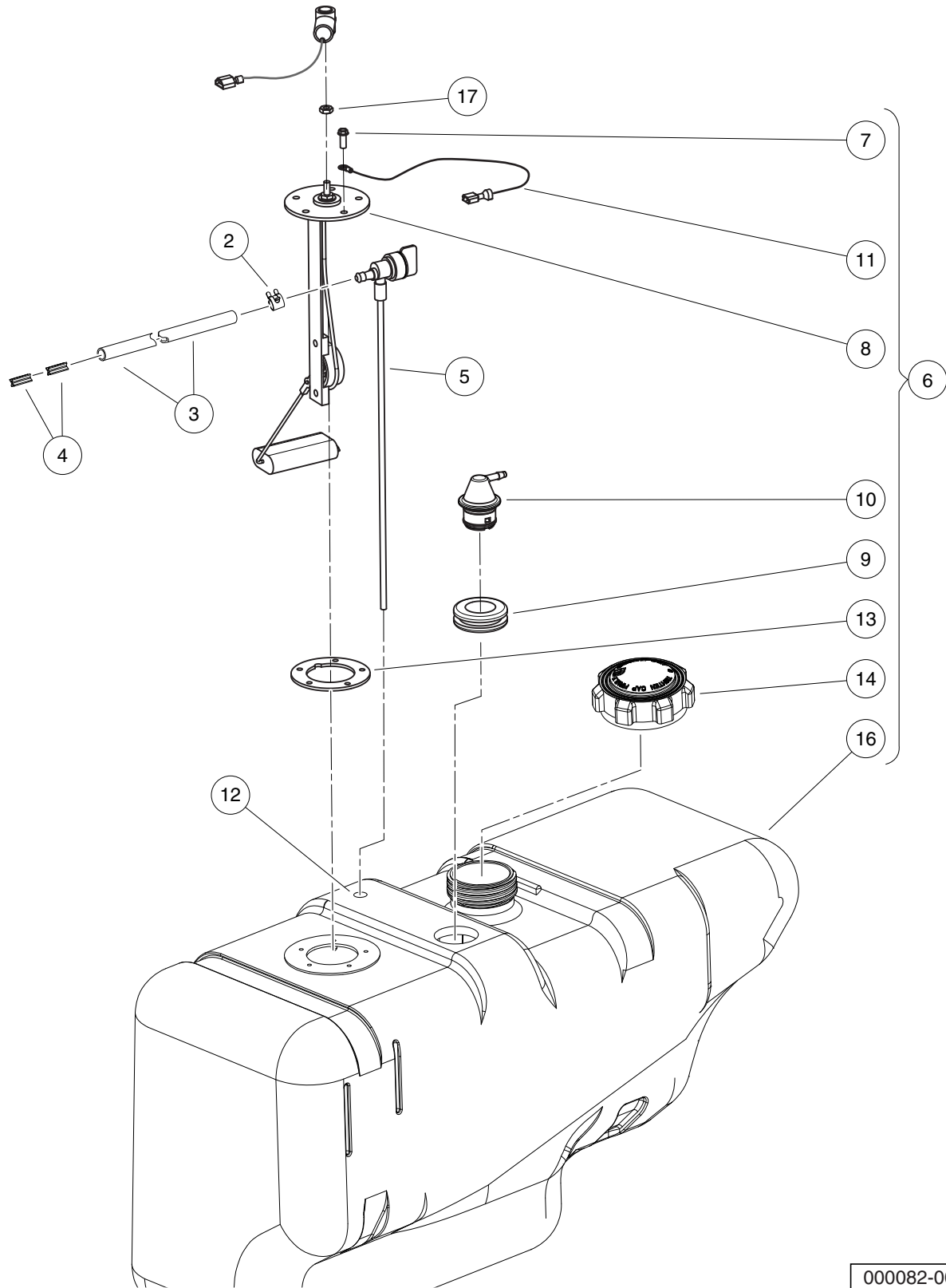


000496-001

# FUEL SYSTEM

**9**  
**G**

ITEM	PART NO.	DESCRIPTION	QTY
		<b>1 2 3 4</b>	
1	1011988	Screw, 1/4-20 X 2.00 Phillips Truss-Head .....	1
2	1012649	Clamp, 0.460 Red Hose .....	7
3	1013687	Clamp, 3/8" Hose (screw type) .....	1
4	1013746	Clamp, 0.301 ID Hose .....	2
5	1014116	Nut, 1/4-20 Speed .....	2
6	1014928	Fuel Strap Assembly Rear .....	1
7	1017203	Carriage Bolt .....	2
8	101824401	Vent Barb .....	1
9	101987701	Clamp, Plastic Tie .....	1
10	102003201	Filter, Fuel, 30 Micron .....	1
11	102865101	Fuel Line .....	1
12	103651902	Asm, Tank, Ds Utl Wo/sut Nano (includes items 13 through 19) .....	1
13	1015137	Fuel Line (available by the foot) .....	1
14	1015139	Insulation Grommet .....	1
15	1015143	Vent, Fuel Tank .....	1
16	102406701	Bushing, Line, Return .....	1
17	103372101	Cap, Fuel Tank, Gas, Ratchet .....	1
18	103372302	Fuel Pickup w/Shut-Off Valve, 288mm .....	1
19	103776902	Tank, Fuel, Top, Wo/su Nano .....	1
20	103781101	Kit, Fuel Pump Retrofit (includes items 21 and 22) .....	1
21	103010101	Pump, Fuel, Impulse, Fh .....	1
22	103781201	Instr, Fuel Pump Retrofit .....	1
23	8233	Locknut, 1/4-20 Nylon Insert .....	2
24	8248	Screw, 1/4-20 X 0.75 Truss-Head Machine .....	1
		Note: Total fuel line length: 47 inches (119.4 cm)	



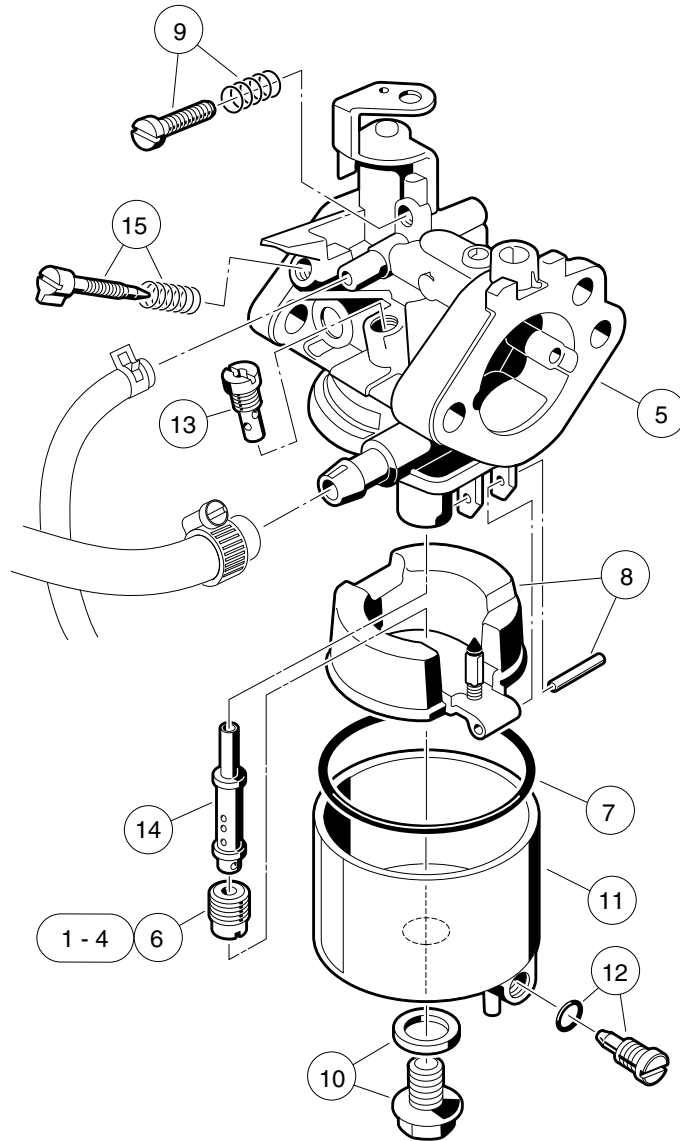
000082-003

# FUEL TANK WITH FUEL LEVEL SENDING UNIT

ITEM	PART NO.	DESCRIPTION	QTY
		1 2 3 4	
1	1016004	Tank Kit w/Sending Unit (includes items 2 through 6) .....	1
2	1013746	Clamp, 0.301 ID Hose .....	2
3	1015137	Fuel Line (available by the foot) .....	1
4	101824401	Vent Barb .....	2
5	101896901	Fuel Pickup w/Shut-Off Valve .....	1
6	103651901	Asm, Tank, Ds Utl W/su† Nano (includes items 7 through 16) .....	1
7	1013461	Screw, #10-16 Hex-Head Hi-Lo .....	5
8	1013462	Sending Unit, Fuel Level * .....	1
9	1015139	Insulation Grommet .....	1
10	1015143	Vent, Fuel Tank .....	1
11	1015921	Wire Assembly #16 Black .....	1
12	102406701	Bushing, Line, Return .....	1
13	102522001	Gasket, Rubber .....	1
14	103372101	Cap, Fuel Tank, Gas, Ratchet .....	1
15	103372302	Fuel Pickup w/Shut-Off Valve, 288mm .....	1
16	103776901	Tank, Fuel, Top, W/su Nano .....	1
17	8797	Nut, #10-32 Brass Hex .....	1
<p>* Note: Must replace fuel sending unit gasket when servicing this component.</p>			

9

G



000211-001

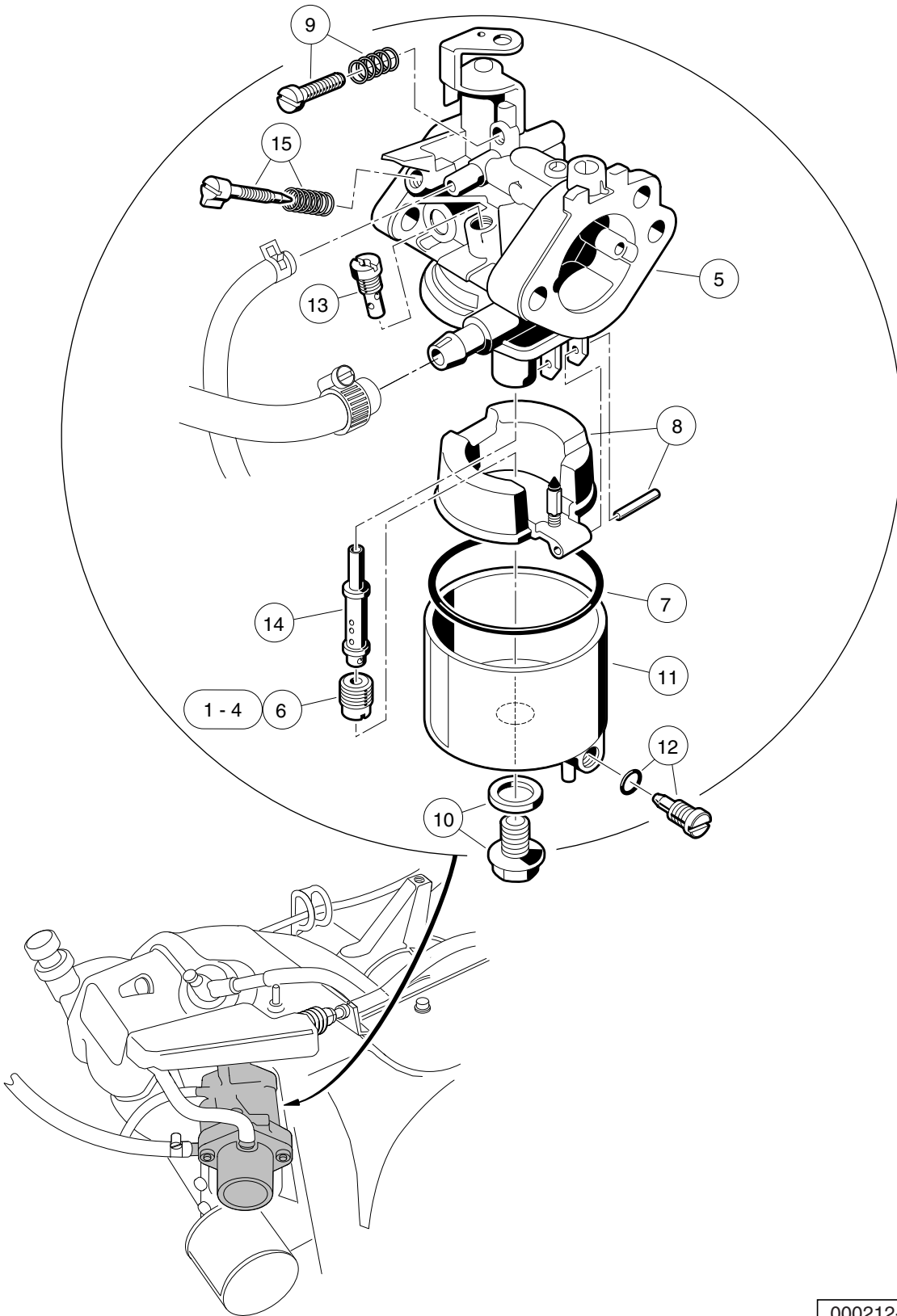


# CARBURETOR ASSEMBLY – FE290

ITEM	PART NO.	DESCRIPTION	QTY
		<b>1 2 3 4</b>	
1	101642572	Jet, Altitude, # 72 .....	1
2	101642575	Jet, Altitude, # 75 .....	1
3	101642578	Jet, Altitude, # 78 .....	1
4	101642580	Jet, Altitude, # 80 .....	1
5	101905601	Carburetor Assembly, FE290D (includes items 6 through 15) .....	1
6	101642582	Jet, Altitude, # 82 .....	1
7	1016437	Gasket, Carburetor Bowl OHV .....	1
8	1016486	Float Assembly .....	1
9	1016501	Screw Assembly .....	1
10	1016585	Bolt .....	1
11	1017461	Chamber Assembly, Float (includes item 12) .....	1
12	1016499	Screw Assembly .....	1
13	101973101	Jet, #40 Pilot .....	1
14	101973201	Nozzle, Main .....	1
15	N/A	Assembly, Pilot Air Screw .....	1
<p>Note: 101642582 for 0 - 3,000 feet; 101642580 for 3,000 - 5,000 feet;            101642578 for 5,000 - 8,000 feet; 101642575 for 8,000 - 10,000 feet;            101642572 for 10,000 feet and higher.</p>			

9

G



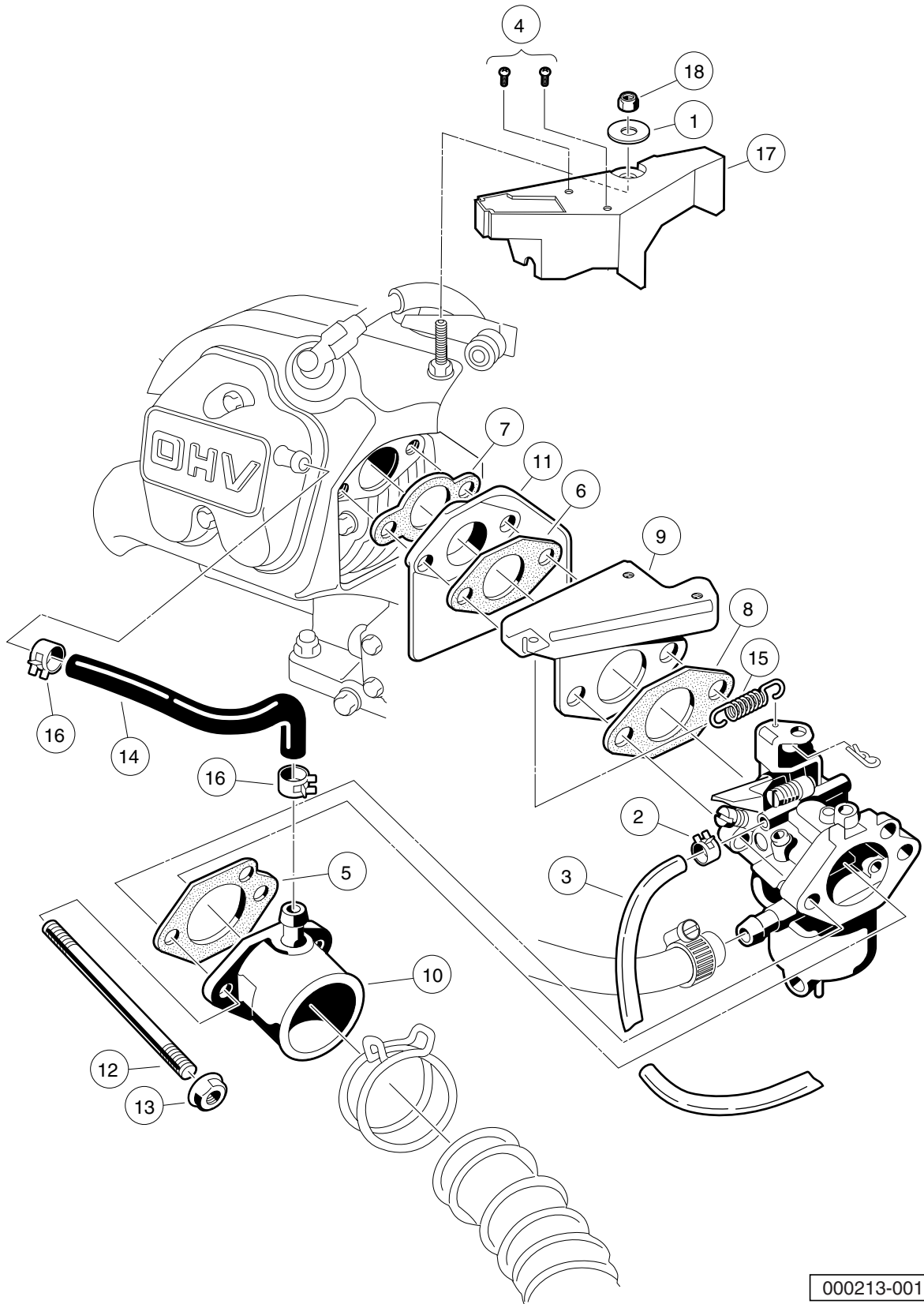
000212-001

# CARBURETOR ASSEMBLY – FE350

ITEM	PART NO.	DESCRIPTION	QTY
		1 2 3 4	
1	101642575	Jet, Altitude, # 75 .....	1
2	101642578	Jet, Altitude, # 78 .....	1
3	101642580	Jet, Altitude, # 80 .....	1
4	101642582	Jet, Altitude, # 82 .....	1
5	101905901	Carburetor, FE350D (includes items 6 through 15) .....	1
6	101642585	Jet, Altitude, # 85 .....	1
7	1016437	Gasket, Carburetor Bowl OHV .....	1
8	1016486	Float Assembly .....	1
9	1016501	Screw Assembly .....	1
10	1016585	Bolt .....	1
11	1017461	Chamber Assembly, Float (includes item 12) .....	1
12	1016499	Screw Assembly .....	1
13	101973101	Jet, #40 Pilot .....	1
14	101973301	Nozzle, Main .....	1
15	N/A	Assembly, Pilot Air Screw .....	1
<p style="margin-left: 40px;">Note: 101642585 for 0 - 3,000 feet; 101642582 for 3,000 - 5,000 feet;            101642580 for 5,000 - 8,000 feet; 101642578 for 8,000 - 10,000 feet;            101642575 for 10,000 feet and higher.</p>			

9

G



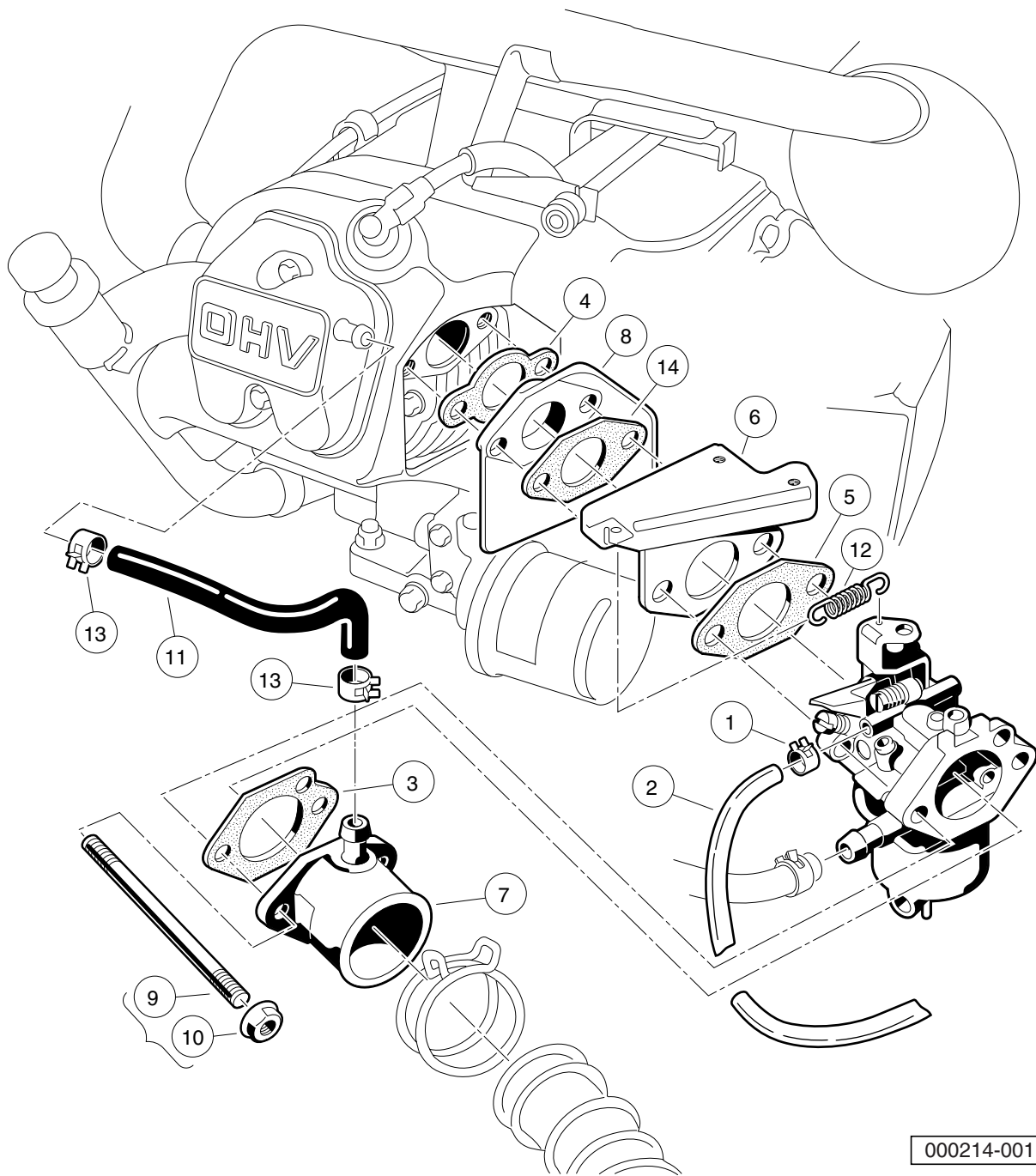
000213-001

# CARBURETOR INSTALLATION – FE290

ITEM	PART NO.	DESCRIPTION	QTY
		1 2 3 4	
1	1011697	Washer, 5/16 Flat .....	1
2	1013746	Clamp, 0.301 ID Hose .....	1
3	1015137	Fuel Line (available by the foot) .....	1
4	1016103	Screw, Pan Hd Tx, Taptite 6-32 .....	2
5	1016438	Gasket, Carb To Intake Manifold .....	1
6	1016439	Gasket, Insulator .....	1
7	1016440	Gasket, Engine to Insulator .....	1
8	1016441	Gasket, Sprg Brkt To Carb OHV .....	1
9	1016444	Bracket, Throttle Spring Return .....	1
10	1016480	Pipe, Intake Manifold .....	1
11	101648102	Insulator, Carburetor .....	1
12	101649002	Stud, M6-1.00 Two-Ended .....	2
13	1016547	Nut, M6 Flange .....	2
14	1016572	Tube, Crankcase Vent .....	1
15	1016582	Spring, Throttle Return .....	1
16	1017466	Clamp .....	2
17	101820201	Shield, Governor .....	1
18	101887601	Locknut, M6-1.00 Nylon Insert .....	1

**9**

**G**



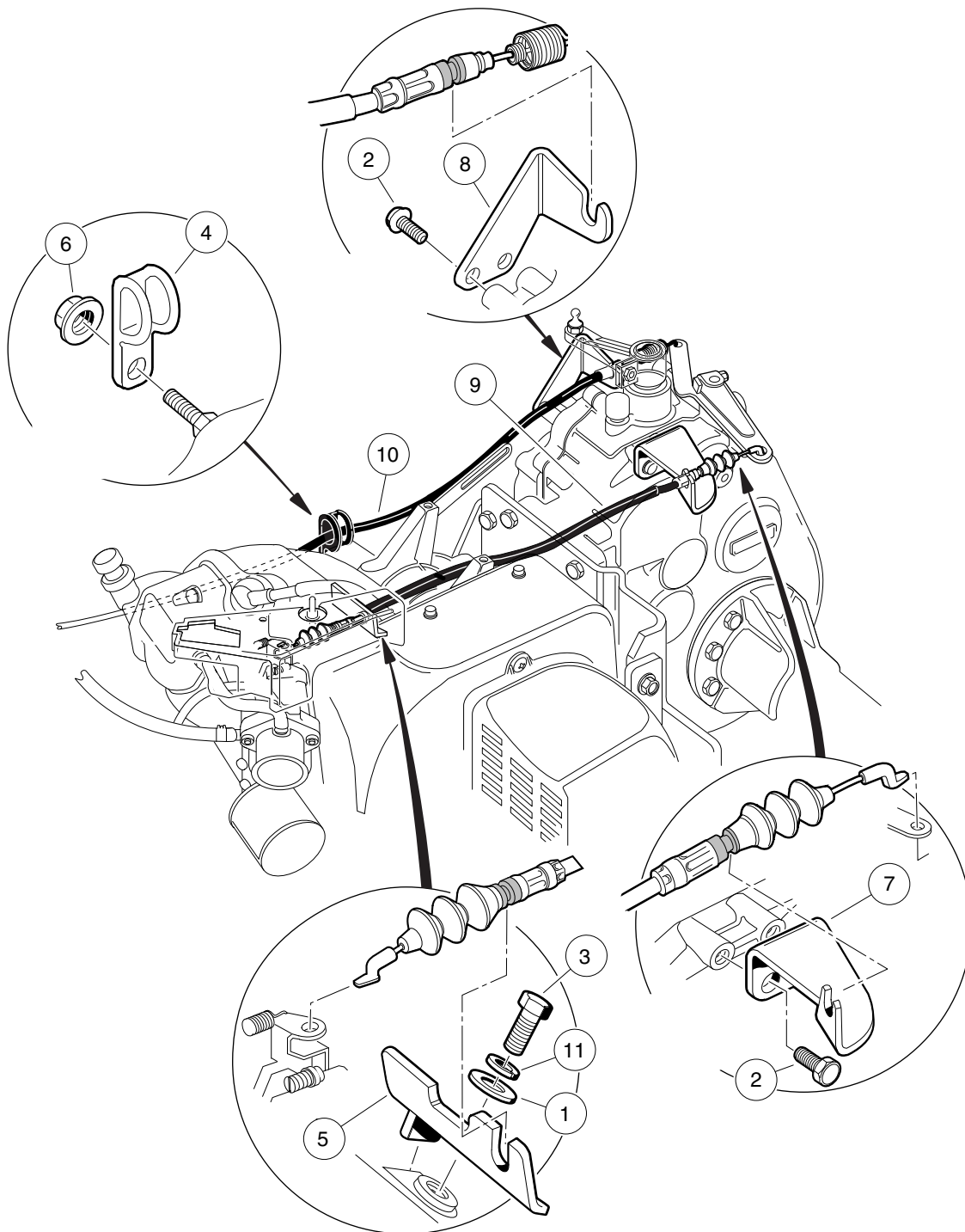
000214-001

## CARBURETOR INSTALLATION – FE350

ITEM	PART NO.	DESCRIPTION	QTY
		1 2 3 4	
1	1013746	Clamp, 0.301 ID Hose .....	1
2	1015137	Fuel Line (available by the foot) .....	1
3	1016438	Gasket, Carb To Intake Manifold .....	1
4	1016440	Gasket, Engine to Insulator .....	1
5	1016441	Gasket, Sprg Brkt To Carb OHV .....	1
6	1016444	Bracket, Throttle Spring Return .....	1
7	1016480	Pipe, Intake Manifold .....	1
8	101648102	Insulator, Carburetor .....	1
9	101649002	Stud, M6-1.00 Two-Ended .....	2
10	1016547	Nut, M6 Flange .....	2
11	1016572	Tube, Crankcase Vent .....	1
12	1016582	Spring, Throttle Return .....	1
13	1017466	Clamp .....	2
14	101973401	Gasket, Insulator To Bracket .....	1

9

G



000215-001

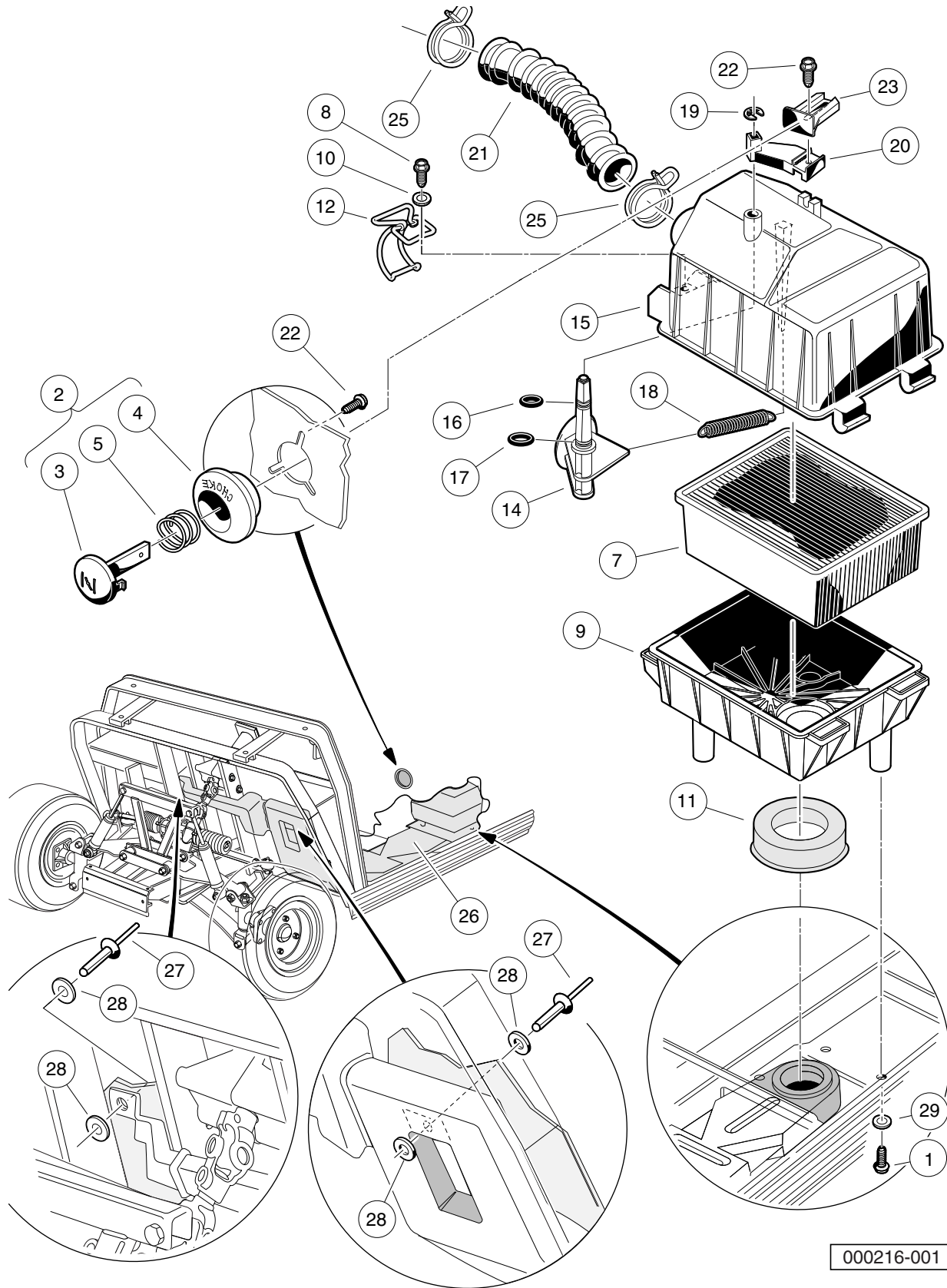


# GOVERNOR AND ACCELERATOR CABLES

ITEM	PART NO.	DESCRIPTION	QTY
		1 2 3 4	
1	1011697	Washer, 5/16 Flat .....	1
2	1012285	Screw, 1/4 X 0.625 Hex-Head .....	4
3	1012830	Screw, M8-125 X 22 Hex-Head .....	1
4	1013700	Clamp .....	2
5	101584502	Bracket, Governor Cable Snap-In .....	1
6	1016546	Nut .....	2
7	101832202	Bracket, Rear Governor Cable Snap-In .....	1
8	101832302	Bracket, Rear Accelerator Cable Snap-In .....	1
9	102336001	Cable, Governor, Snap-In .....	1
10	102336101	Cable, Accelerator, Snap-In .....	1
11	7174	Lockwasher, 5/16 Split .....	1

9

G



000216-001

# INTAKE DUCT, CHOKE, AND AIR BOX ASSEMBLY

ITEM	PART NO.	DESCRIPTION	QTY
		1 2 3 4	
1	1015752	Screw, #12-16 X 0.625 Hi-Lo .....	3
2	101805701	Button Assembly, Choke (includes items 3 through 5) .....	1
3	101811401	Lever, Choke .....	1
4	101811501	Guide, Choke Lever .....	1
5	101856201	Compression Spring .....	1
6	101821501	Assembly, Air Box (includes items 7 through 13) .....	1
7	1015426	Filter, Air .....	1
8	101804301	Screw, #8 X 0.500, Hex-Head Hi-Lo .....	2
9	101811901	Bottom, Air Box .....	1
10	101881701	Washer, #8 Stainless-Steel Flat .....	2
11	101921501	Seal, Intake .....	1
12	101925701	Latch, Wireform .....	2
13	101972801	Top Assy, Air Box (includes items 14 through 20) .....	1
14	N/A	Valve, Choke .....	1
15	101811801	Top, Air Box .....	1
16	N/A	O-Ring, 5/16 .....	1
17	N/A	O-Ring, 3/8 .....	1
18	101812301	Spring, Extension Return .....	1
19	101813001	Retaining Ring 0.25, Shaft .....	1
20	101917601	Lever, Choke .....	1
21	101837101	Hose, Air Intake .....	1
22	101850301	Screw, #12-16 X 0.50 Washer-Head Hi-Lo .....	4
23	101917701	Choke Positioner .....	1
24	101971001	Tape Kit, Air Duct Repair .....	1
25	101971301	Clamp, 1.58" ID Hose .....	2
26	103520301	Duct, Air Intake, Ds .....	1
27	1606	Rivet, 3/16 X .500 Alum Pop .....	2
28	183	Washer, #10 Type A Flat .....	4
29	332	Washer, 1/4 Type A Narrow Flat .....	3
		Note: Item 25 is not illustrated.	

9

G

9

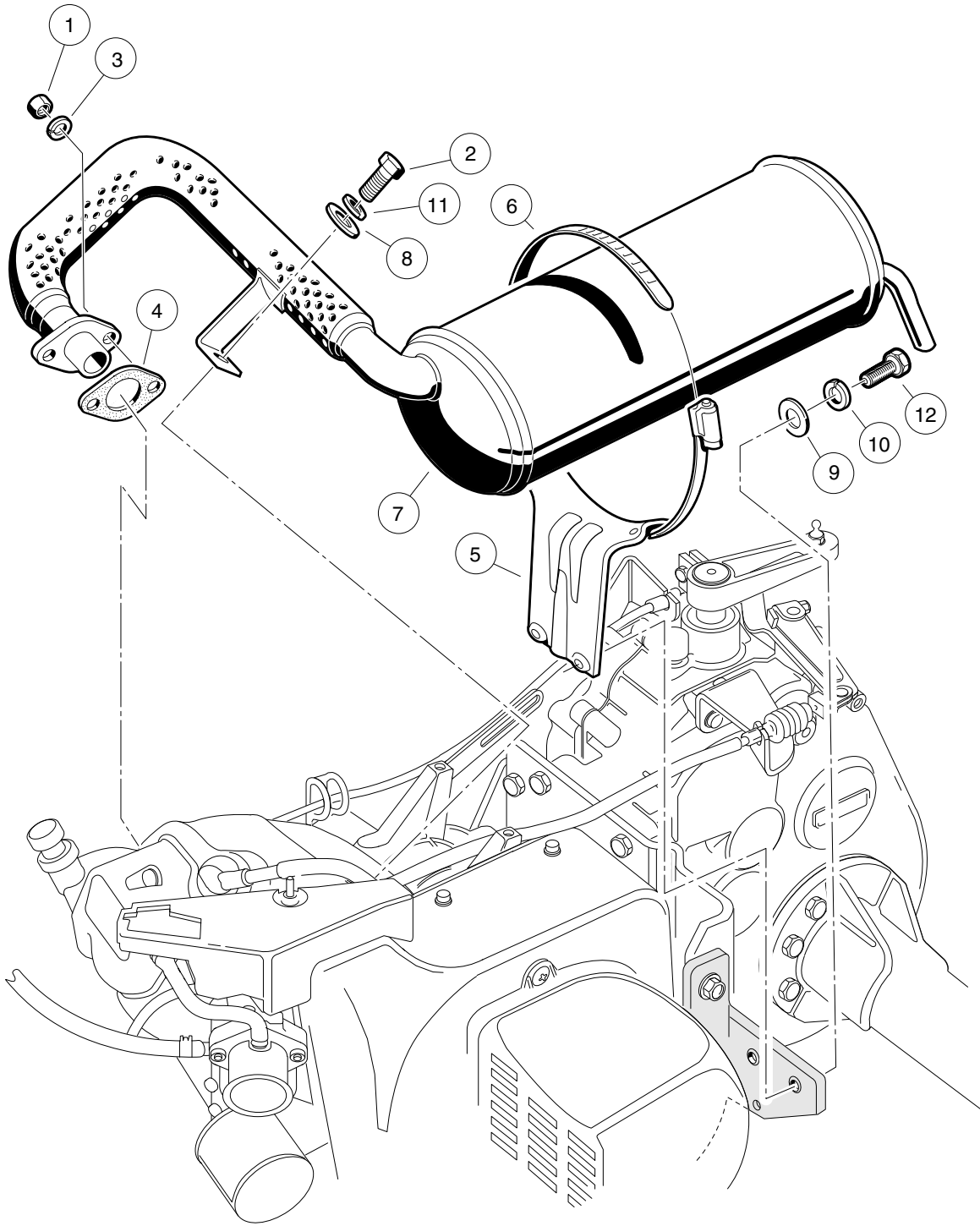
G

# EXHAUST SYSTEM

---

10

G

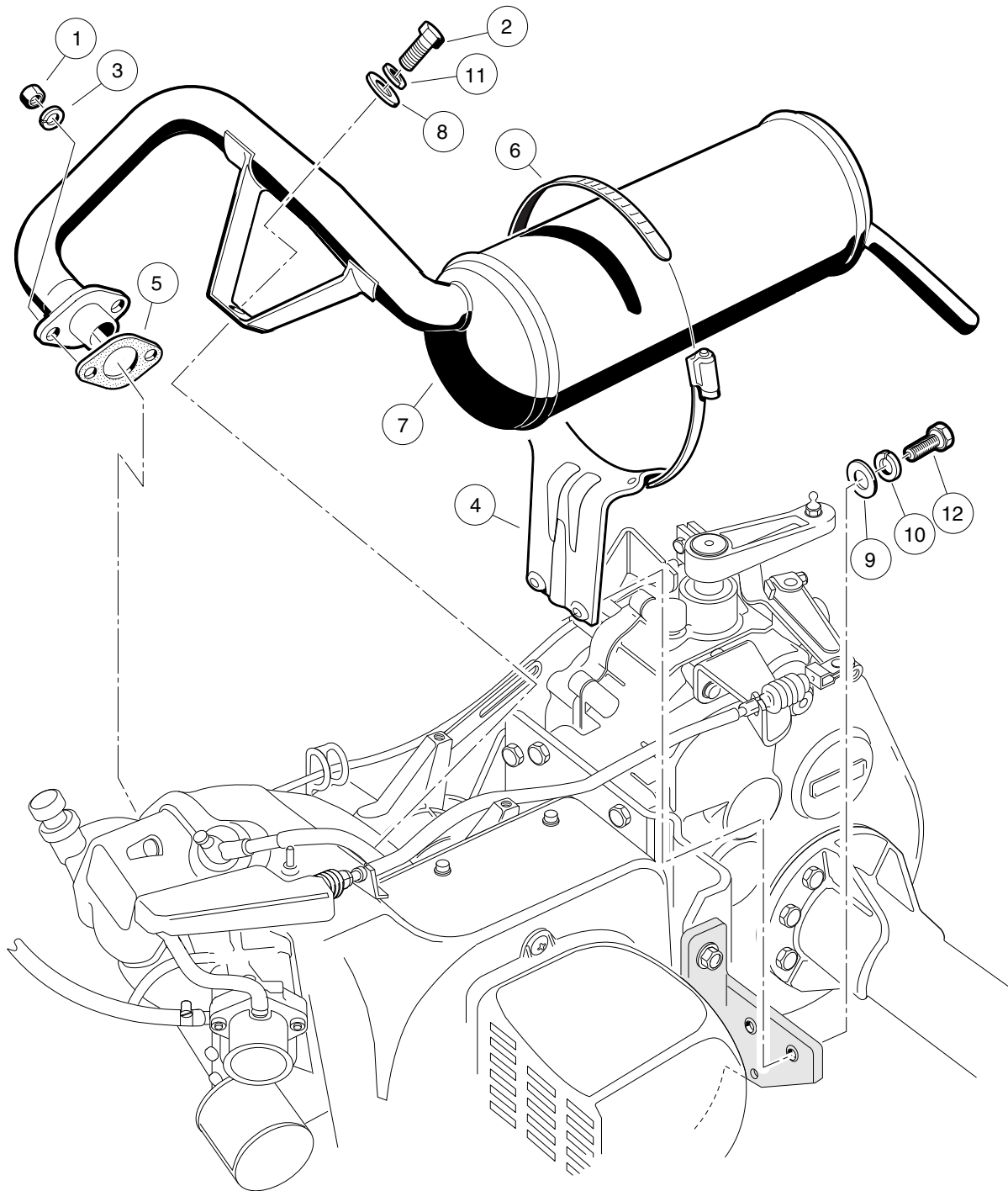


000208-001

## EXHAUST SYSTEM – FE290 ENGINE

ITEM	PART NO.	DESCRIPTION	QTY
		1 2 3 4	
1	1012528	Nut, M8-1.25 Hex .....	2
2	1012830	Screw, M8-125 X 22 Hex-Head .....	1
3	1013734	Lockwasher, 8mm Split .....	2
4	1015330	Gasket, Exhaust .....	1
5	1015814	Bracket, Muffler Mounting .....	1
6	1017689	Clamp, 5" Muffler Hose .....	1
7	101859301	Exhaust System, FE290 .....	1
8	1241	Washer, 5/16 Type A Flat .....	1
9	332	Washer, 1/4 Type A Narrow Flat .....	2
10	451	Lockwasher, 1/4 Split .....	2
11	7174	Lockwasher, 5/16 Split .....	1
12	7847	Screw, 1/4-20 X 0.75 Hex-Head Cap .....	2

**10**  
**G**



000209-001



## EXHAUST SYSTEM – FE350 ENGINE

ITEM	PART NO.	DESCRIPTION	QTY
		1 2 3 4	
1	1012528	Nut, M8-1.25 Hex .....	2
2	1012830	Screw, M8-125 X 22 Hex-Head .....	1
3	1013734	Lockwasher, 8mm Split .....	2
4	1015814	Bracket, Muffler Mounting .....	1
5	1016904	Gasket, Exhaust .....	1
6	1017689	Clamp, 5" Muffler Hose .....	1
7	101859401	Exhaust System, FE350 .....	1
8	1241	Washer, 5/16 Type A Flat .....	1
9	332	Washer, 1/4 Type A Narrow Flat .....	2
10	451	Lockwasher, 1/4 Split .....	2
11	7174	Lockwasher, 5/16 Split .....	1
12	7847	Screw, 1/4-20 X 0.75 Hex-Head Cap .....	2

**10**  
**G**

**10**

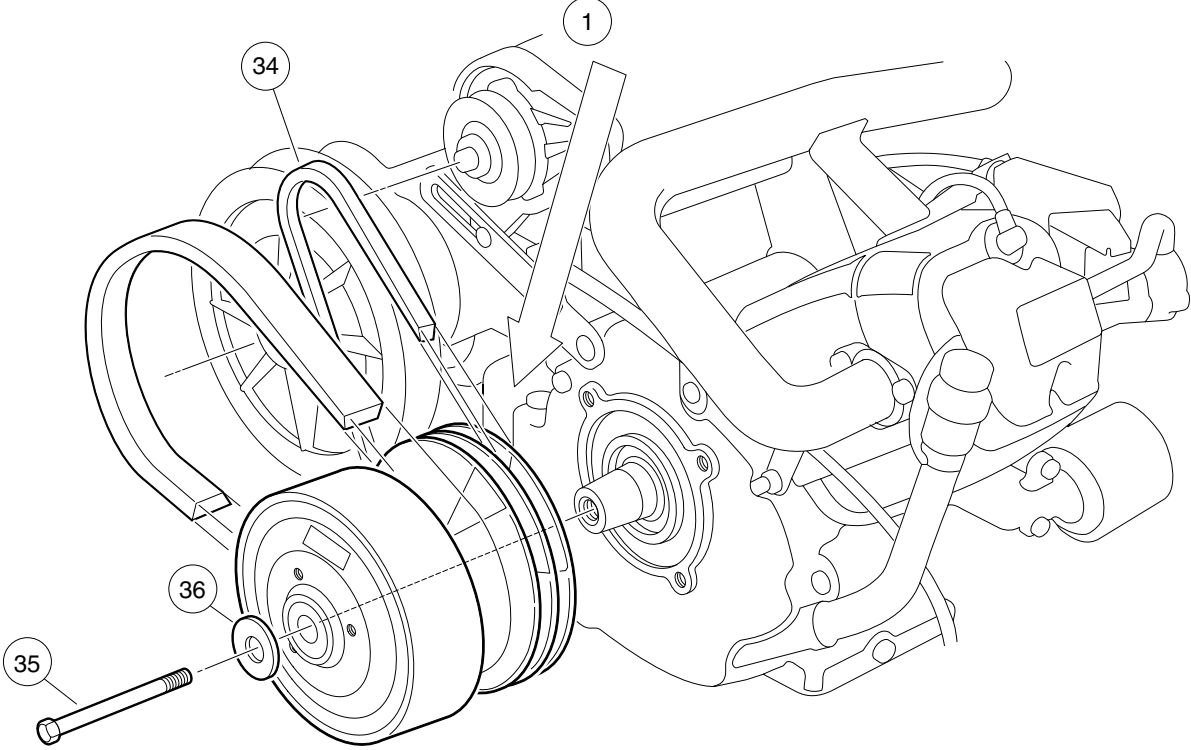
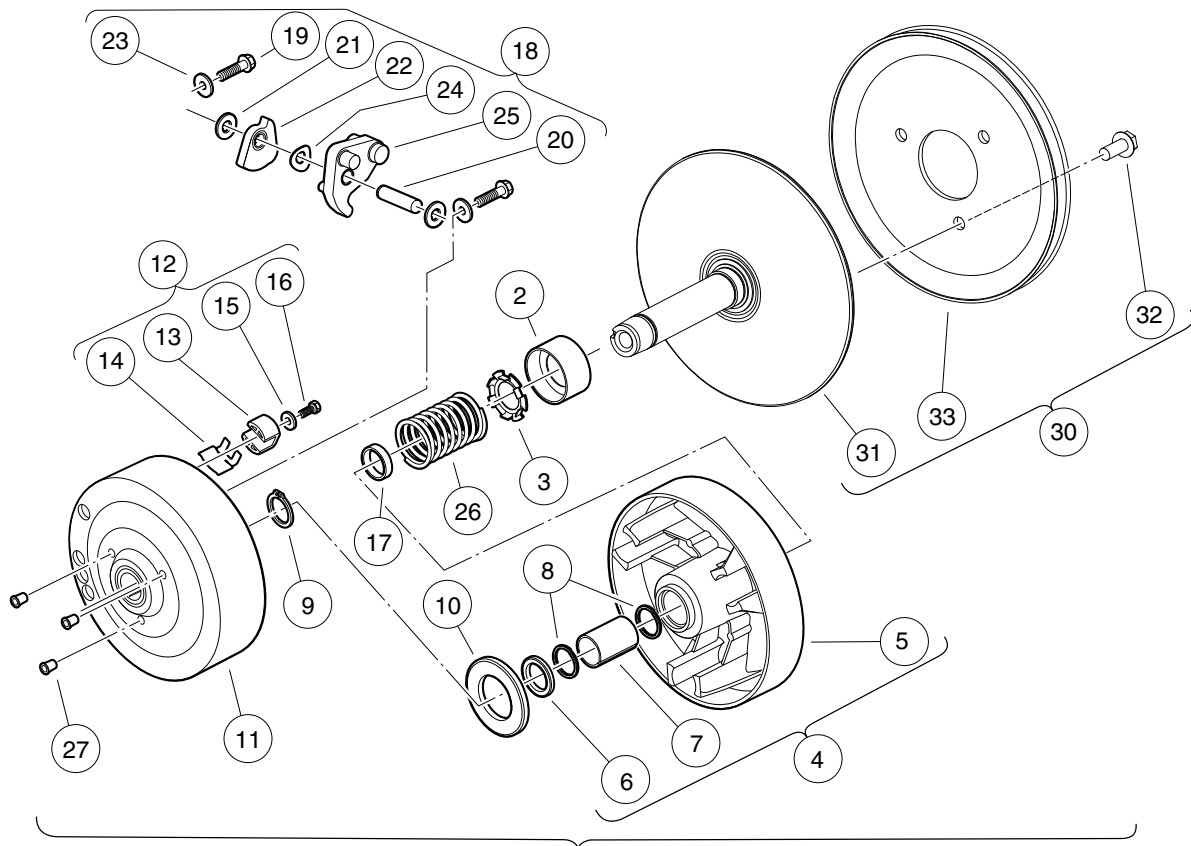
**G**

# TORQUE CONVERTER

---

11

G

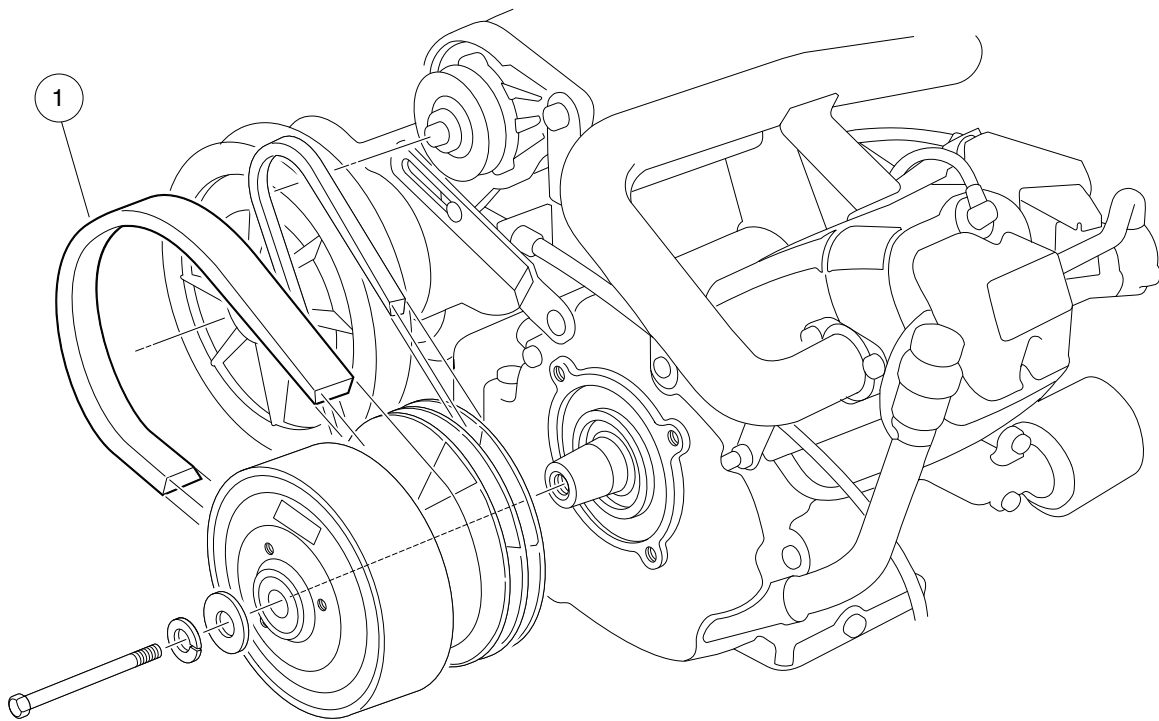


000217-003

# DRIVE CLUTCH

**11**  
**G**

ITEM	PART NO.	DESCRIPTION	QTY
		<b>1 2 3 4</b>	
1	101833906	Drive Clutch Assy. FE 350/272 (includes items 2 through 28) .....	1
2	1014049	Bearing, Idler .....	1
3	1014050	Retainer, Spring .....	1
4	1014052	Movable-Face Assembly (includes items 5 through 7) .....	1
5	N/A	Drive Clutch Movable Face .....	1
6	1014055	Retainer .....	1
7	N/A	Bushing, Split, Drive Clutch .....	1
8	1014056	Ring, Spiral Backup .....	2
9	1014057	Ring, 0.810" Internal Retaining .....	1
10	1014058	Thrust Washer .....	1
11	1014059	Drive Hub Assy, Drive Clutch .....	1
12	1014453	Kit, Drive Clutch Button (includes items 13 through 16) .....	1
13	1014062	Driver, Drive Clutch .....	3
14	1014287	Spring, Drive Button .....	3
15	183	Washer, #10 Type A Flat .....	3
16	8450	Screw, #10-24 X 0.50 Hex-Head .....	3
17	1016289	Spacer, Fixed Face Shaft .....	1
18	1016801	Kit, Drive Clutch Weight (includes items 19 through 25) .....	1
19	1014063	Screw, 1/4-20 X 1.00 Hex Head .....	6
20	N/A	Pin, 0.3752 X 1.50 Dowel .....	3
21	1014065	Washer, 0.38" ID Delrin Flat .....	6
22	N/A	Clutch Weight, Secondary .....	3
23	N/A	Washer .....	6
24	1016201	Washer, Wave .....	3
25	N/A	Weight, Primary .....	3
26	1016901	Spring, Drive Clutch .....	1
27	N/A	Cap Plug .....	3
28	101929802	Kit, Fxd Face Dr Asm Fe290/350 (includes items 29 and 30) .....	1
29	N/A	Desiccant Bag (Not Shown) .....	1
30	101929801	Assembly, Fixed-Face Drive (includes items 31 through 33) .....	1
31	N/A	Fixed Face Assembly, Drive Clutch .....	1
32	1014288	Screw, 5/16-18 X 0.75 Thread-Forming .....	3
33	N/A	Pulley, Clutch .....	1
34	101916701	V-Belt .....	1
35	103345701	Screw 3/8-24x5.5 Hex Loc Ptch .....	1
36	808	Washer, 3/8 Type B Flat .....	1
		Note: Item 29 not shown.	



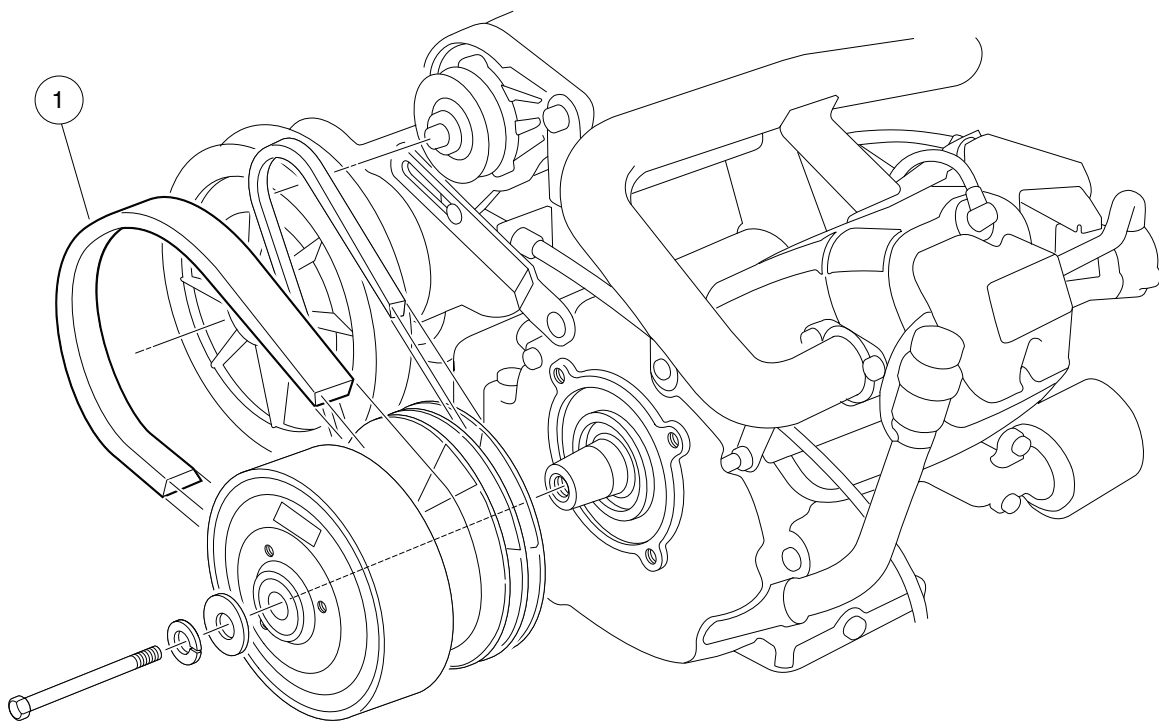
000218-001

# DRIVE BELT – FE290

ITEM	PART NO.	DESCRIPTION	QTY
1	1016203	<div style="display: flex; justify-content: space-between; margin-bottom: 5px;"> <span>1</span><span>2</span><span>3</span><span>4</span> </div> Belt, Drive .....	1

11

G



000218-001

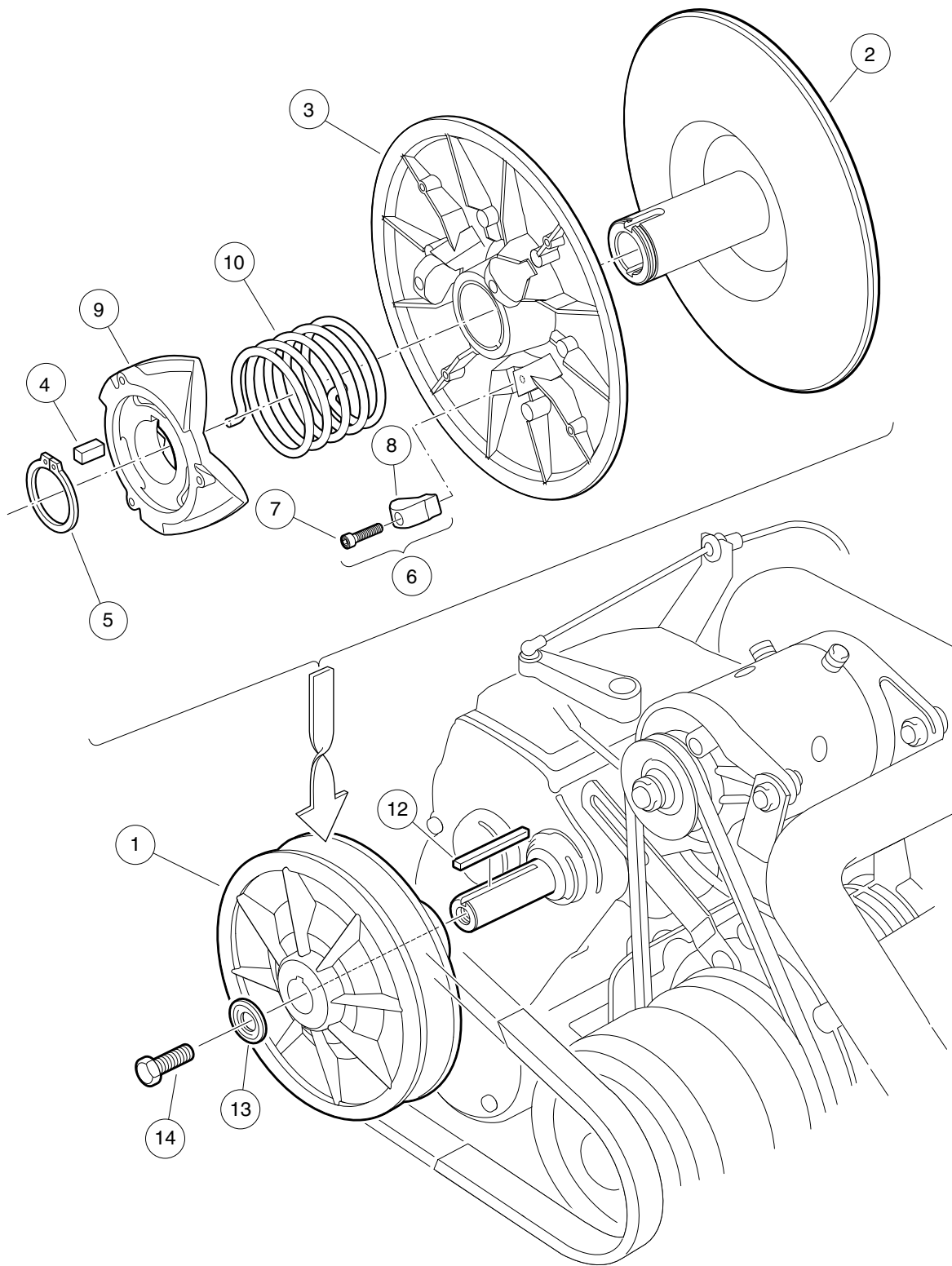


# DRIVE BELT – FE350

ITEM	PART NO.	DESCRIPTION	QTY
1	1017188	<div style="display: flex; justify-content: space-between; margin-bottom: 5px;"> <span>1</span> <span>2</span> <span>3</span> <span>4</span> </div> Belt, Drive (FE350) .....	1

11

G



000219-001

# DRIVEN CLUTCH

ITEM	PART NO.	DESCRIPTION	QTY
		<b>1 2 3 4</b>	
1	101834001	Assembly, Driven Clutch (includes items 2 through 10) .....	1
2	1014070	Fixed Face Assy, Driven Clutch .....	1
3	1014072	Movable-Face Assembly with Bushing .....	1
4	1014078	Key, Driven Clutch .....	1
5	1014080	Ring, Retaining .....	1
6	1014454	Kit, Driven Clutch Button (includes items 7 and 8) .....	1
7	1012836	Screw, #8-32 X 3/4 Socket-Head Cap .....	3
8	1014076	Button, Drive .....	3
9	1017686	Cam, Driven Clutch .....	1
10	101836201	Spring, Driven Clutch, Reversed .....	1
11	AM10419	Kit, Clutch Repair (includes items 12 through 14) .....	1
12	101833401	Key, 3/16 Sq X 1.50" .....	1
13	102155801	Washer, Driven Clutch .....	1
14	102242101	Screw, 5/16-18 X 3/4 Hex-Head with Patch .....	1

**11**  
**G**

11

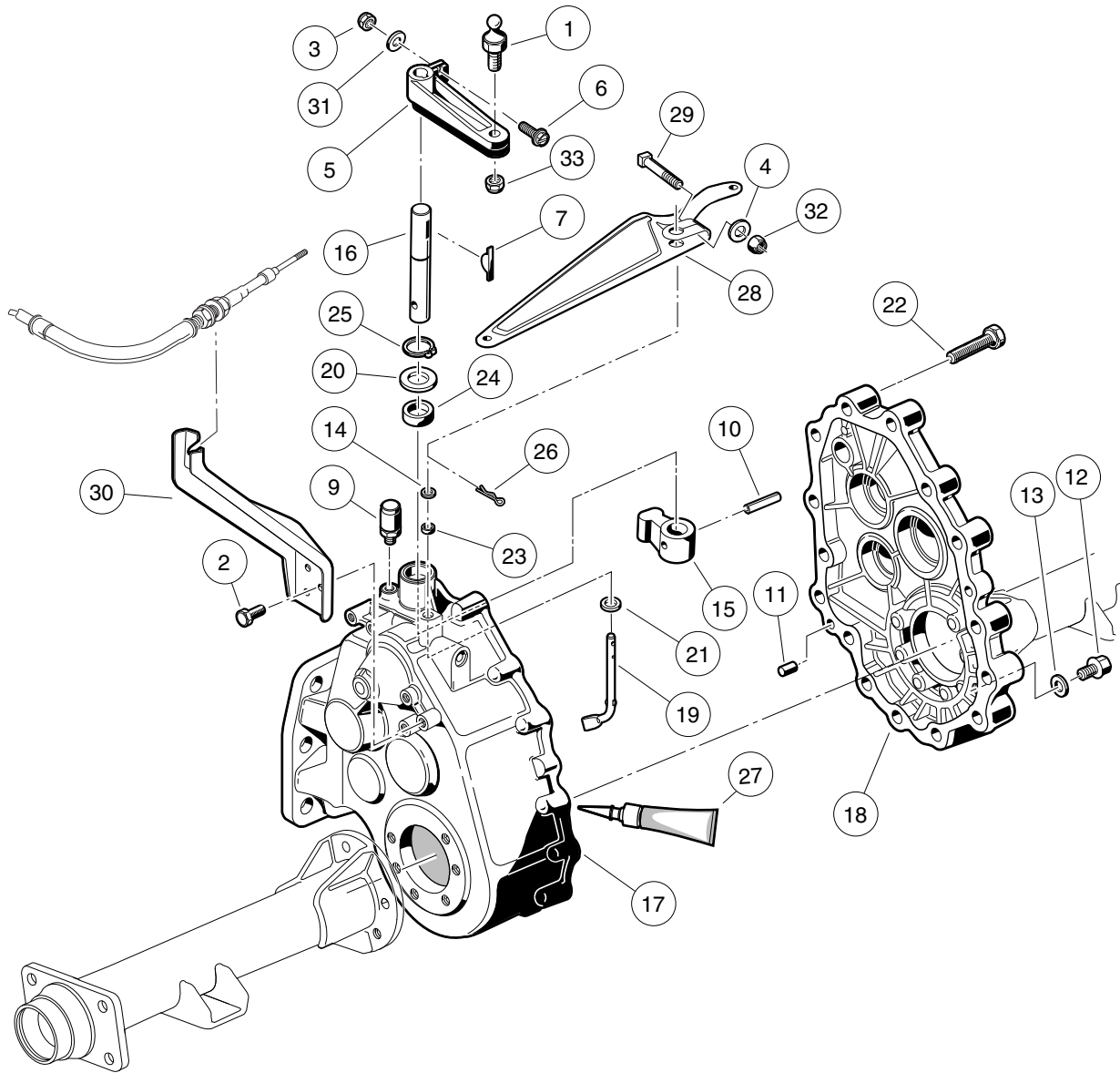
G

# TRANSAXLE AND FNR SHIFTER- GASOLINE VEHICLE

---

12

G

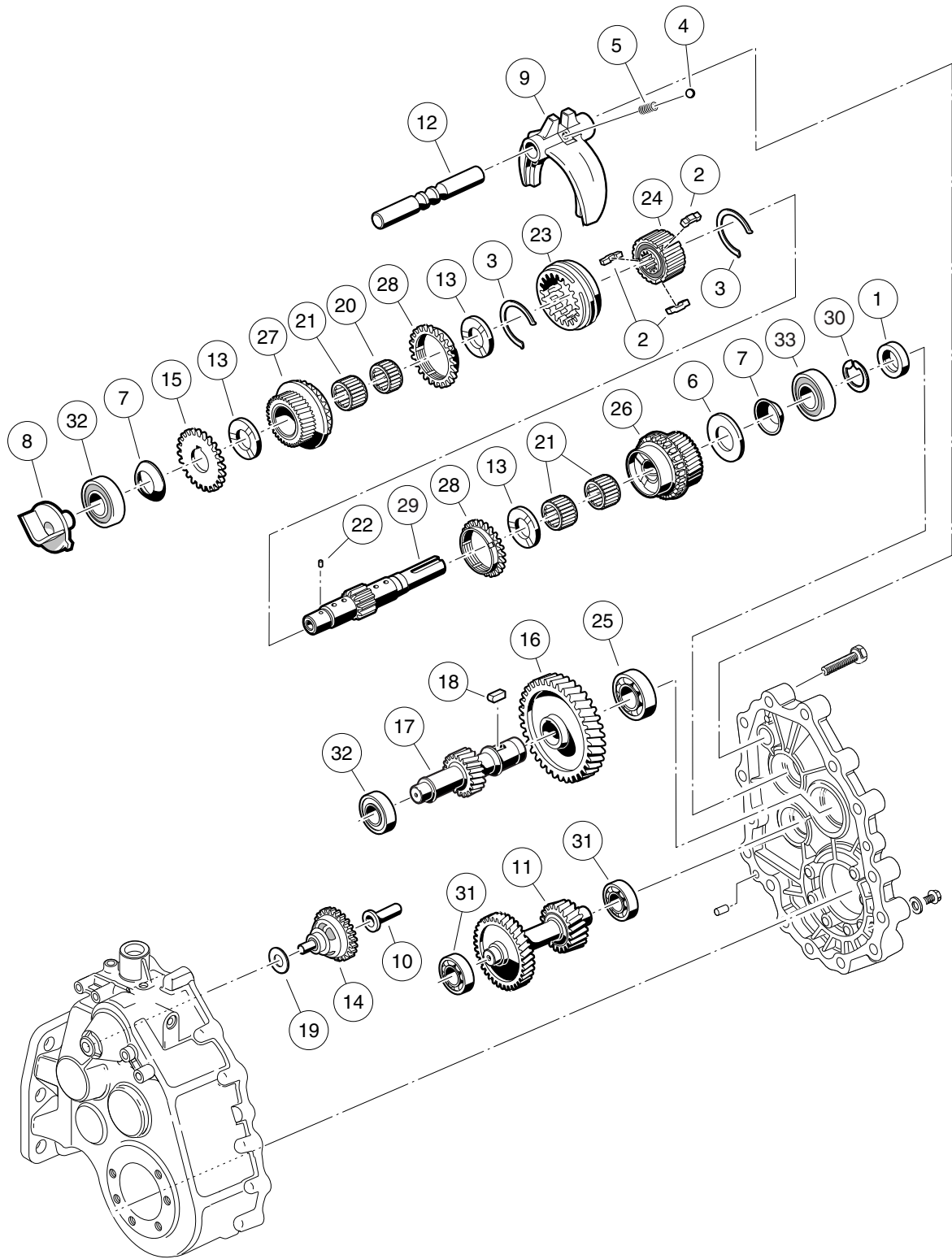


000220-001

# TRANSAXLE – GASOLINE VEHICLES, GEAR CASES AND BRACKETS

ITEM	PART NO.	DESCRIPTION	QTY
		<b>1 2 3 4</b>	
1	1010954	Stud, 1/4-28 X 0.560 Ball .....	1
2	1012285	Screw, 1/4 X 0.625 Hex-Head .....	3
3	1013061	Locknut, #10-32 Nylon Insert .....	1
4	1014007	Washer, 1/4 Flat .....	1
5	1016341	Lever, Transmission Shift .....	1
6	1017082	Screw, #10-32 X 0.75, Hex-Head Machine .....	1
7	1017231	Key, Woodruff .....	1
8	101833601	Transaxle, 11.77 Ratio (includes items 9 through 27) .....	1
9	1012711	Breather .....	1
10	1012752	Roll Pin .....	1
11	1012896	Pin, Dowel .....	2
12	1013760	Fill Plug .....	2
13	1016432	Gasket, Drain Plug .....	1
14	1016513	Washer, M6 Flat .....	1
15	101890101	Lever, Change .....	1
16	101890201	Shaft - Change .....	1
17	101890501	Gear Case (driver side) .....	1
18	101890601	Gear Case (passenger side) .....	1
19	101891301	Arm Pivot .....	1
20	101892901	Washer .....	1
21	101893801	Washer .....	1
22	101926901	Screw, M8-1.25 X 40mm Hex-Head .....	15
23	101927101	Seal, Oil .....	1
24	101927201	Seal, Oil .....	1
25	101927301	Snap Ring .....	1
26	101928601	Pin, Cotter .....	1
27	101928701	Liquid Gasket (Transaxle case) .....	1
28	101834801	Arm, Governor .....	1
29	101886101	Screw, 1/4-20 X 1.00 Square-Head .....	1
30	102045901	Bracket, Shifter .....	1
31	183	Washer, #10 Type A Flat .....	1
32	8233	Locknut, 1/4-20 Nylon Insert .....	1
33	8717	Locknut, 1/4-28 Nylon Insert .....	1

**12**  
**G**



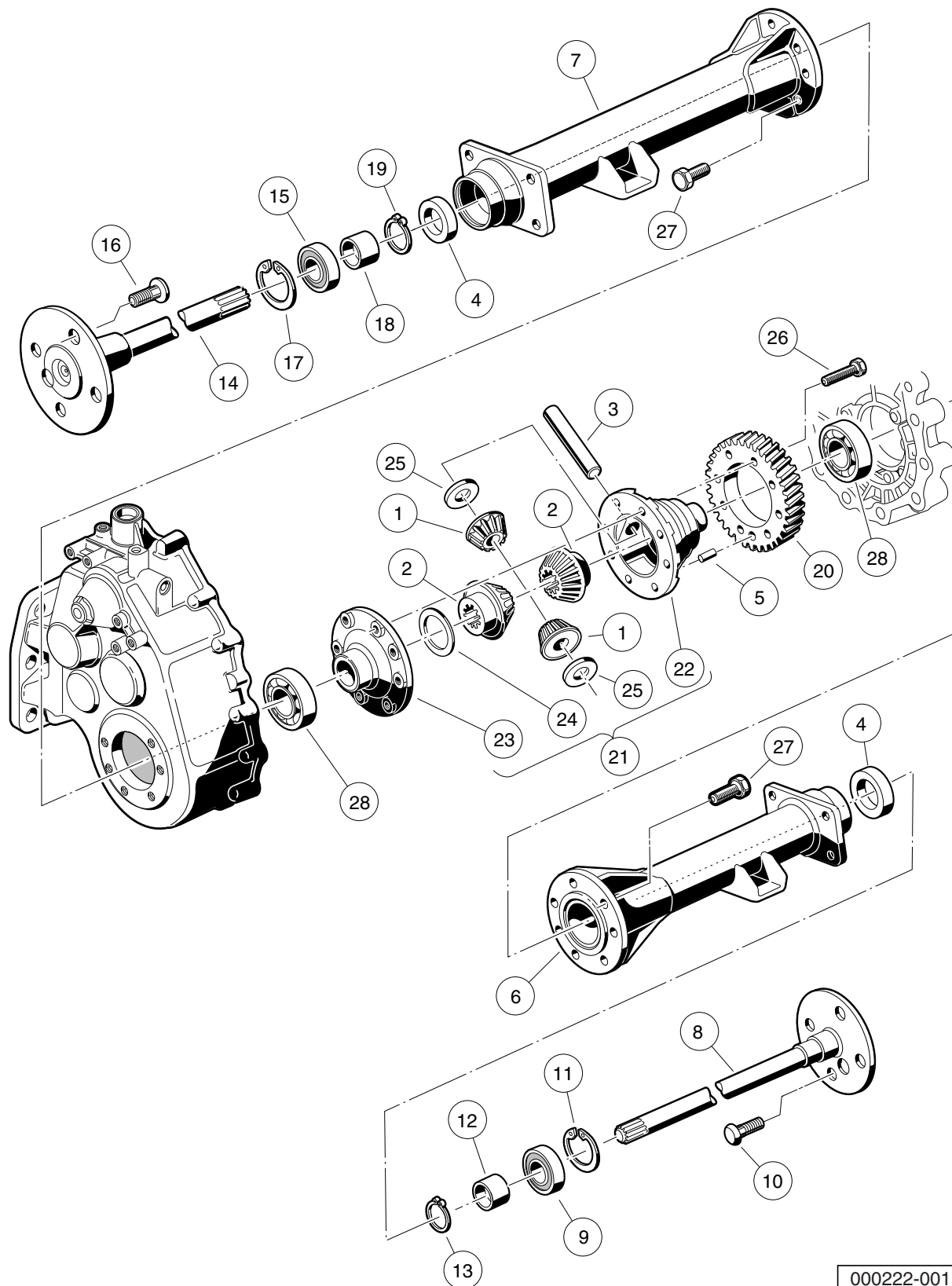
000221-001



# TRANSAXLE – GASOLINE VEHICLES, TRANSMISSION AND GEAR REDUCTION

**12**  
**G**

ITEM	PART NO.	DESCRIPTION	QTY
		1 2 3 4	
1	1012714	Oil Seal .....	1
2	1012740	Synchro Insert .....	3
3	1012741	Synchro Spring .....	2
4	1012747	Shifter Ball .....	1
5	1012748	Shifter Spring .....	1
6	1016337	Washer, Thrust .....	1
7	1016338	Washer, Spring .....	2
8	101889401	Guide .....	1
9	101890001	Fork - Shift .....	1
10	101891601	Sleeve, Governor .....	1
11	101891901	Gear, Cluster .....	1
12	101892001	Rod, Shift .....	1
13	101892201	Plate, Thrust .....	3
14	101892301	Governor Assembly .....	1
15	101892401	Gear, Spur .....	1
16	101892501	Gear, Helical (61 Tooth) .....	1
17	101892601	Gear, Helical (17 Tooth) .....	1
18	101893201	Key Sunk .....	1
19	101893901	Washer .....	1
20	101927501	Needle Bearing .....	1
21	101927601	Needle Bearing .....	3
22	101927701	Pin, .116" Dia X 0.264 Dowel .....	1
23	101927901	Sleeve, Synchro .....	1
24	101928001	Hub, Synchro Clutch .....	1
25	101928101	Bearing, Ball .....	1
26	101980801	Gear Assembly, 16-Degree Synchro (25 Tooth) .....	1
27	101980901	Gear Assembly, 16-Degree Rear Synchro (28 Tooth) .....	1
28	101981001	Ring, 16-Degree Synchronizer .....	2
29	102453001	Shaft, Trans, with Circlip .....	1
30	102453101	Circlip .....	1
31	7335	Bearing .....	2
32	AM10080	Bearing, Ball, Sealed .....	2
33	AM10081	Bearing, Ball, Sealed .....	1
Note: Items listed on this page are components of the unitized transaxle.			

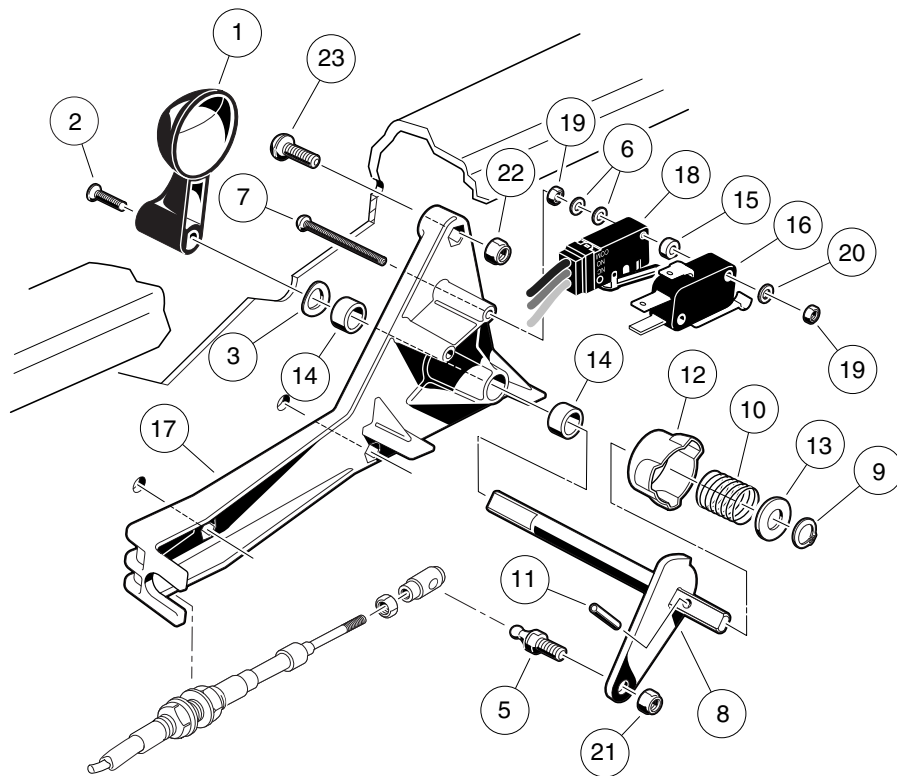


000222-001

# TRANSAXLE – GASOLINE VEHICLES, DIFFERENTIAL AND AXLES

ITEM	PART NO.	DESCRIPTION	QTY
		<b>1 2 3 4</b>	
1	1013770	Differential Idler Gear .....	2
2	1013771	Gear, Differential .....	2
3	1013772	Pin, Differential .....	1
4	1013794	Axle Shaft Oil Seal .....	2
5	1014193	Dowel Pin .....	1
6	101890901	Pipe .....	1
7	101891001	Pipe .....	1
8	101891401	Axle Assembly, Passenger Side (includes items 9 through 13) .....	1
9	1011291	Outer Axle, Tube Bearing .....	1
10	1013787	Lug Stud .....	4
11	1013792	Circlip Type C .....	1
12	1014207	Bushing .....	1
13	1016672	Retaining Ring .....	1
14	101891501	Axle Assembly, Driver-Side (includes items 15 through 19) .....	1
15	1011291	Outer Axle, Tube Bearing .....	1
16	1013787	Lug Stud .....	4
17	1013792	Circlip Type C .....	1
18	1014207	Bushing .....	1
19	1016672	Retaining Ring .....	1
20	101892701	Gear, Helical .....	1
21	101910501	Kit, Differential Gear Case (includes items 22 through 25) .....	1
22	1013768	Differential Gear Case, Left-Hand .....	1
23	1013769	Differential Gear Case, Right-Hand .....	1
24	1013773	Plate, Thrust (Differential Gear) .....	1
25	1013774	Plate, Thrust (Idler Gear) .....	2
26	101928301	Screw, M8-1.25 X 35mm Hex Head .....	8
27	102031901	Bolt, M10 X 1.5 X 30mm .....	14
28	7330	Inner Axle Tube Bearing .....	2

**12**  
**G**

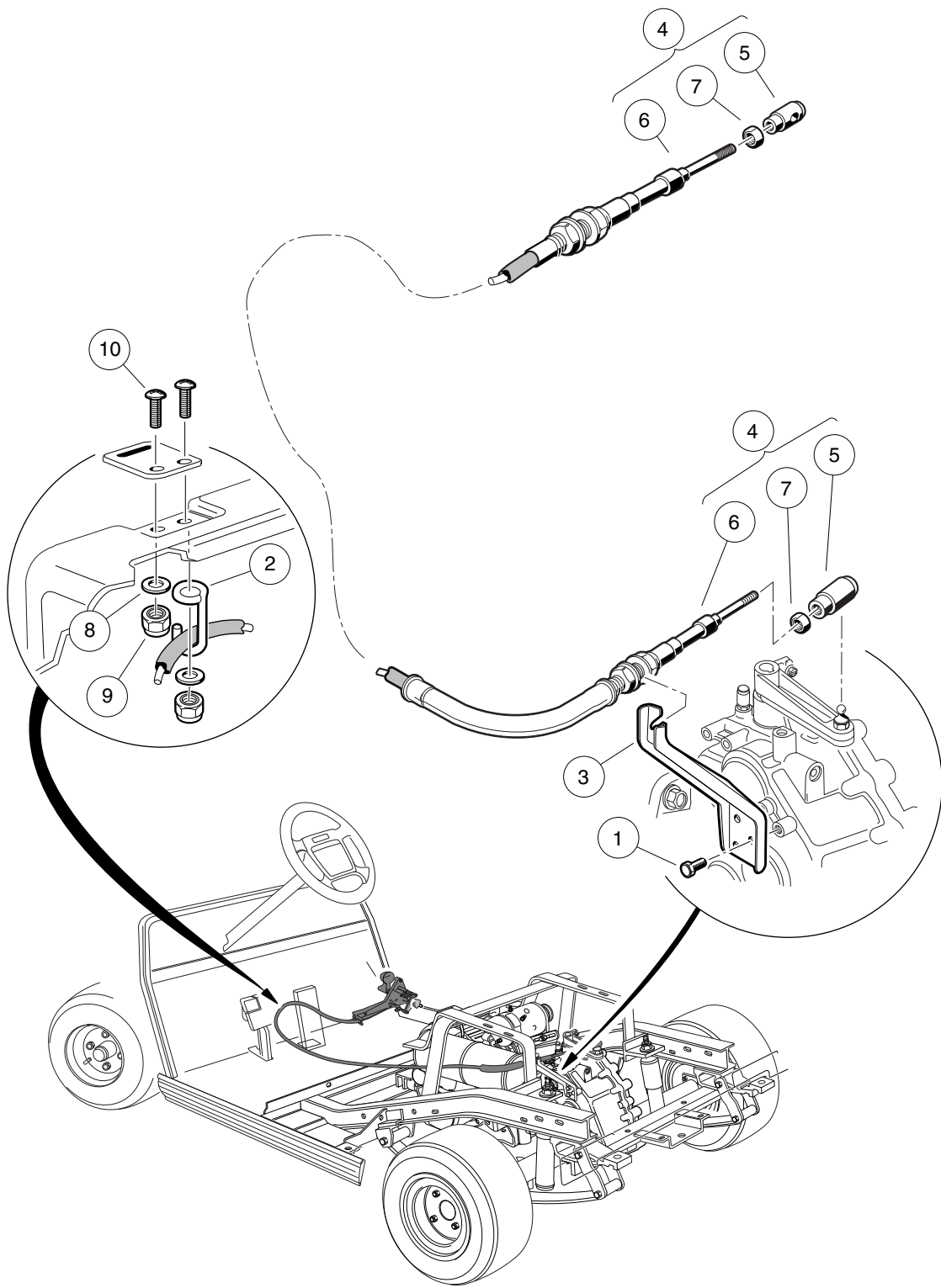


000236-001

# FORWARD/REVERSE SHIFTER ASSEMBLY – GASOLINE VEHICLES

ITEM	PART NO.	DESCRIPTION	QTY
		<b>1 2 3 4</b>	
1	1012987	Handle, FNR .....	1
2	1015064	Screw, #8-32 X 0.63 Machine .....	1
3	1016201	Washer, Wave .....	1
4	1016947	Assembly, FNR Shifter (includes items 5 through 21) .....	1
5	1010954	Stud, 1/4-28 X 0.560 Ball .....	1
6	1012431	Washer, #4 Flat .....	4
7	1012594	Screw, #4-40 Machine .....	2
8	1013587	FNR Bell Crank Weldment .....	1
9	1013589	Ring, 0.338" Internal Retaining .....	1
10	1013590	Spring, FNR Cam .....	1
11	1013591	Pin, 1/8 X 1/2 Roll .....	1
12	1014089	Neutral Lockout Cam Kit (includes item 13) .....	1
13	1014065	Washer, 0.38" ID Delrin Flat .....	1
14	1014145	Bushing, Secondary Weight, Split .....	2
15	1014727	Washer, #4 Nylon Flat .....	2
16	1014807	Switch, Limit .....	1
17	1016342	FNR Shifter Base .....	1
18	101979101	Assembly, Switch, Limit .....	1
19	8057	Nut, #4-40 Hex Machine .....	4
20	8058	Lockwasher, #4 Split .....	2
21	8717	Locknut, 1/4-28 Nylon Insert .....	1
22	8233	Locknut, 1/4-20 Nylon Insert .....	4
23	8248	Screw, 1/4-20 X 0.75 Truss-Head Machine .....	4

**12**  
**G**



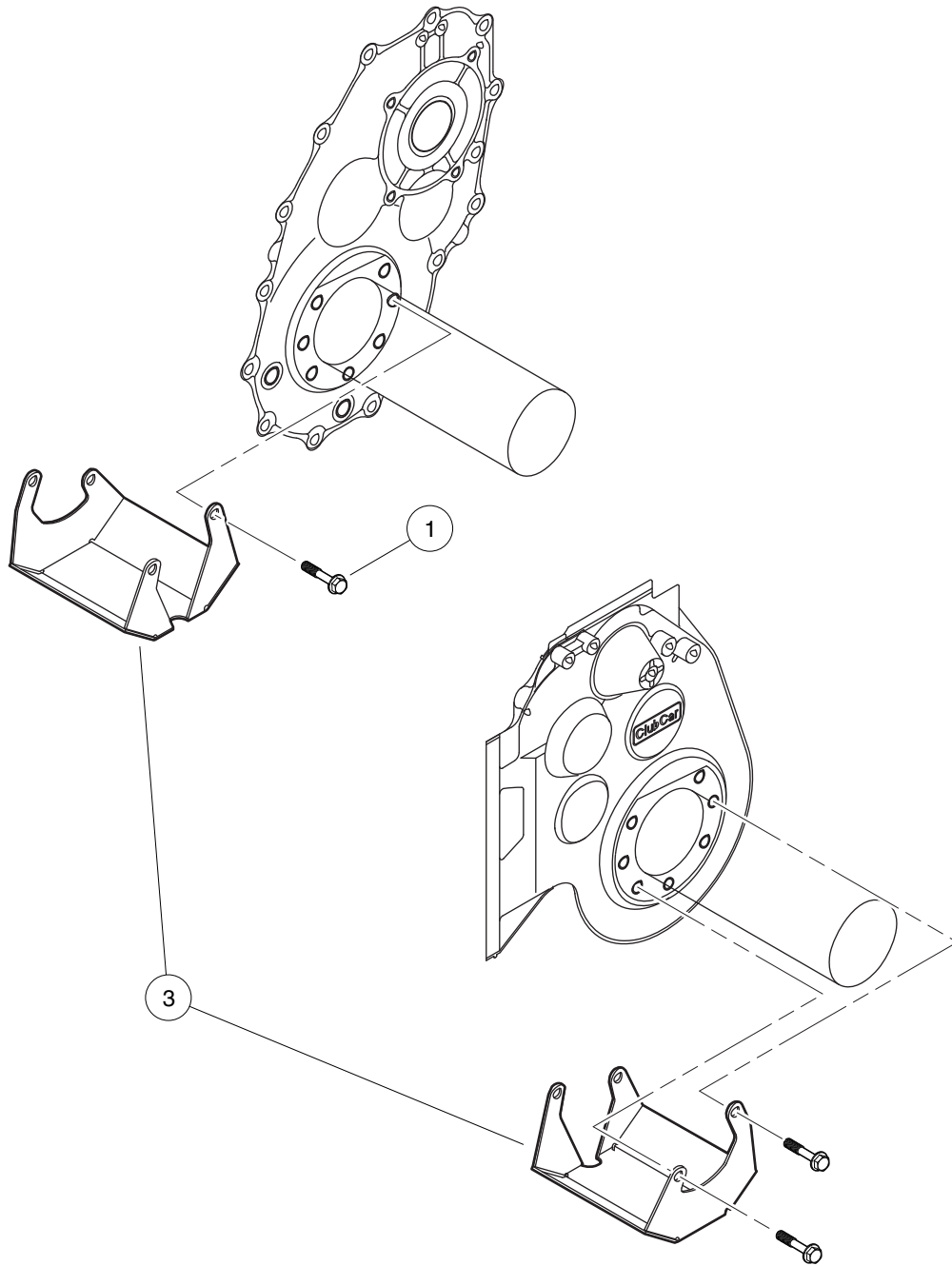
000248-001

# FORWARD/REVERSE SHIFTER CABLE – GASOLINE VEHICLES

ITEM	PART NO.	DESCRIPTION	QTY
		1 2 3 4	
1	1012285	Screw, 1/4 X 0.625 Hex-Head .....	3
2	101855801	Cable Retainer .....	1
3	101922601	Bracket, Shifter .....	1
4	101951501	FNR Shifter Cable (includes items 5 through 7) .....	1
5	1012333	Joint, #10-32 Ball .....	2
6	103379501	Cable, Transmission Shifter Ds .....	1
7	7893	Nut, #10-32 Hex .....	2
8	332	Washer, 1/4 Type A Narrow Flat .....	4
9	8233	Locknut, 1/4-20 Nylon Insert .....	4
10	8251	Screw, 1/4-20 X 1.0 Truss-Head Machine .....	4

12

G



000366-001



# DIFFERENTIAL GUARD – XRT810

ITEM	PART NO.	DESCRIPTION	QTY
		1 2 3 4	
1	101926901	Screw, M8-1.25 X 40mm Hex-Head .....	4
2	101932902	Diff Guard Unitized Kit (Includes Instructions) (includes item 3) .....	1
3	N/A	Guard, Unitized Differential .....	1

12

G

12

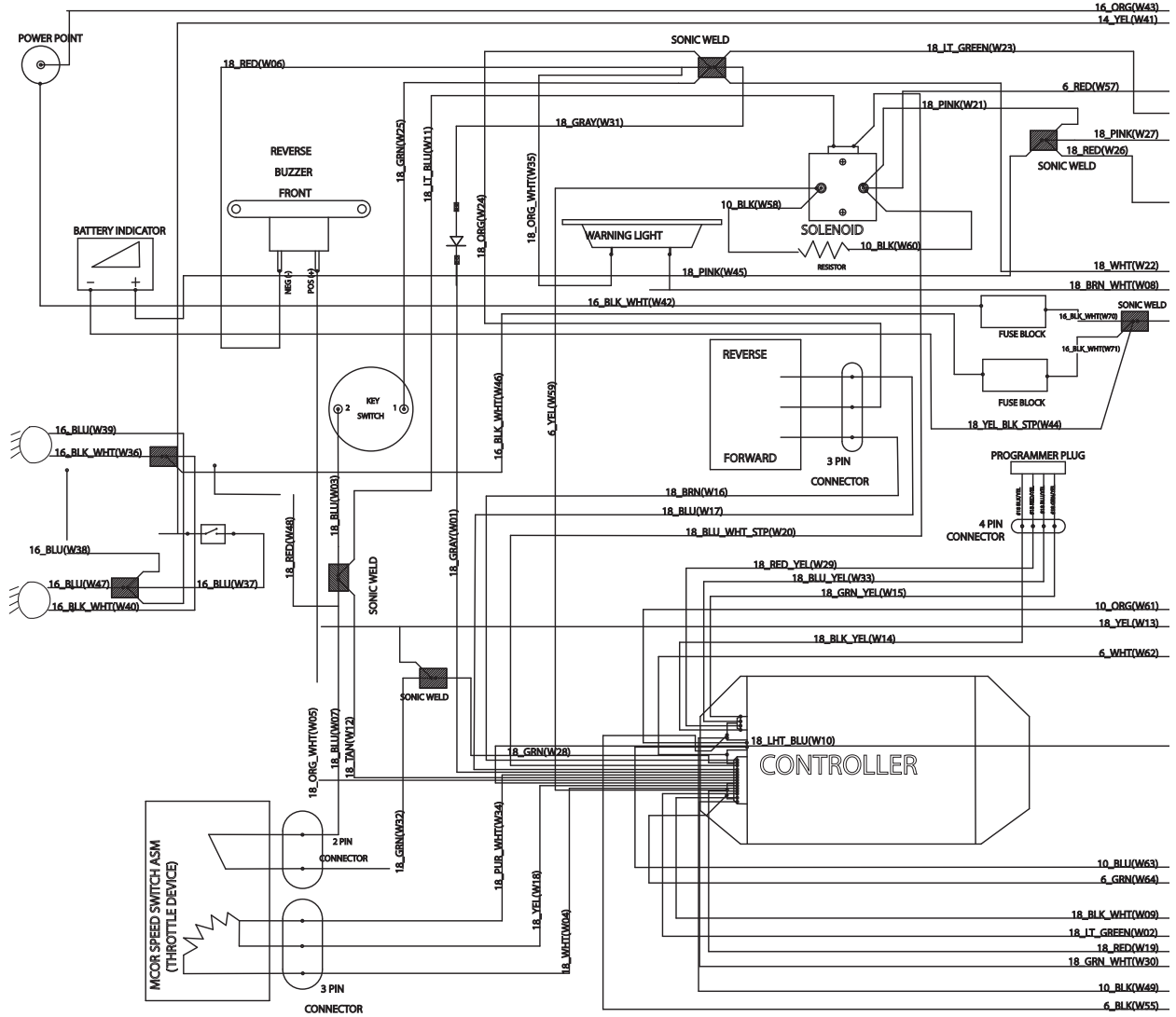
G

# ELECTRICAL SYSTEM – ELECTRIC VEHICLES

---

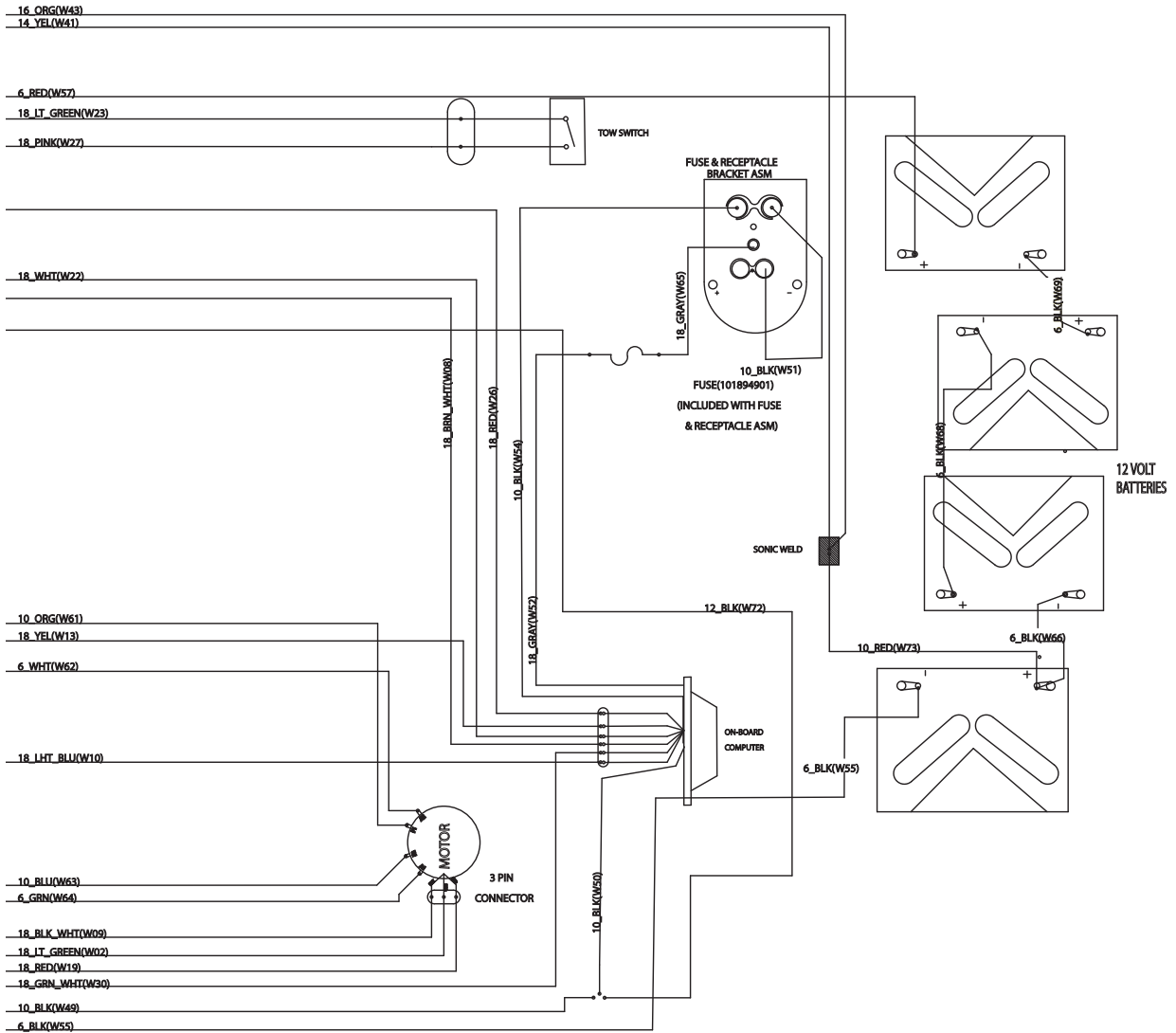
13

*E*



- (PIN 14) LT GREEN : TO MOTOR SPEED SENSOR OUTPUT
- (PIN 15) RED : TO HIGH SPEED OF MOTOR SPEED SENSOR
- (PIN 16) BLUE : TO FNR SWITCH "REV"
- (PIN 8) BROWN : TO FNR SWITCH "FOR"
- (PIN 7) ORG/WHT : TO LOW SIDE OF REVERSE BUZZER
- (PIN 6) GREEN : TO ACCELERATOR LIMIT SWITCH
- (PIN 13) BLK/WHT : TO LOW SIDE OF MOTER SPEED SENSOR
- (PIN 12) BLU/WHT : TO LOW SIDE OF SOLENOID COIL
- (PIN 11) : OPEN
- (PIN 10) TAN : TO KEY SWITCH SONIC WELD
- (PIN 9) GRAY : AUX
- (PIN 1) WHITE : TO HIGH SIDE OF POTENTIOMETER
- (PIN 2) YELLOW : TO SLIDER OF POTENTIOMETER
- (PIN 3) PUR/WHT : TO LOW SIDE OF POTENTIOMETER
- (PIN 4) GRN/WHT : TO S.O.C
- (PIN 5) LT BLUE : TO OBC "CONTROLLER LOCKOUT"

000233-001



000233-001

**13**

***E***

See previous two pages for illustration.

# WIRING – ELECTRIC VEHICLE

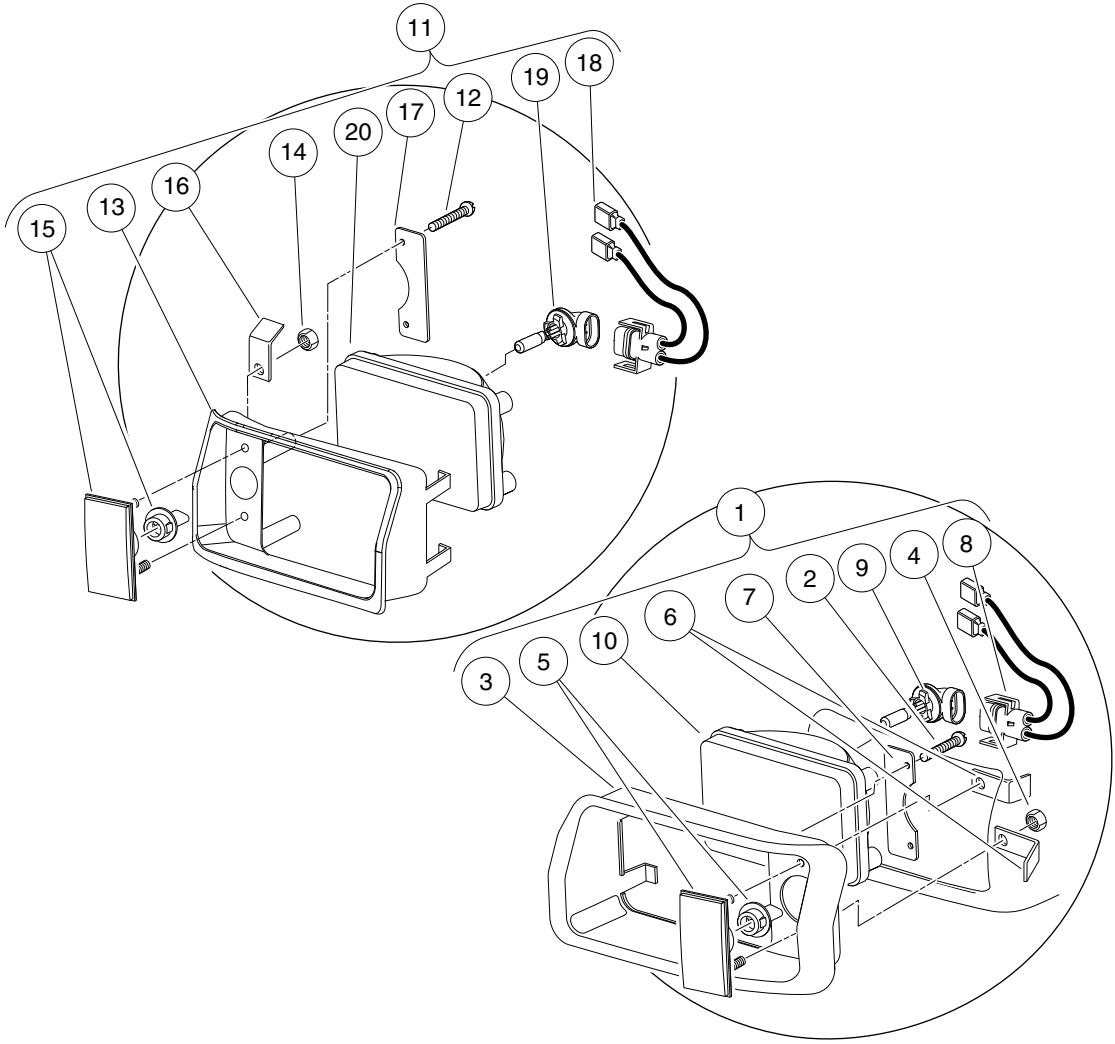
ITEM	PART NO.	DESCRIPTION	QTY
1	102810501	1 2 3 4 Wire Harness, Electric Vehicle .....	1

13

E

13

E



000073-001

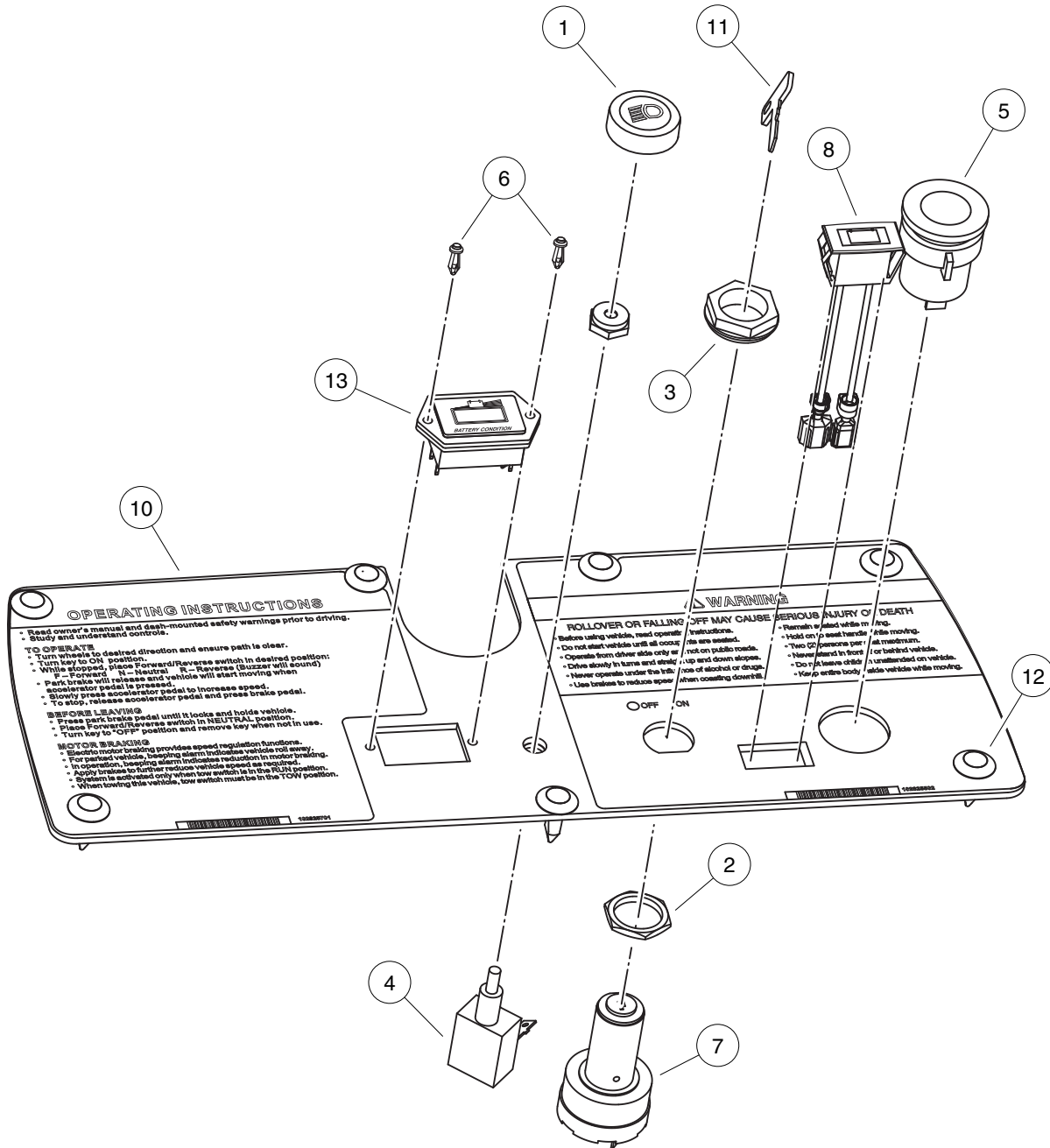


# HEADLIGHTS

**13**

**E**

ITEM	PART NO.	DESCRIPTION	QTY
		<b>1 2 3 4</b>	
1	101988001	Headlight Assembly, Driver-Side Single Beam (includes items 2 through 10) .....	1
2	1013461	Screw, #10-16 Hex-Head Hi-Lo .....	2
3	1016880	Headlight Bezel, Left .....	1
4	1017	Nut, #10-24 Stainless-Steel Hex Machine .....	2
5	1017062	Turn Signal Lens Assy .....	1
6	1017064	Mounting Bracket .....	2
7	1017065	Retainer, Headlight .....	1
8	101987901	Connector Harness Assembly, Headlight .....	1
9	101988101	Bulb, Headlight .....	1
10	101988201	Lens, Headlight .....	1
11	101988002	Headlight Assy, Passenger-Side Single Beam (includes items 12 through 20) .....	1
12	1013461	Screw, #10-16 Hex-Head Hi-Lo .....	2
13	1016879	Headlight Bezel, Right .....	1
14	1017	Nut, #10-24 Stainless-Steel Hex Machine .....	2
15	1017062	Turn Signal Lens Assy .....	1
16	1017064	Mounting Bracket .....	2
17	1017065	Retainer, Headlight .....	1
18	101987901	Connector Harness Assembly, Headlight .....	1
19	101988101	Bulb, Headlight .....	1
20	101988201	Lens, Headlight .....	1



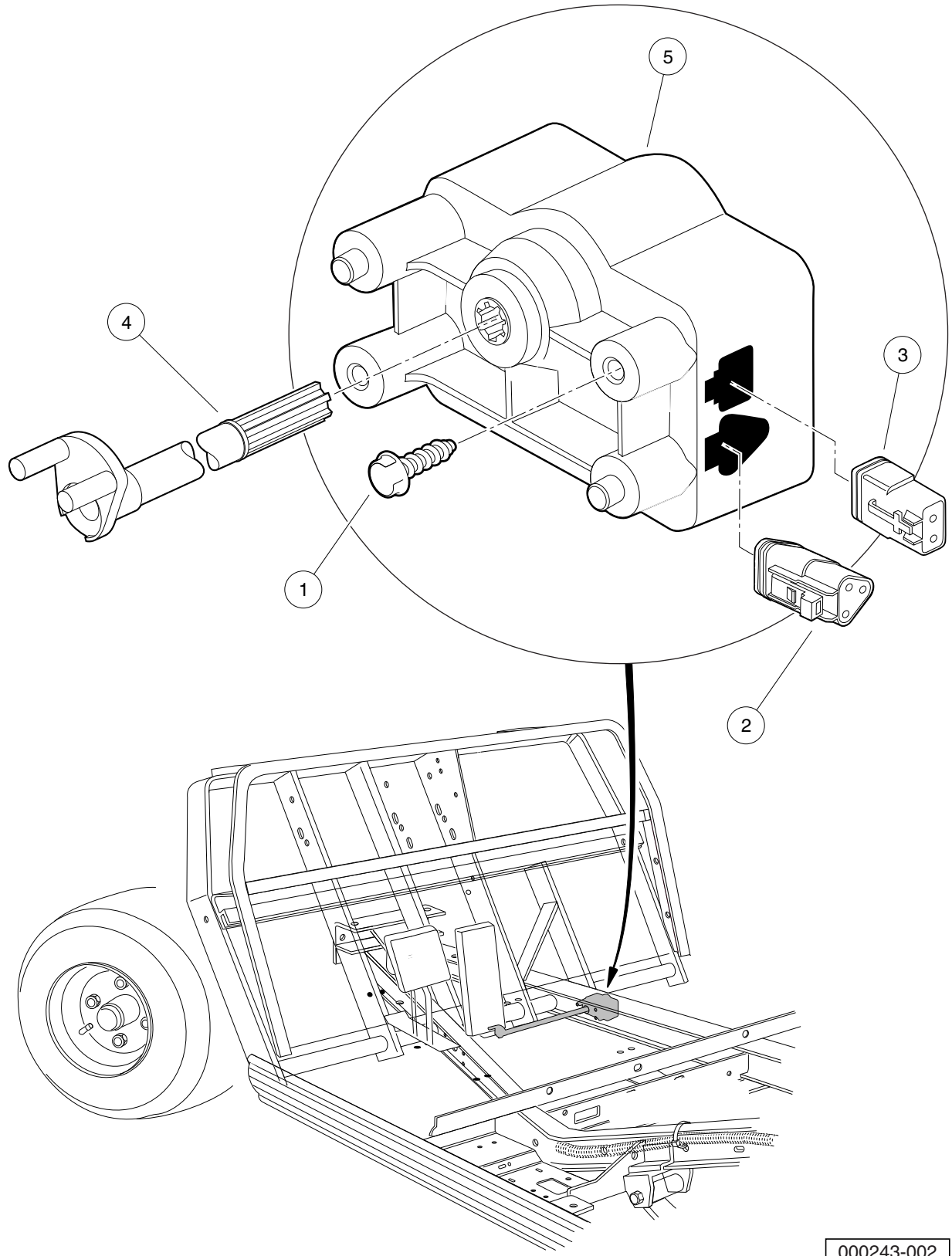
000231-001

# ELECTRICAL COMPONENTS, FRONT BODY – ELECTRIC VEHICLE

ITEM	PART NO.	DESCRIPTION	QTY
		<b>1 2 3 4</b>	
1	1013857	Knob, Light Switch .....	1
2	101830701	Nut, Key Switch .....	1
3	102051701	Nut, Key Switch .....	1
4	102051901	Switch, Light .....	1
5	102198001	Receptacle, Accessory .....	1
6	102499001	Rivet, Micro Tuflok .....	2
7	102508601	Key Switch, Electric .....	1
8	102508701	Light, Battery .....	1
9	102804503	Panel, Instrument .....	1
10	102804504	Panel, Instrument (With 12-Volt Accessory Outlet Cutout) * .....	1
11	102830801	Set, Key .....	1
12	102967901	Rivet, Removable, Tuflok 1/4" .....	7
13	103200701	Battery Condition Indicator - 48V .....	1
<p>Note: Items marked with an asterisk (*) are to be used only on vehicles equipped with a 12-volt accessory outlet.</p>			

**13**

**E**



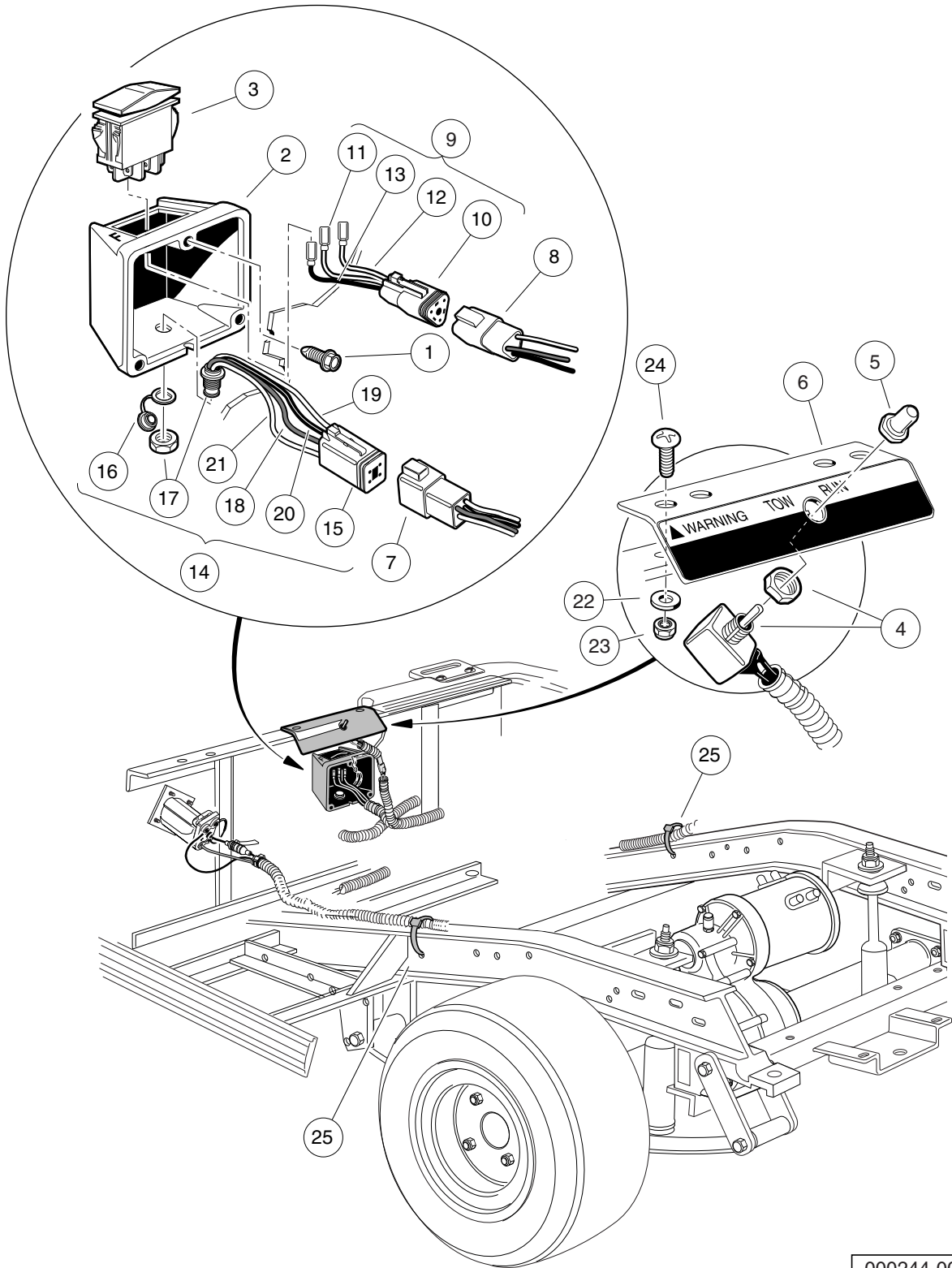
000243-002

# MOTOR CONTROLLER OUTPUT REGULATOR (MCOR)

ITEM	PART NO.	DESCRIPTION	QTY
		1 2 3 4	
1	1015752	Screw, #12-16 X 0.625 Hi-Lo .....	2
2	101920101	Kit, 3-Pin Wedge Lock .....	1
3	101936801	Kit, 2-Pin Wedge Lock .....	1
4	102101001	Bar, Drive, Cast .....	1
5	102101101	MCOR .....	1

13

E



000244-001

## FORWARD/REVERSE SWITCH, TOW/RUN SWITCH

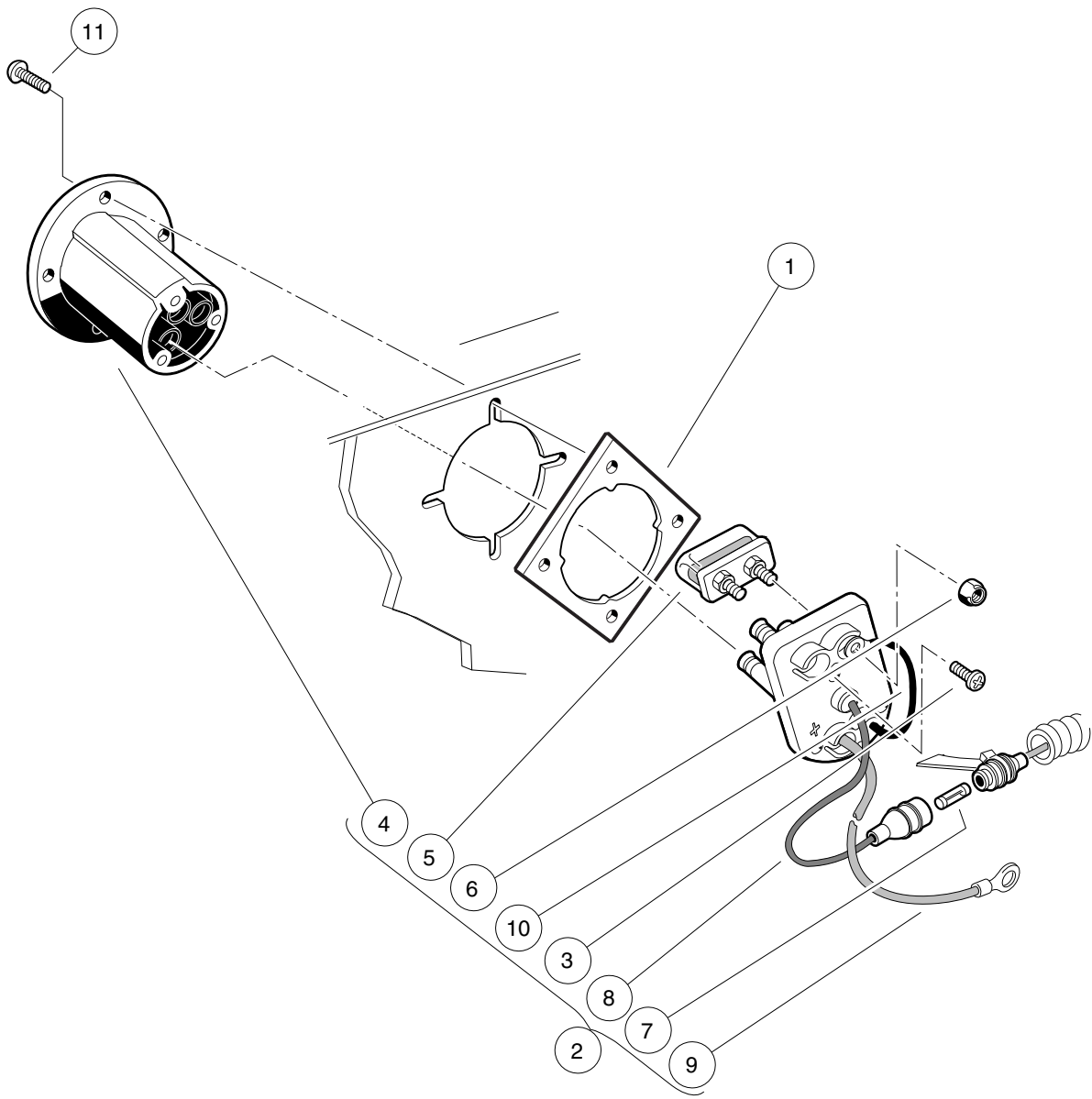
ITEM	PART NO.	DESCRIPTION	QTY
		1 2 3 4	
1	1012285	Screw, 1/4 X 0.625 Hex-Head .....	3
2	101855002	Case, FNR Switch .....	1
3	101856002	Switch, Rocker, Single-Pole .....	1
4	101908101	Switch Assembly, Tow/Run .....	1
5	101908401	Boot, Switch .....	1
6	101922501	Bracket, Tow/Run Switch Mounting .....	1
7	101932401	Kit, 4-Pin Receptacle and Wedge Lock .....	1
8	101942301	Kit, 3-Pin Wedge Lock .....	1
9	102266601	Wire Assembly, FNR Switch (includes items 10 through 13) .....	1
10	101920101	Kit, 3-Pin Wedge Lock .....	1
11	N/A	Wire Assembly, #18 Blue .....	1
12	N/A	Wire Assembly, #18 Orange .....	1
13	N/A	Wire Assembly, #18 Brown .....	1
14	102266701	Wire Assembly, IQDM Port (includes items 15 through 21) .....	1
15	101932501	Kit, 4-Pin Wedge Lock .....	1
16	102196901	Dust Cap .....	1
17	N/A	Connector Mount, Four-Pin .....	1
18	N/A	Wire Assembly, #18 Red/Yellow .....	1
19	N/A	Wire Assembly, #18 Black/Yellow .....	1
20	N/A	Wire Assembly, #18 Blue/Yellow .....	1
21	N/A	Wire Assembly, #18 Green/Yellow .....	1
22	332	Washer, 1/4 Type A Narrow Flat .....	2
23	8233	Locknut, 1/4-20 Nylon Insert .....	2
24	8248	Screw, 1/4-20 X 0.75 Truss-Head Machine .....	2
25	8990	Tie Wrap, 8" Nylon .....	1

13

E

13

E



000369-001

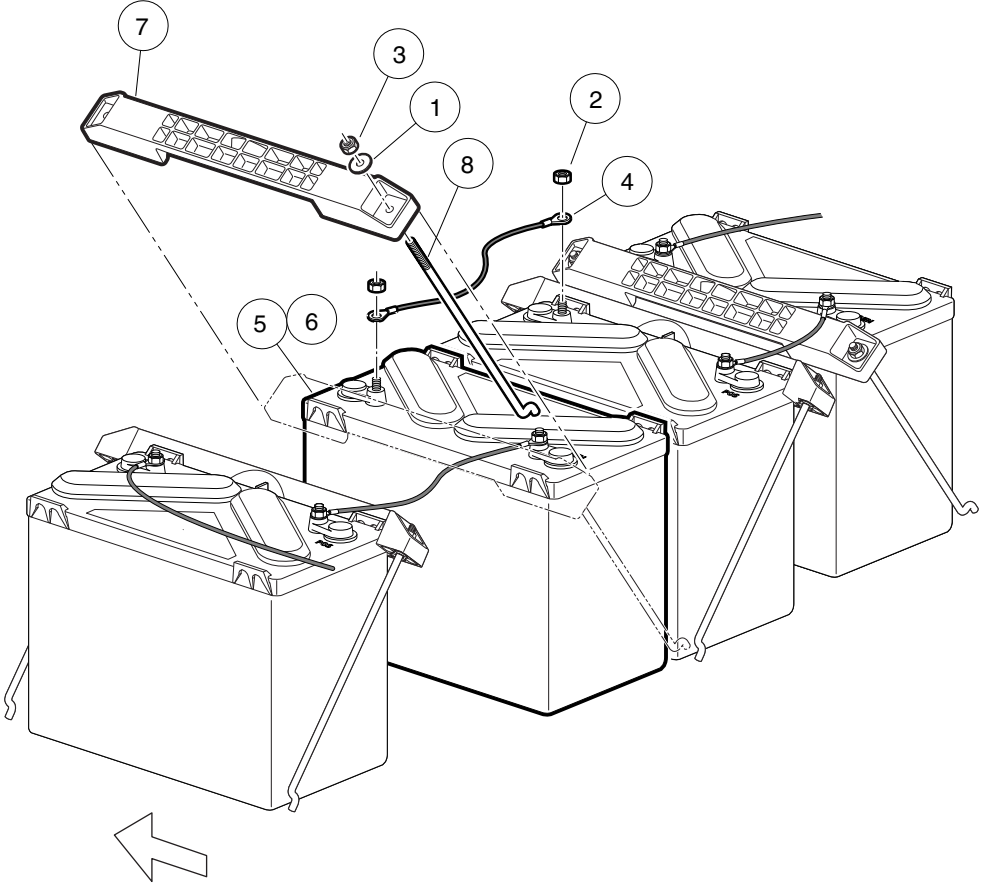


# BATTERY CHARGER RECEPTACLE

ITEM	PART NO.	DESCRIPTION	QTY
		<b>1 2 3 4</b>	
1	101801001	Plate, Receptacle Backing .....	1
2	101802101	Fuse and Receptacle Assembly (includes items 3 through 10) .....	1
3	1017705	Screw, #8 X 5/8 Phillips Pan-Head Type AB .....	3
4	101796501	Receptacle .....	1
5	101796801	Fuse Assembly (includes item 6) .....	1
6	1013061	Locknut, #10-32 Nylon Insert .....	2
7	N/A	Fuse, 3/8-Amp .....	1
8	N/A	Wire Assembly, Sense Lead, Gray .....	1
9	N/A	Wire Assembly, #10 Red .....	1
10	N/A	Wire Assembly, #10 Black .....	1
11	101832001	Screw, #7-19 X 0.625 Phillips Pan-Head Tap .....	4

13

E



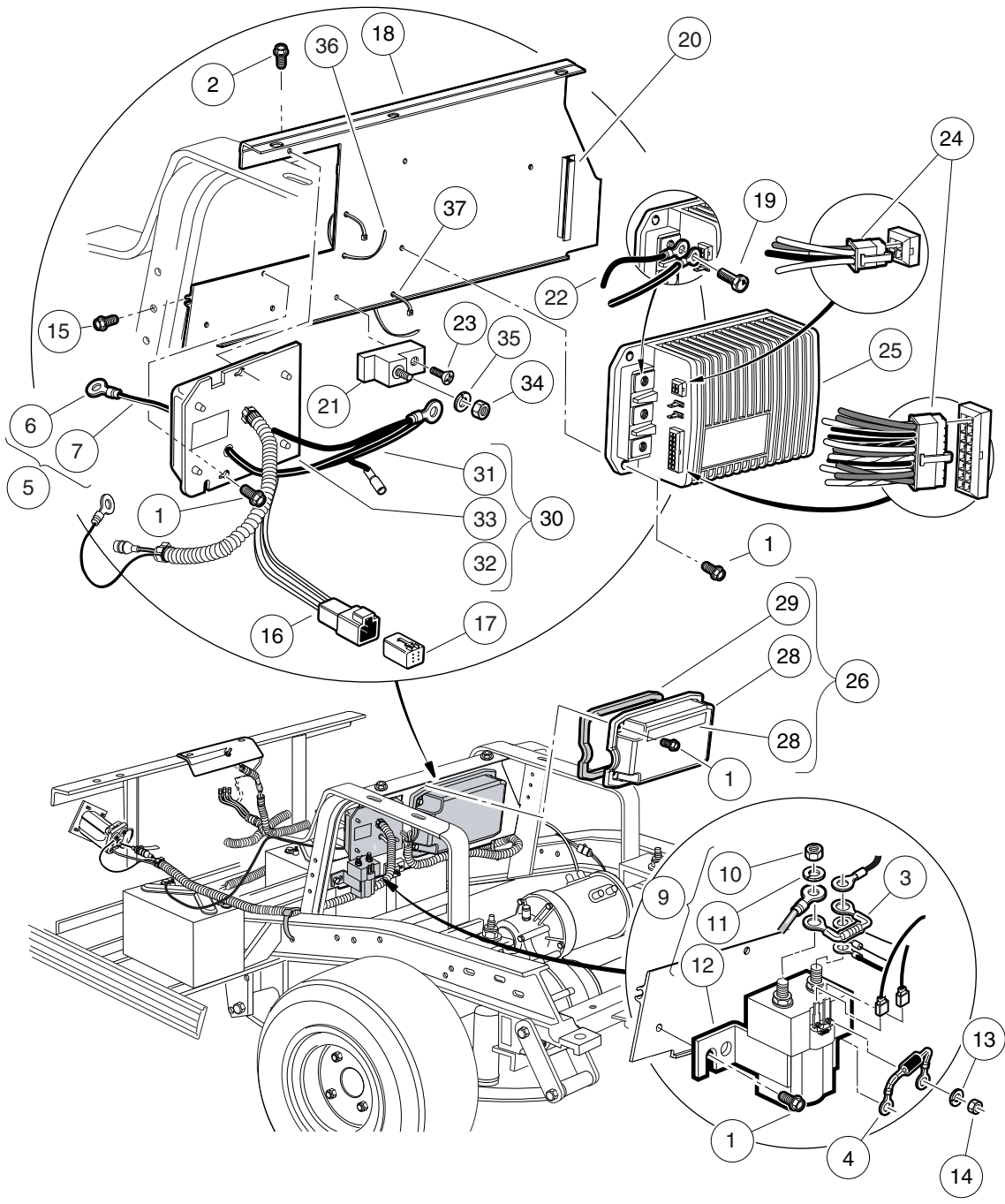
000241-002

# BATTERIES, ELECTRIC VEHICLE

ITEM	PART NO.	DESCRIPTION	QTY
		<b>1 2 3 4</b>	
1	1011697	Washer, 5/16 Flat .....	8
2	1014304	Nut, 5/16-18 Stainless-Steel Hex .....	8
3	1015072	Locknut, 5/16-18 Nylon Insert .....	8
4	101795701	Asm, Wire, #6blk 13in .....	3
5	102511301	Battery, Ventmaster 12-Volt (Wet) .....	4
6	102511302	Battery, Ventmaster 12-Volt (Dry, also known as moist) .....	4
7	102777401	Battery Hold-Down .....	4
8	102832601	Bolt, Battery, J- .....	8

**13**

**E**



000242-006

# OBC, CONTROLLER, AND SOLENOID – ELECTRIC VEHICLE

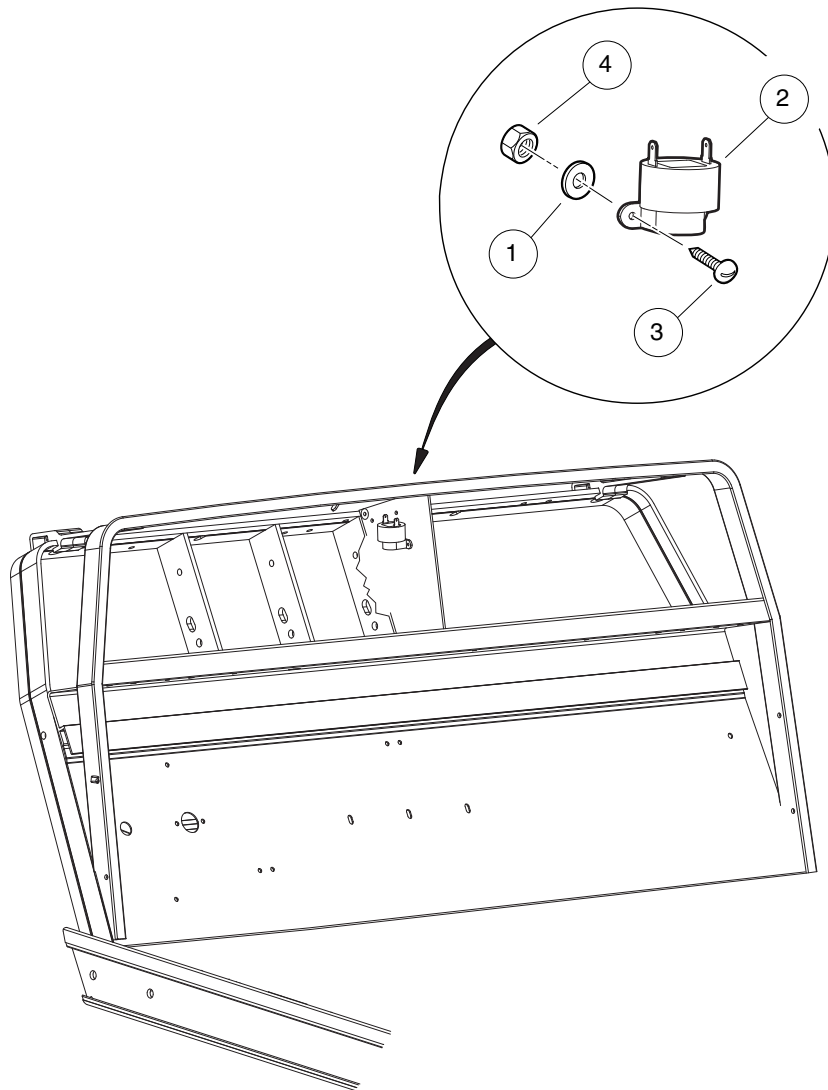
13

E

ITEM	PART NO.	DESCRIPTION	QTY
		1 2 3 4	
1	1012285	Screw, 1/4 X 0.625 Hex-Head .....	9
2	1014288	Screw, 5/16-18 X 0.75 Thread-Forming .....	2
3	1014947	Resistor Assembly .....	1
4	1014948	Diode .....	1
5	101827801	Ground Wire Kit, 48-Volt (includes items 6 through 8) .....	1
6	101826801	Compression Lug .....	1
7	N/A	Wire Assembly, Black .....	1
8	8990	Tie Wrap, 8" Nylon .....	3
9	101908701	Solenoid, 48-Volt (includes items 10 through 14) .....	1
10	1012528	Nut, M8-1.25 Hex .....	2
11	1013734	Lockwasher, 8mm Split .....	2
12	N/A	Solenoid, 48-Volt .....	1
13	N/A	Washer, Lock .....	2
14	N/A	Nut .....	2
15	101910401	Screw, 5/16-18 X 1.25 Thrd Frm .....	2
16	101932601	Kit, 6-Pin Wedge Lock .....	1
17	101932701	Kit, 6-Pin Receptacle and Wedge Lock .....	1
18	101965205	Plate, Component Mounting .....	1
19	102240501	Bolt, Controller, Terminal .....	3
20	****	Extrusion, Cover Support .....	1
21	102259801	Terminal Block .....	1
22	102263601	Wire Assy, #10 Black .....	1
23	102263701	Screw, #10-24 X 0.75 Phillips, Thread-Forming .....	1
24	102266501	Kit, Connector, IQ Controller .....	1
25	102806201	Controller, IQ, 48-volt .....	1
26	103316901	Cover Asm - Controller (includes items 27 through 29) .....	1
27	101931501	Decal, Component Cover .....	1
28	103316701	Cover - Controller, Deep .....	1
29	103316801	Gasket - Controller Cover .....	1
30	N/A	Kit, OBC, DS and Util IQ (includes items 31 through 33) .....	1
31	103282601	Wire Assembly Black #10 .....	1
32	N/A	Instr Obc Ds Pre 01-28-2007 .....	1
33	103403101	Asm, Obc, Iq, V3.0 .....	1
34	1242	Nut, 5/16-18 Hex .....	1
35	7174	Lockwasher, 5/16 Split .....	1
36	8639	Tie Wrap, 11" Nylon .....	1
37	8990	Tie Wrap, 8" Nylon .....	1
		**** Special order item available upon request.	

13

E



000363-001

# REVERSE BUZZER

ITEM	PART NO.	DESCRIPTION	QTY
		1 2 3 4	
1	1012431	Washer, #4 Flat .....	1
2	1016851	Buzzer, Reverse (9-48 VDC) .....	1
3	8056	Screw, #4-40 X 0.75 Round-Head Machine .....	1
4	8057	Nut, #4-40 Hex Machine .....	1

13

E

**13**

***E***

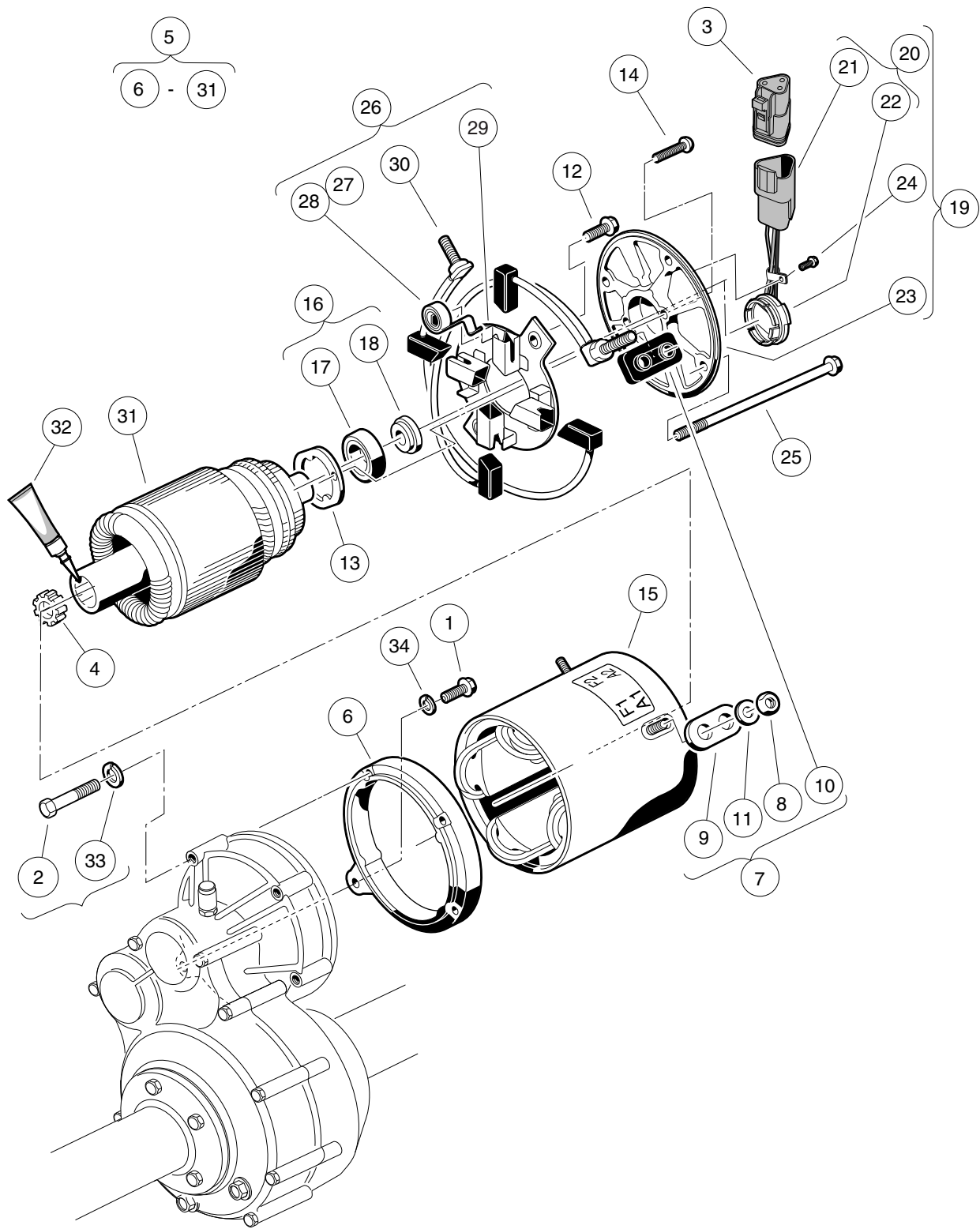


# ELECTRIC MOTOR

---

14

*E*



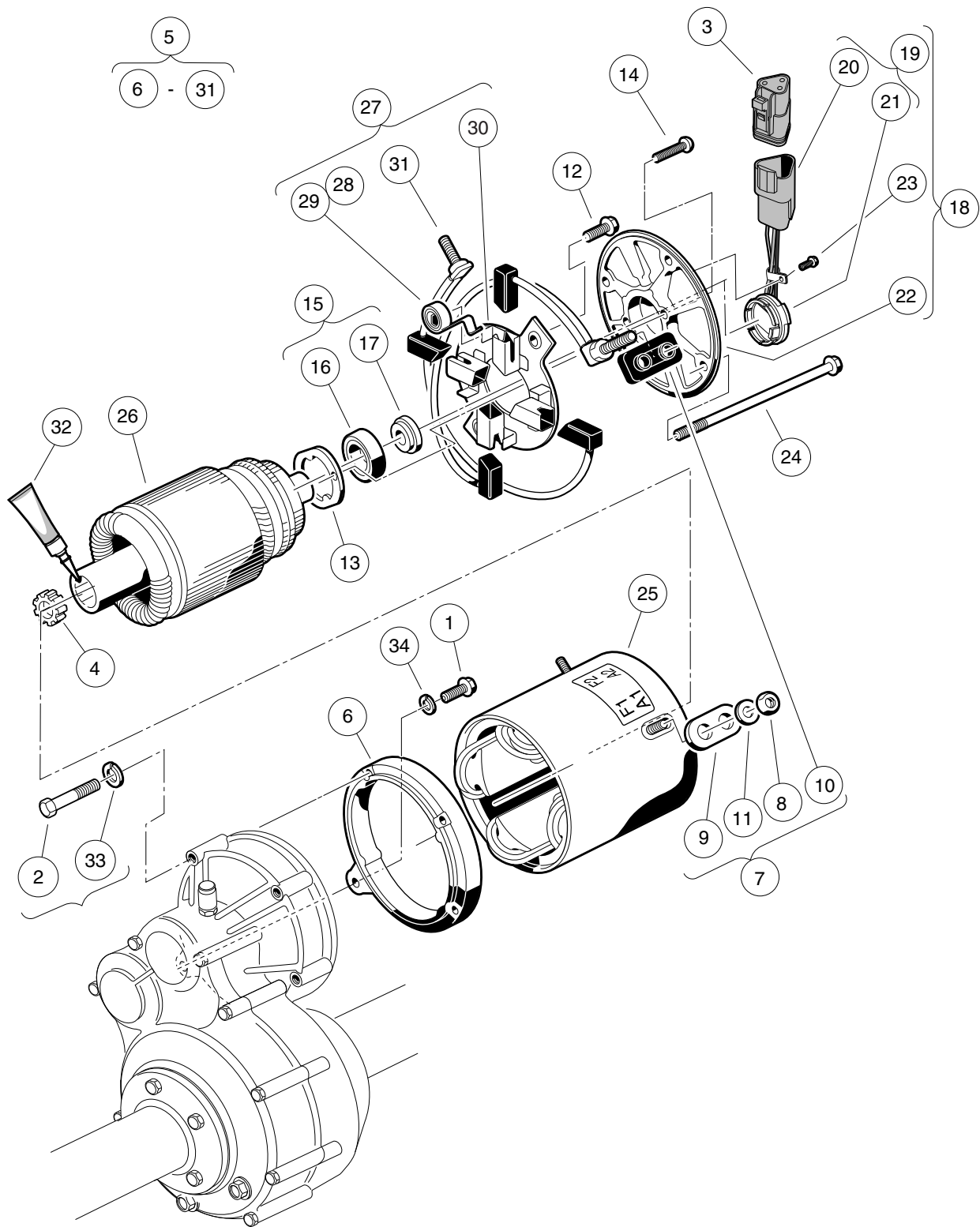
000349-001

# MOTOR (MODEL 5BC59JBS6365) – ELECTRIC VEHICLE (EARLIER STYLE)

ITEM	PART NO.	DESCRIPTION	QTY
		<b>1 2 3 4</b>	
1	1010934	Screw, 5/16-18 X 1.00 Hex Cap .....	1
2	1014201	Screw, 1/4-20 X 2.25 Hex Cap .....	3
3	101920101	Kit, 3-Pin Wedge Lock .....	1
4	102235201	Bumper, Drive Unit .....	1
5	102240102	Motor, 48-Volt Shunt-Wound * (includes items 6 through 31) .....	1
6	1017944	End Shield .....	1
7	1017947	Hardware Package (includes items 8 through 11) .....	1
8	1011280	Locknut, 5/16-18 .....	4
9	N/A	Insulator Bushing .....	2
10	N/A	Insulated Bushing .....	2
11	1241	Washer, 5/16 Type A Flat .....	4
12	1017949	Screw, #6-32 X 0.480 Hex-Head .....	2
13	1017950	Bearing Retainer .....	1
14	1017953	Screw, Bearing Retainer .....	2
15	102265501	Stator Shell and Winding .....	1
16	102265701	Kit, Bearing and Magnet (includes items 17 and 18) .....	1
17	1011290	Ball Bearing .....	1
18	102265801	Magnet .....	1
19	102265901	Motor End Shield Asm (includes items 20 through 24) .....	1
20	102265601	Speed Sensor Assembly (includes items 21 and 22) .....	1
21	101942301	Kit, 3-Pin Wedge Lock .....	1
22	N/A	Sensor, Speed, without Connector .....	1
23	102266001	End Shield, Motor .....	1
24	102267001	Screw, #8-32 X 0.375 Hex-Head .....	1
25	102266101	Screw, #10 - 32 X 8.250 .....	4
26	102327801	Brush Assembly, Beveled (includes items 27 through 30) .....	1
27	1011411	Kit, Brush Spring (ge Motor) (includes item 28) .....	1
28	1011285	Brush Spring .....	4
29	1017948	Brush Rigging .....	1
30	102251901	Brush Kit, Motor .....	1
31	N/A	Armature .....	1
32	102243403	Lubricant, Moly-Teflon (Single-Use Tube) .....	1
33	451	Lockwasher, 1/4 Split .....	3
34	7174	Lockwasher, 5/16 Split .....	1
		* Note: The model 5BC59JBS6365 motor has been discontinued. To replace the motor, use motor model EJ8-4001A.	

**14**

**E**



000349-002

# MOTOR (MODEL 5BC59JBS6365A) – ELECTRIC VEHICLE (LATER STYLE)

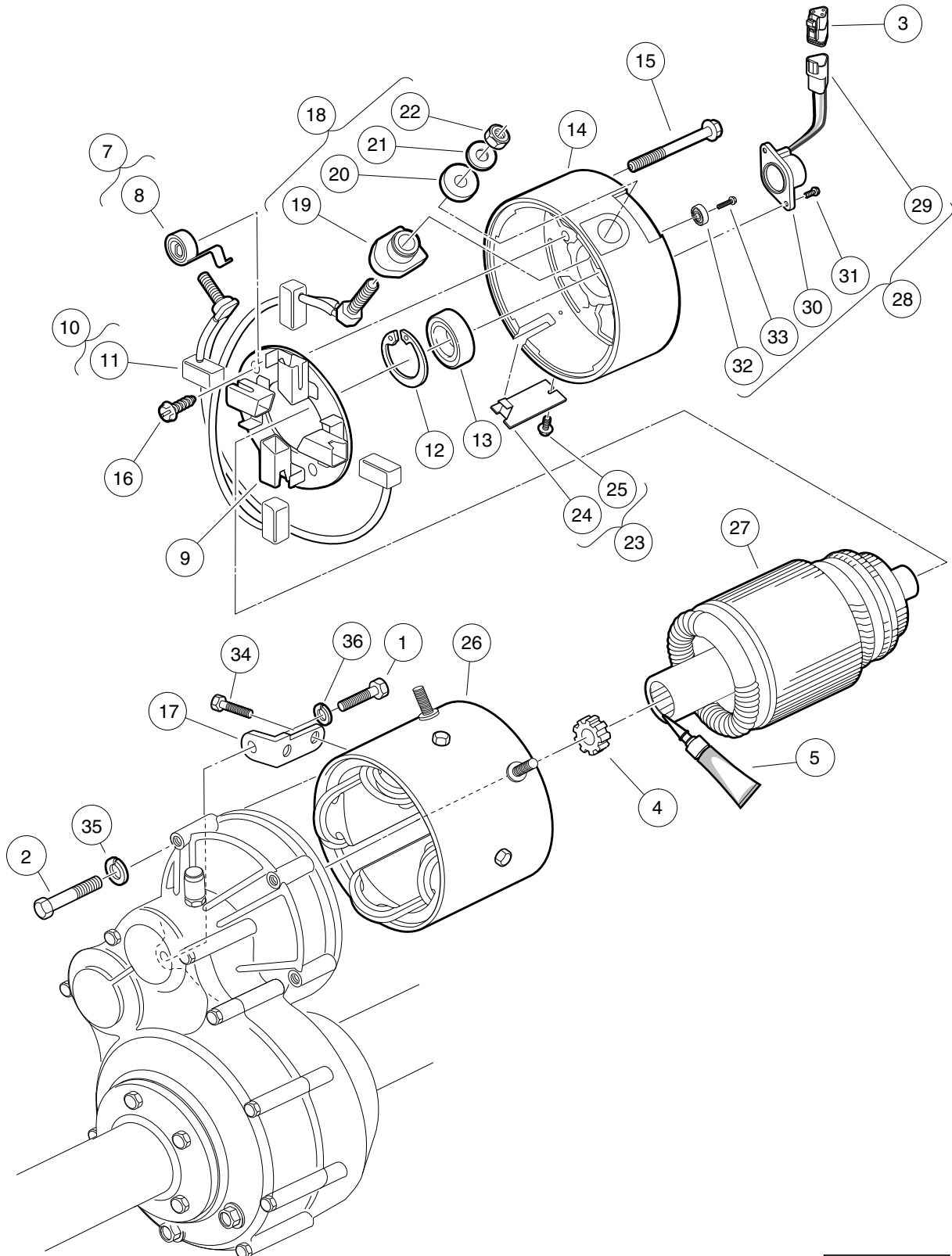
ITEM	PART NO.	DESCRIPTION	QTY
		<b>1 2 3 4</b>	
1	1010934	Screw, 5/16-18 X 1.00 Hex Cap .....	1
2	1014201	Screw, 1/4-20 X 2.25 Hex Cap .....	3
3	101920101	Kit, 3-Pin Wedge Lock .....	1
4	102235201	Bumper, Drive Unit .....	1
5	102240104	Motor, 48-Volt Non-Skew IQ * (includes items 6 through 27) .....	1
6	1017944	End Shield .....	1
7	1017947	Hardware Package (includes items 8 through 11) .....	1
8	1011280	Locknut, 5/16-18 .....	4
9	N/A	Insulator Bushing .....	2
10	N/A	Insulated Bushing .....	2
11	1241	Washer, 5/16 Type A Flat .....	4
12	1017949	Screw, #6-32 X 0.480 Hex-Head .....	2
13	1017950	Bearing Retainer .....	1
14	1017953	Screw, Bearing Retainer .....	2
15	102265701	Kit, Bearing and Magnet (includes items 16 and 17) .....	1
16	1011290	Ball Bearing .....	1
17	102265801	Magnet .....	1
18	102265901	Motor End Shield Asm (includes items 19 through 23) .....	1
19	102265601	Speed Sensor Assembly (includes items 20 and 21) .....	1
20	101942301	Kit, 3-Pin Wedge Lock .....	1
21	N/A	Sensor, Speed, without Connector .....	1
22	102266001	End Shield, Motor .....	1
23	102267001	Screw, #8-32 X 0.375 Hex-Head .....	1
24	102266101	Screw, #10 - 32 X 8.250 .....	4
25	103325701	Stator Shell and Winding .....	1
26	103325801	Non Skew Armature .....	1
27	103337601	Brush Assembly, IQ Motor, Non-Skew (includes items 28 through 31) .....	1
28	1011411	Kit, Brush Spring (ge Motor) (includes item 29) .....	1
29	1011285	Brush Spring .....	4
30	103325501	Brush Rigging, Non-Skew Motor .....	1
31	103325601	Brush Set, Non-Skew .....	1
32	102243403	Lubricant, Moly-Teflon (Single-Use Tube) .....	1
33	451	Lockwasher, 1/4 Split .....	3
34	7174	Lockwasher, 5/16 Split .....	1
* Note: The model 5BC59JBS6390 motor has been discontinued. To replace the motor, use motor model EJ8-4001A.			

14

E

14

E



000185-001

# MOTOR (MODEL EJ4-4001) – ELECTRIC VEHICLE

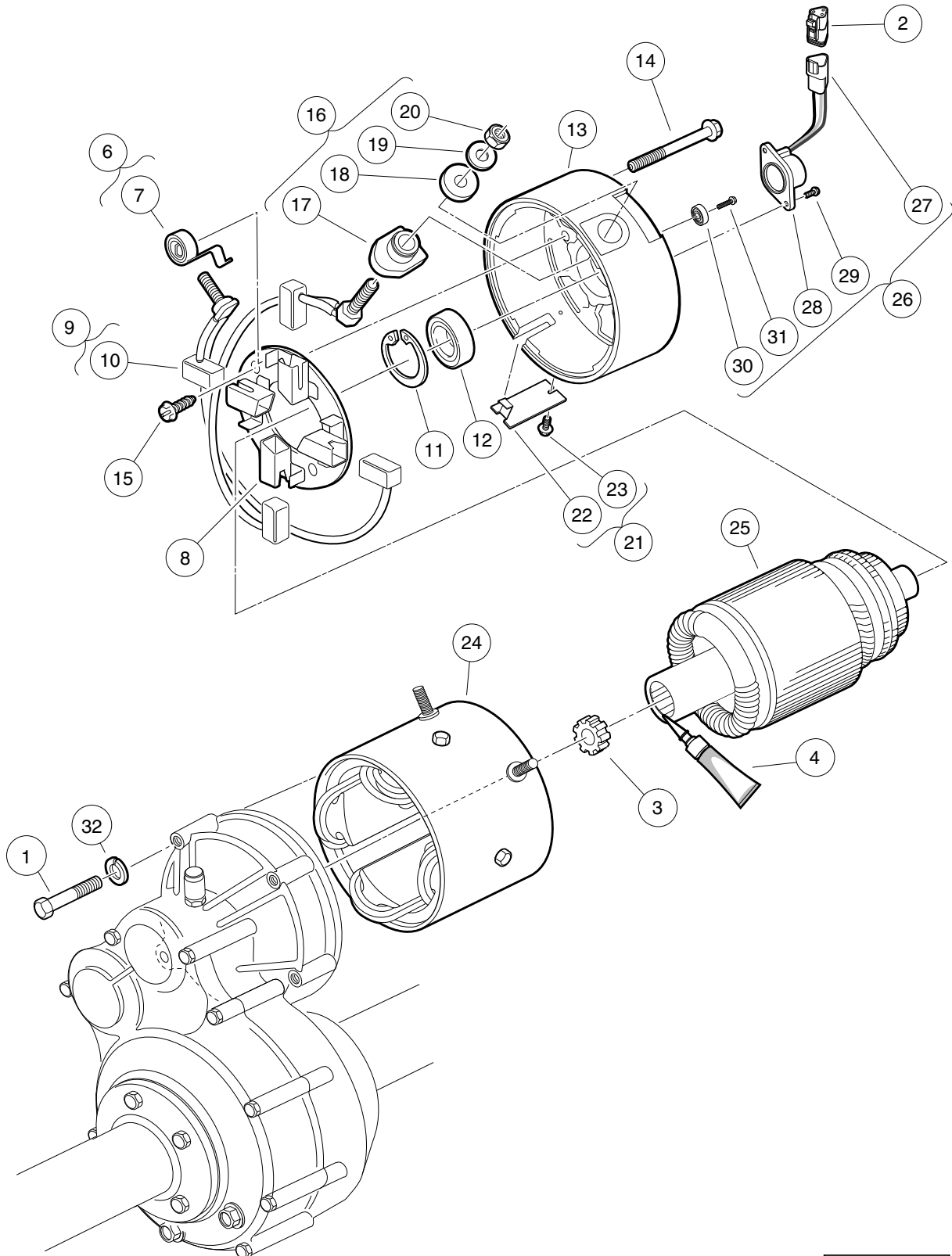
ITEM	PART NO.	DESCRIPTION	QTY
		<b>1 2 3 4</b>	
1	1010934	Screw, 5/16-18 X 1.00 Hex Cap .....	1
2	1014201	Screw, 1/4-20 X 2.25 Hex Cap .....	3
3	101920101	Kit, 3-Pin Wedge Lock .....	1
4	102235201	Bumper, Drive Unit .....	1
5	102243403	Lubricant, Moly-Teflon (Single-Use Tube) .....	1
6	102705001	IQ Electric Motor, 48-VDC 3.3 hp * (includes items 7 through 34) .....	1
7	102186001	Spring Kit, Motor Brush (includes item 8) .....	1
8	N/A	Spring, Brush, S-g .....	4
9	102186101	Brush Box Assembly .....	1
10	102186201	Brush Kit, Motor (includes item 11) .....	1
11	N/A	Assembly, Brush and Terminal .....	2
12	102186301	Ring, 2.24" Internal Retaining .....	1
13	102186401	Bearing, Ball .....	1
14	102186701	End Cap, Motor .....	1
15	N/A	Screw, 1/4-20 X 2.25 Hex-Head Washer .....	2
16	102186901	Screw, #8-32 X .5 Hex-Head .....	2
17	102187001	L-Bracket, Motor .....	1
18	102187101	Hardware Kit, Motor Terminal (includes items 19 through 22) .....	2
19	N/A	Bushing, Nylon .....	2
20	N/A	Washer, Nylon Flat .....	2
21	N/A	Washer, Flat, 5/16 Steel .....	2
22	N/A	Nut, Brass Hex, 5/16 - 18 .....	2
23	102187201	Plate Kit, Motor Cover (includes items 24 and 25) .....	1
24	N/A	Assembly, Cover Plate .....	1
25	N/A	Screw, #8-32 x 0.375, Taptite Thread .....	1
26	102704701	Frame and Field Assembly .....	1
27	102704801	Armature Assembly .....	1
28	102704901	Kit, Speed Sensor (includes items 29 through 33) .....	1
29	101942301	Kit, 3-Pin Wedge Lock .....	1
30	N/A	Sensor, Motor Speed, ADC .....	1
31	N/A	Screw, #8-32, Taptite Thread .....	2
32	N/A	Magnet, ADC Motor .....	1
33	N/A	Screw, 1/4-20 x 0.5 .....	1
34	N/A	Bolt, 1/4 - 20 x 0.73 Thread-Forming .....	2
35	451	Lockwasher, 1/4 Split .....	3
36	7174	Lockwasher, 5/16 Split .....	1
		* Note: The model EJ4-4001 motor has been discontinued. To replace the motor, use motor model EJ8-4001A.	

14

E

14

E



000185-002



## MOTOR (MODEL EJ8-4001A) – ELECTRIC VEHICLE

ITEM	PART NO.	DESCRIPTION	QTY
		<b>1 2 3 4</b>	
1	1014201	Screw, 1/4-20 X 2.25 Hex Cap .....	3
2	101920101	Kit, 3-Pin Wedge Lock .....	1
3	102235201	Bumper, Drive Unit .....	1
4	102243403	Lubricant, Moly-Teflon (Single-Use Tube) .....	1
5	N/A	IQ Electric Motor, 48-VDC 3.3 hp (includes items 6 through 26) .....	1
6	102186001	Spring Kit, Motor Brush (includes item 7) .....	1
7	N/A	Spring, Brush, S-g .....	4
8	102186101	Brush Box Assembly .....	1
9	102186201	Brush Kit, Motor (includes item 10) .....	1
10	N/A	Assembly, Brush and Terminal .....	2
11	102186301	Ring, 2.24" Internal Retaining .....	1
12	102186401	Bearing, Ball .....	1
13	102186701	End Cap, Motor .....	1
14	N/A	Screw, 1/4-20 X 2.25 Hex-Head Washer .....	2
15	102186901	Screw, #8-32 X .5 Hex-Head .....	2
16	102187101	Hardware Kit, Motor Terminal (includes items 17 through 20) .....	2
17	N/A	Bushing, Nylon .....	2
18	N/A	Washer, Nylon Flat .....	2
19	N/A	Washer, Flat, 5/16 Steel .....	2
20	N/A	Nut, Brass Hex, 5/16 - 18 .....	2
21	102187201	Plate Kit, Motor Cover (includes items 22 and 23) .....	1
22	N/A	Assembly, Cover Plate .....	1
23	N/A	Screw, #8-32 x 0.375, Taptite Thread .....	1
24	102704701	Frame and Field Assembly .....	1
25	102704801	Armature Assembly .....	1
26	102704901	Kit, Speed Sensor (includes items 27 through 31) .....	1
27	101942301	Kit, 3-Pin Wedge Lock .....	1
28	N/A	Sensor, Motor Speed, ADC .....	1
29	N/A	Screw, #8-32, Taptite Thread .....	2
30	N/A	Magnet, ADC Motor .....	1
31	N/A	Screw, 1/4-20 x 0.5 .....	1
32	451	Lockwasher, 1/4 Split .....	3

14

E

**14**

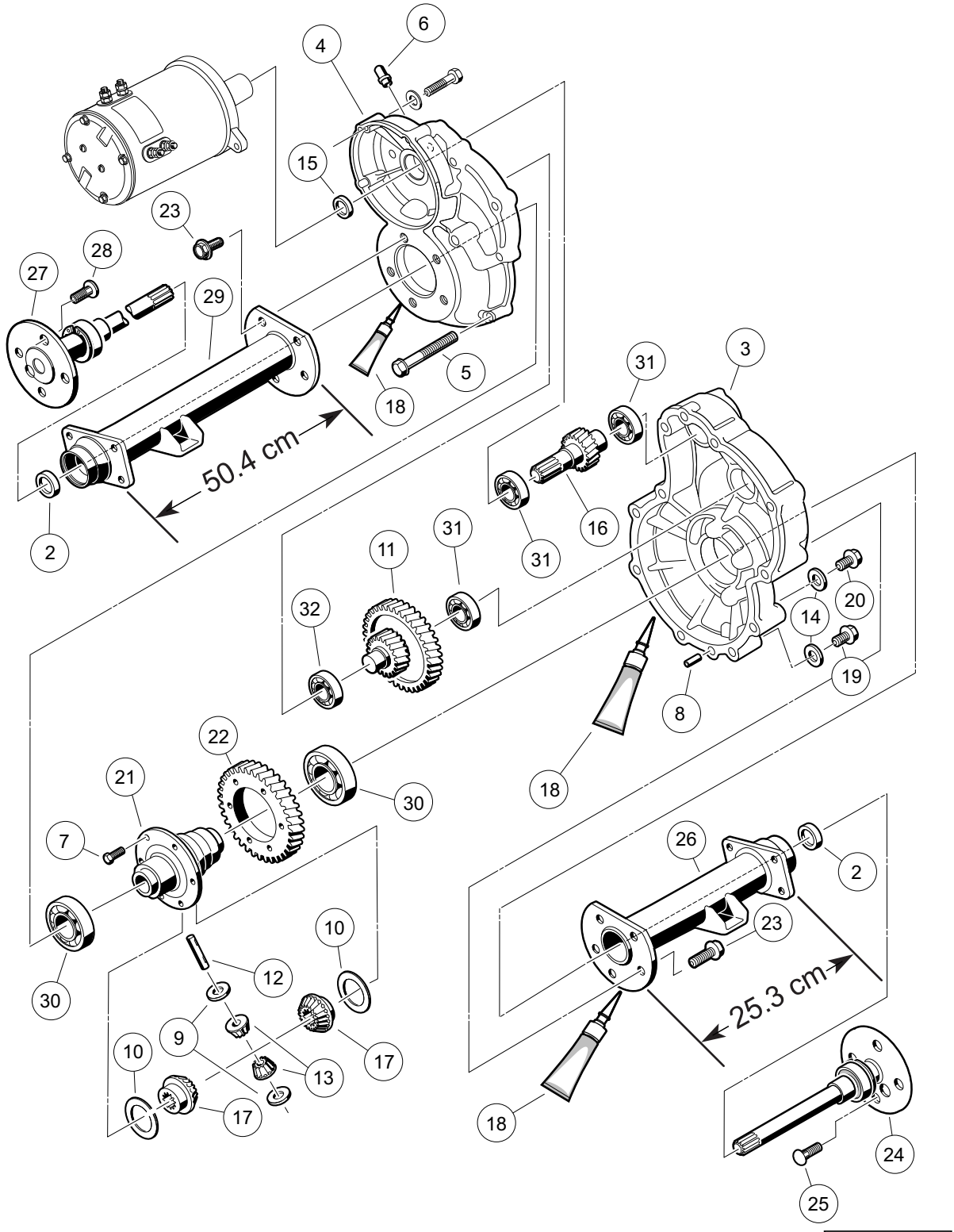
***E***

# TRANSAXLE – ELECTRIC VEHICLES

---

15

*E*



000223-002

# TRANSAXLE – ELECTRIC VEHICLES

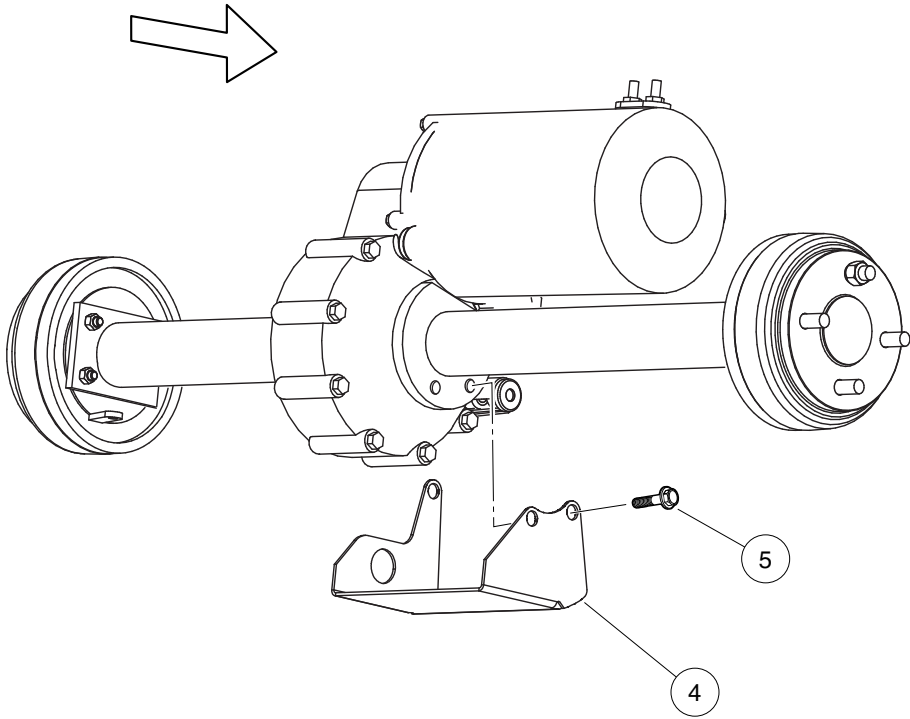
ITEM	PART NO.	DESCRIPTION	QTY
		<b>1 2 3 4</b>	
1	102771701	Transaxle, Electric (includes items 2 through 32) .....	1
2	1013794	Axle Shaft Oil Seal .....	2
3	101895401	Gear Case, Left-Hand .....	1
4	101895501	Gear Case, Passenger-Side .....	1
5	101897001	Screw, M8-1.25 X 60mm Hex-Head .....	11
6	101897201	Breather .....	1
7	101897401	Screw, M10-1.25 X 25mm .....	6
8	101897601	Pin, 11mm OD X 8.5mm ID X 10mm .....	2
9	101903601	Washer, Thrust .....	2
10	101903701	Washer, Thrust .....	2
11	101906901	Intermediate Shaft Assembly .....	1
12	101922101	Pin, 15.99mm X 88.7mm Dowel .....	1
13	101923001	Gear, Differential Idler .....	2
14	101923201	Gasket .....	2
15	101923501	Seal, Lip .....	1
16	101923701	Shaft, Input .....	1
17	101923901	Gear, Differential .....	2
18	101928701	Liquid Gasket (Transaxle case) .....	1
19	101972101	Plug, M14-1.5 X 12mm Magnetic .....	1
20	101972201	Plug, M14-1.5 X 12mm Hex .....	1
21	102356601	Housing, Differential, 6 Bolt .....	1
22	102356801	Gear, Differential Output, 6-Bolt .....	1
23	102357001	Screw, Flg Hd M10 X 1.5 X 30 .....	10
24	102886301	Axle Assembly, Driver-Side (includes item 25) .....	1
25	101922201	Lug Stud .....	4
26	102886401	Tube, Axle, Driver-Side .....	1
27	102886501	Axle Assembly, Passenger-Side (includes item 28) .....	1
28	101922201	Lug Stud .....	4
29	102886601	Tube, Axle, Passenger-Side .....	1
30	7330	Inner Axle Tube Bearing .....	2
31	7335	Bearing .....	3
32	7336	Bearing .....	1

**15**

**E**

15

E



000365-001

# DIFFERENTIAL GUARD – XRT810-E

ITEM	PART NO.	DESCRIPTION	QTY
		<b>1 2 3 4</b>	
1	101611402	Differential Guard Kit (includes items 2 through 4) .....	1
2	101911401	Kit - Support Brace .....	2
3	101936101	Screw, M10-1.50 X 60mm Hex Cap .....	2
4	101978601	Guard, Elect.axle Differential .....	1
5	102357001	Screw, Flg Hd M10 X 1.5 X 30 .....	3

15

E

**15**

***E***



# BATTERY CHARGER

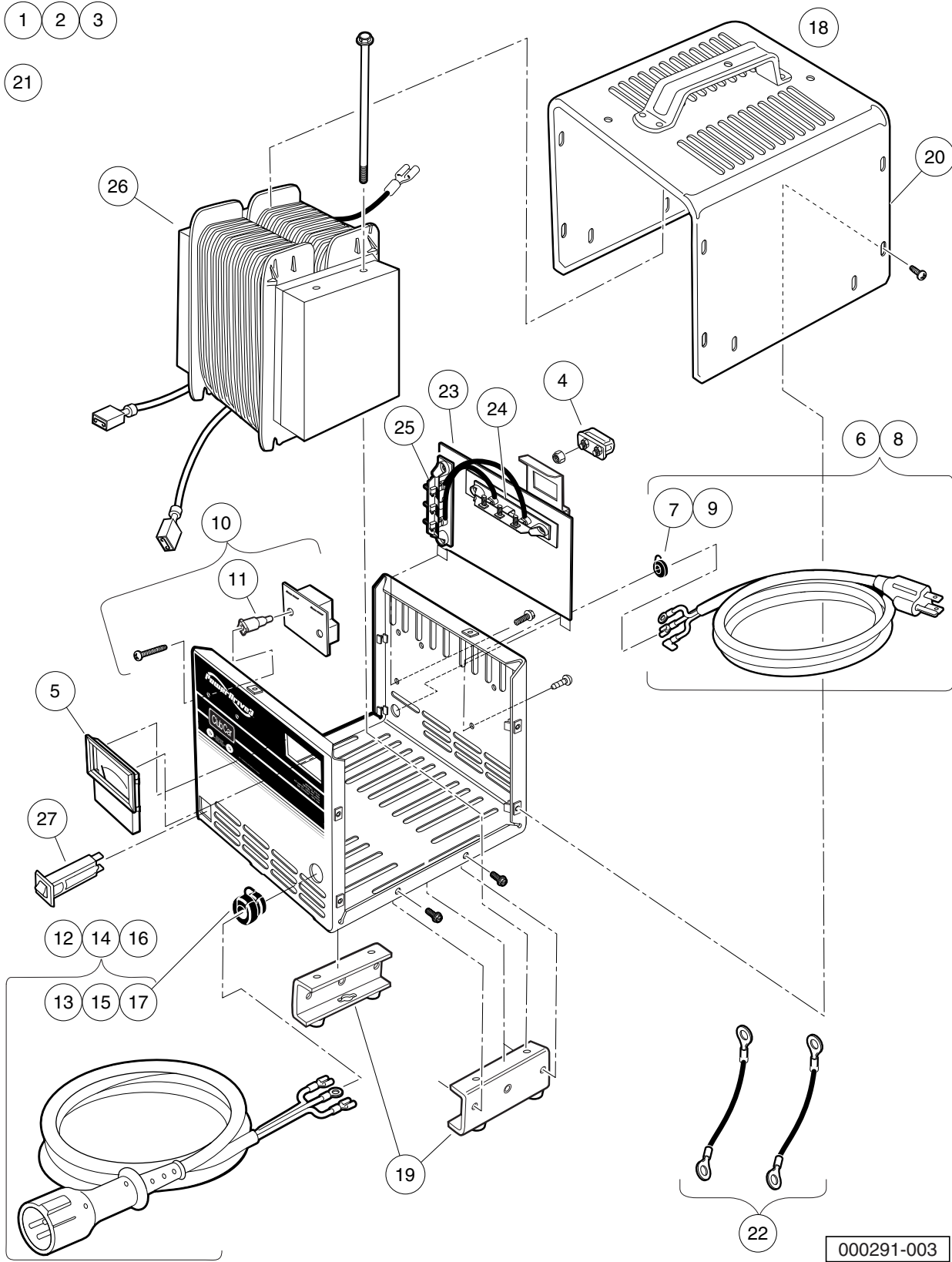
---

16

*E*

- 1
- 2
- 3

- 21



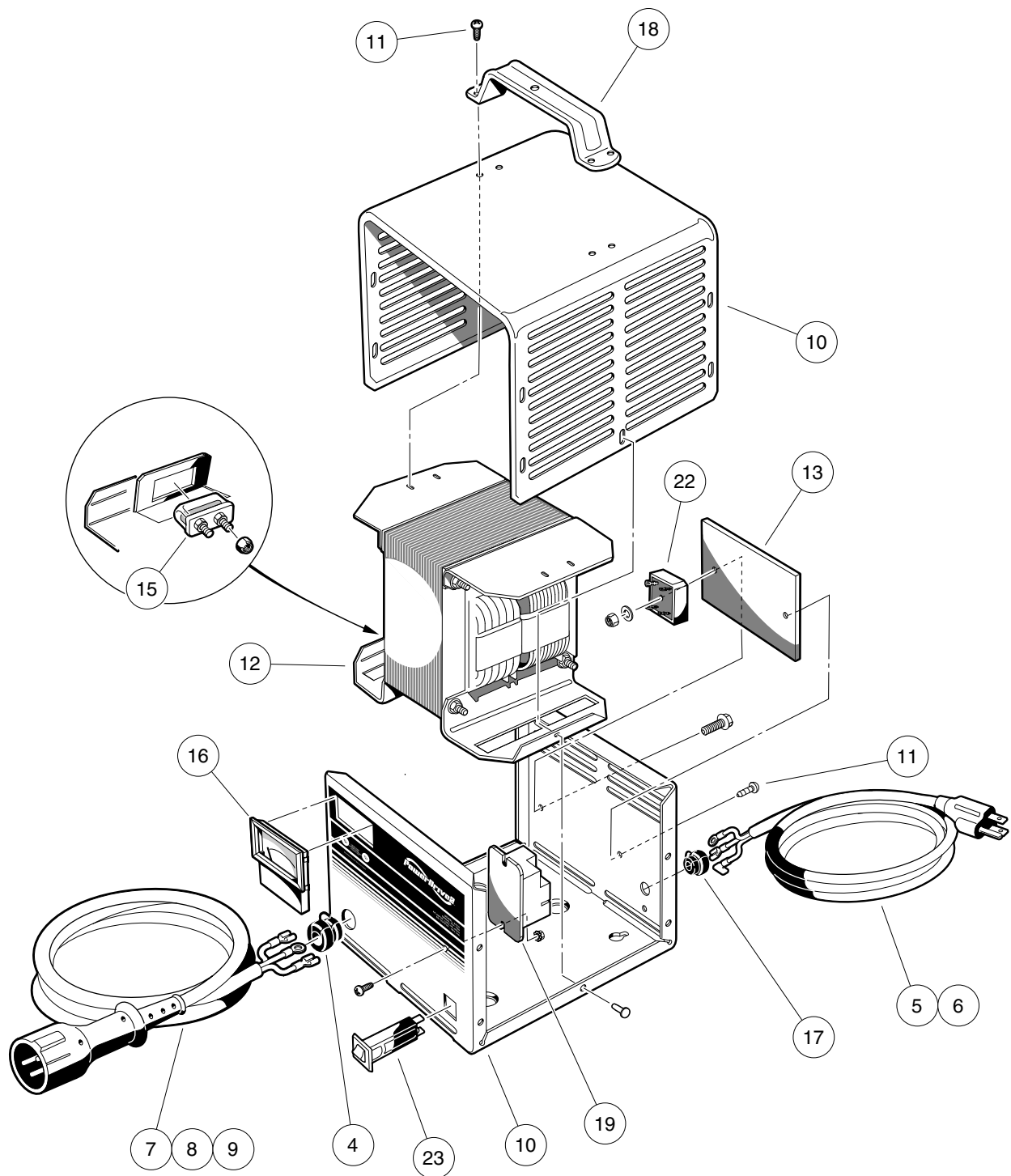
000291-003

# POWERDRIVE 3 BATTERY CHARGER, DOMESTIC

ITEM	PART NO.	DESCRIPTION	QTY
		<b>1 2 3 4</b>	
1	103717001	Chgr, Pd3 Stnry, 9Dc6'Ac' .....	1
2	103717002	Chgr, Pd3 Stnry, 12Dc9'Ac' .....	1
3	103717003	Chgr, Pd3 Stnry, 20Dc9'Ac'(includes items 4 through 27) .....	1
4	102273701	PD2 Fuse Asm .....	1
5	102273801	PD2 Ammeter .....	1
6	103428501	Kit, PD3 Cordset - AC 80" (includes item 7) .....	1
7	102273901	PD2 AC Cord Bushing .....	1
8	103428601	Kit, PD3 Cordset, - AC 114" (includes item 9) .....	1
9	102273901	PD2 AC Cord Bushing .....	1
10	103428701	Asm, PD3 Board Relay (includes item 11) .....	1
11	103429701	PD3 Plastic Stand-Offs .....	2
12	103429001	PD3 Cordset - DC 113" (includes item 13) .....	1
13	1012098	Bushing, DC Cord .....	1
14	103429101	PD3 Cordset - DC 154" (includes item 15) .....	1
15	1012098	Bushing, DC Cord .....	1
16	103429201	PD3 Cordset - DC 205" (includes item 17) .....	1
17	1012098	Bushing, DC Cord .....	1
18	103429301	Asm, PD3 Case (includes items 19 and 20) .....	1
19	103434001	Asm, PD3 Legs .....	1
20	103439901	PD3Case Top (Includes Handle) .....	1
21	103429501	Kit, PD3 Hardware .....	1
22	103513001	Wire Asm Kit Blk Pd3 .....	1
23	103517401	Kit Pd3 Button Diode (includes items 24 and 25) .....	1
24	103512801	Asm Diode Top .....	1
25	103512901	Asm Diode Side .....	1
26	103779601	Transformer, Pd3, Al .....	1
27	CCX8506	Circuit Breaker, 15-Amp/120-Volt .....	1

16

E



000291-001

# POWERDRIVE 2 BATTERY CHARGER (MODEL 22110), DOMESTIC

ITEM	PART NO.	DESCRIPTION	QTY
		<b>1 2 3 4</b>	
1	101802204	48-V/13-A PowerDrive 2 (9-ft. DC, 6-ft. AC) .....	1
2	101802205	48-V/13-A PowerDrive 2 (12-ft. DC, 9-ft. AC) .....	1
3	101802206	48-V/13-A PowerDrive 2 (20-ft. DC, 9-ft. AC) (includes items 4 through 23) .....	1
4	1012098	Bushing, DC Cord .....	1
5	101828801	Cord, AC, 80-Inch (203 cm) .....	1
6	101828802	Cord, AC, 108-Inch (274 cm) .....	1
7	101828904	PD2 DC Cordset, 113-inch .....	1
8	101828905	PD2 DC Cordset, 154-inch .....	1
9	101828906	Pd2 Dc Cordset 250 Inch .....	1
10	102273201	PD2 Case (includes item 11) .....	1
11	7577	Screw, #10 X 0.50 Phillips Pan-Head .....	12
12	102273301	PD2 Transformer Asm .....	1
13	102273401	PD2 Heatsink .....	1
14	102273601	PD2 Wire Asm .....	1
15	102273701	PD2 Fuse Asm .....	1
16	102273801	PD2 Ammeter .....	1
17	102273901	PD2 AC Cord Bushing .....	1
18	102274001	PD2 Handle .....	1
19	103414901	Kit, Relay, 48v 30a W/instr (includes items 20 and 21) .....	1
20	103397901	Relay, Spst No, 48v 30a, Pmt .....	1
21	N/A	Kit, Relay, 48v 30a Instrns .....	1
22	103517601	Pd2 Rectifier Kit .....	1
23	CCX8506	Circuit Breaker, 15-Amp/120-Volt .....	1
<p>Note: Item 16 not shown. Level 1 Battery Charger part numbers include one AC and one DC cord. They do not include all of the level 2 cords listed.</p>			

**16**

**E**

**16**

***E***

# MAINTENANCE AND SERVICE TOOLS

---

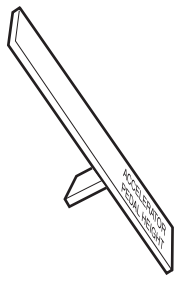
17

G

E

D

**17**  
**G**  
**E**  
**D**



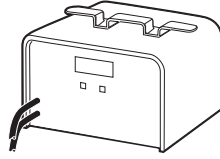
1



2



3



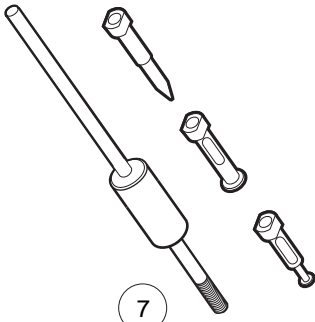
4



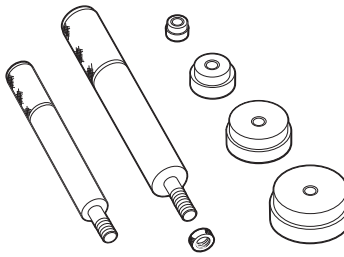
5



6



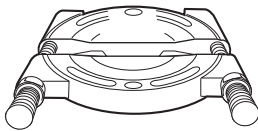
7



8



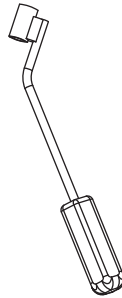
9



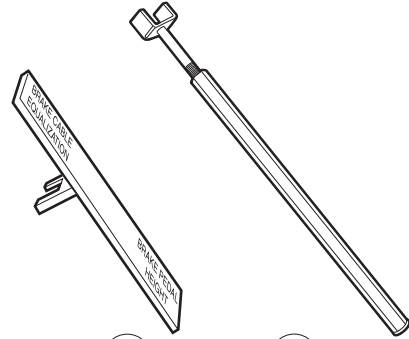
10




11



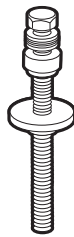
12



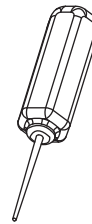
14 15  
13



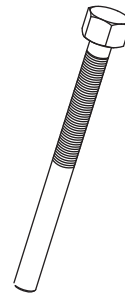
16



17



18



19



# MAINTENANCE AND SERVICE TOOLS

ITEM	PART NO.	DESCRIPTION	QTY DIESEL	QTY GAS	QTY ELEC
		<p style="text-align: center;">1 2 3 4</p> <p>The following tool list includes all tools available from Club Car for maintenance and service procedures for gasoline, electric, and/or diesel vehicles, both past and present models. Be sure to carefully examine the tool list for applicability to your vehicle before ordering.</p>			
1	101871001	Accelerator Pedal Adjustment Tool .....		1	1
2	101813202	Adhesive, Guide Ring, 3-Gram Tube .....			1
3	101641202	Arbor .....		1	
4	101831901	Battery Discharge Machine, 36/48 Volt .....			1
5	1014305	Battery Terminal Protector Spray .....	1	1	1
6	1011767	Battery Thermometer .....	1	1	1
7	1016417	Bearing and Oil Seal Remover Assembly .....	1	1	1
8	1016416	Bearing Driver Set .....	1	1	1
9	1012811	Bearing Puller .....	1	1	1
10	1012812	Bearing Puller Wedge Attachment .....	1	1	1
11	1013582	Brake Adjustment Tool (used only on vehicles with manually adjusted mechanical brakes) .....		1	1
12	102555501	Brake Cable Release Tool .....	1	1	1
13	102249901	Brake Pedal Adjustment Tool Kit (used for the Carryall Electric Industrial Truck only) (includes items 14 and 15).....			1
14	****	Brake Pedal Adjustment Tool .....			1
15	****	Brake Pedal Tension Tool .....			1
16	101887101	Calibration Test Module .....			1
17	101808401	Cam Installation Tool .....		1	
18	102562401	Charger Bezel Tool .....			1
19	102686101	Clutch Removal Tool (for 4x4 vehicles) .....	1	1	
		<p>Please refer to the maintenance and service manual for proper tool application.</p> <p>**** Special order item available upon request</p>			

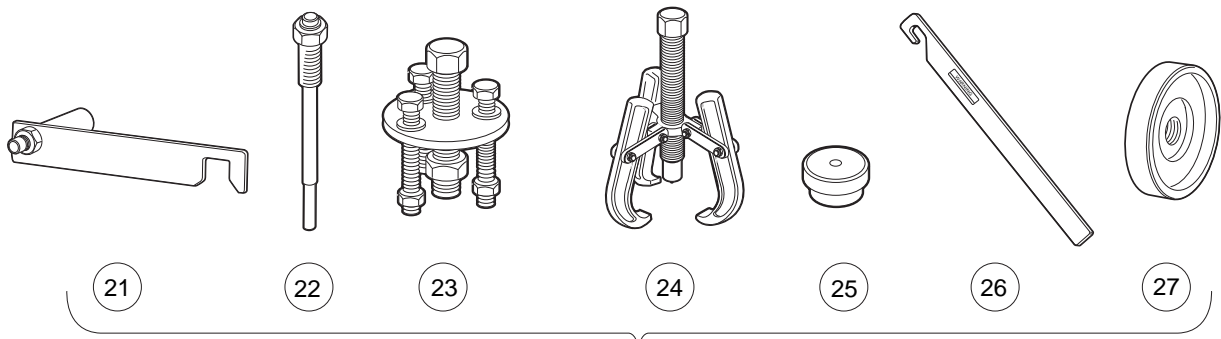
**17**

**G**

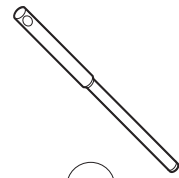
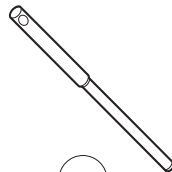
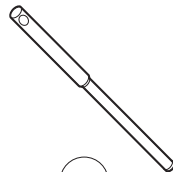
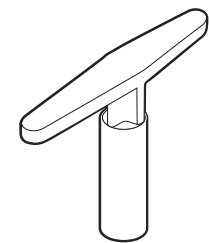
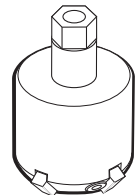
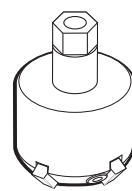
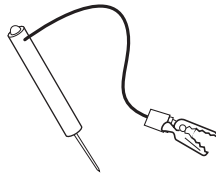
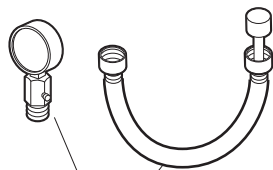

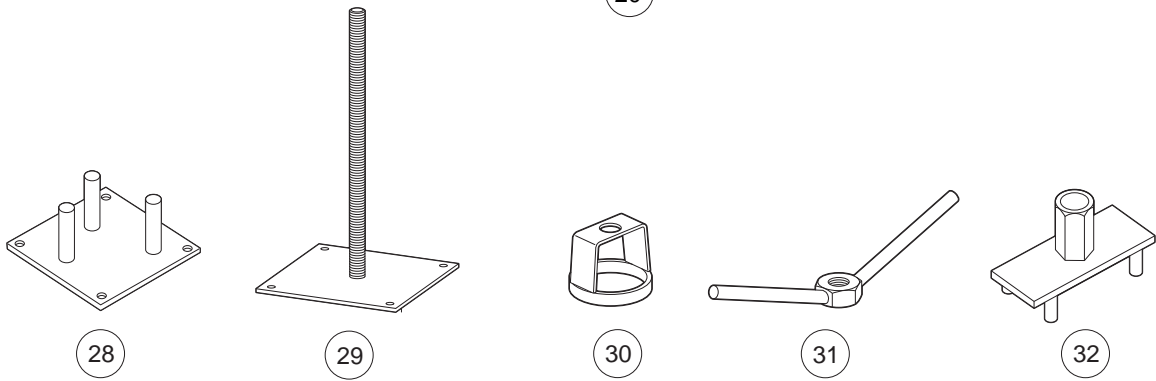
**E**

**D**

**17**  
**G**  
**E**  
**D**



20



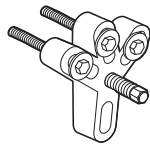
## MAINTENANCE AND SERVICE TOOLS, CONTINUED

ITEM	PART NO.	DESCRIPTION	QTY DIESEL	QTY GAS	QTY ELEC	<b>17</b>
		<b>1 2 3 4</b>				<b>G</b>
20	1014510	Clutch Tool Kit (includes items 21 - 27) .....		1		<b>E</b>
21	1014498	Clutch Alignment Tool (for pre-unitized transaxle vehicles built prior to 1997 model year) .....		1		<b>D</b>
22	1014496	Drive Clutch Puller (for Kawasaki engines only) .....		1		
23	1014497	Drive Clutch Hub Puller (for Kawasaki engines only) .....		1		
24	1014508	Driven Clutch Cam Puller (for Kawasaki engines only) .....		1		
25	1014507	Driven Clutch Puller Plug (for Kawasaki engines only) .....		1		
26	1015524	Drive Clutch Holder Tool Assembly (for Kawasaki engines only) .....		1		
27	101809101	Press Weldment (for Kawasaki engines only) .....		1		
28	102601501	Drive ClutchFixed Sheave Tool (for 4x4 vehicles) .....	1	1		
29	102603501	Driven Clutch Spring Compression Base (for use with items 30 and 31) (for 4x4 vehicles) .....	1	1		
30	102605201	Driven Clutch Spring Compression Collar (for use with items 29 and 31) (for 4x4 vehicles) .....	1	1		
31	102606101	Driven Clutch Spring Compression Nut (for use with items 29 and 30) (for 4x4 vehicles) .....	1	1		
32	102607501	Drive Clutch Spider Removal Tool (for 4x4 vehicles) .....	1	1		
33	101831801	Communication Display Module .....			1	
34	101641002	Compression Gauge and Adapter .....		1		
35	1011273	Continuity Tester .....		1	1	
36	102773801	Cutter, Valve Seat, #122 .....		1		
37	102773901	Cutter, Valve Seat #115 .....		1		
38	102774101	Wrench, T, #505.....		1		
39	102774101	Adapter, T-Wrench.....		1		
40	102675401	Cutter, Valve Seat, 60 Degree (requires item 51) (for Honda GX620 Gasoline Engines) .....		1		
41	102774201	Pilot, 6.6 MM .....		1		
42	102774301	Pilot, 6.62 MM.....		1		
43	102774401	Pilot, 6.65 MM.....		1		
		Please refer to the maintenance and service manual for proper tool application.				

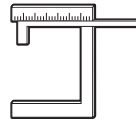
**17**  
**G**  
**E**  
**D**



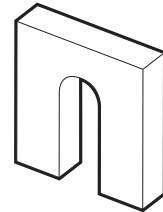
44



45



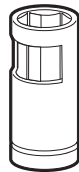
46



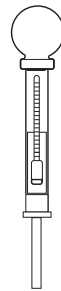
47



48



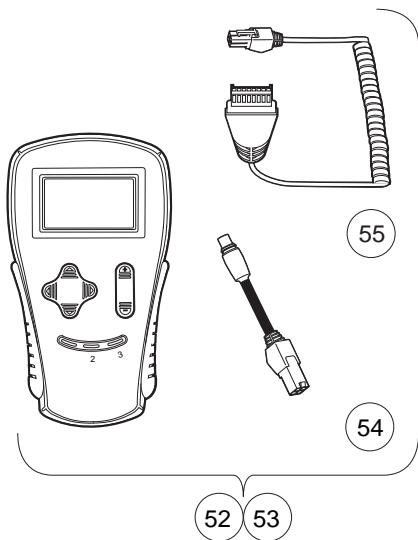
49



50



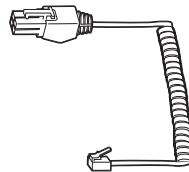
51




52 53

55

54



56



57



58



59 60



61


## MAINTENANCE AND SERVICE TOOLS, CONTINUED

ITEM	PART NO.	DESCRIPTION	QTY DIESEL	QTY GAS	QTY ELEC	<b>17</b>
		1 2 3 4				
44	1012151	Dry Moly Lubricant .....	1	1	1	<b>G</b>
45	1016627	Flywheel Puller Kit (for Kawasaki Engines) .....		1		<b>E</b>
46	102669901	Gauge, Carburetor Float Level (for Honda GX620 Gasoline Engines) .....		1		<b>D</b>
47	1016418	Gear Yoke .....	1	1	1	
48	101933101	Governor Shaft Installation Tool (for Kawasaki Engine Vehicles) .....		1		
49	102169401	Hydraulic Brake Adjuster (for Turf/CA 272/472, Pioneer/XRT 1200, Bobcat 2100, HUV 4213) .....			1	
50	1011478	Hydrometer .....	1	1	1	
51	1013593	Internal Retaining Ring Pliers .....	1	1	1	
52	102248803	IQ Display Module (IQDM) Kit (IQ System and IQ Plus vehicles) .....			1	
		(includes items 54 and 55)				
53	102248804	IQ Display Module (IQDM-P) Kit (IQ System and IQ Plus vehicles) .....			1	
		(includes items 54 and 55)				
54	102251501	Adaptor, Cable .....			1	
55	102241502	IQDM Series 2 Cable .....			1	
56	102241501	IQDM Series 1 Cable (replacement) .....			1	
57	101928701	Liquid Gasket (transaxle case) .....	1	1	1	
58	102243402	Moly-Teflon Lubricant (4-oz. (113-gram) tube) .....			1	
59	101997201	Paint, Touch-Up – Beige* .....		1	1	
59	101997207	Paint, Touch-Up – Black* .....		1	1	
59	101997212	Paint, Touch-Up – Burgundy* .....		1	1	
59	101997211	Paint, Touch-Up – Classic Blue (Navy)* .....		1	1	
59	101997205	Paint, Touch-Up – Dark Gray* .....	1	1	1	
59	101997209	Paint, Touch-Up – Dark Green* .....	1	1	1	
59	101997204	Paint, Touch-Up – Gray* .....	1	1	1	
59	101997203	Paint, Touch-Up – Red* .....	1	1	1	
59	101997206	Paint, Touch-Up – Royal Blue (Pacific Blue)* .....		1	1	
59	101997202	Paint, Touch-Up – White* .....	1	1	1	
60	102562301	Paint, Precedent Underbody – Gray .....		1	1	
61	102587201	Paint Pen, Touch-Up, Precedent Underbody – Black .....		1	1	
		Please refer to the maintenance and service manual for proper tool application.				
		* Item 59 is not for use on Surlyn <sup>®</sup> body material, which is used on Precedent vehicles.				

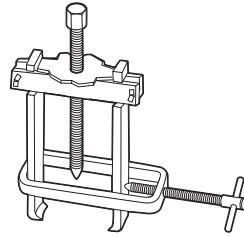
**17**  
**G**  
**E**  
**D**



62



63




64



65



66



67



68



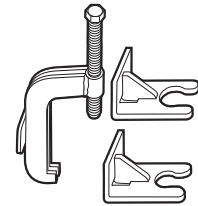
69



70



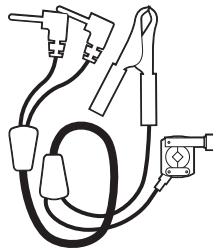
71



72



73



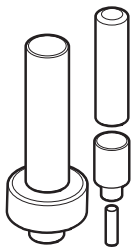
74




75



76



77



83



84



85



86

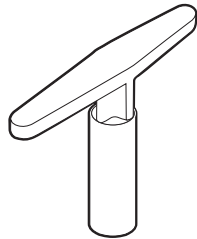
## MAINTENANCE AND SERVICE TOOLS, CONTINUED

ITEM	PART NO.	DESCRIPTION	QTY	QTY	QTY	<b>17</b>
			DIESEL	GAS	ELEC	
		1 2 3 4				<b>G</b>
62	1016414	Piston Ring Compressor Kit (FE290, FE350 and FE400 engines) .....		1		<b>E</b>
63	1016415	Piston Ring Pliers (for Kawasaki Engines) .....		1		<b>D</b>
64	102668801	Puller, Special Use (for Kubota D722 Diesel Engines) .....	1			
65	1012549	Retaining Ring Pliers, 45° External .....	1	1	1	
66	1012560	Retaining Ring Pliers, 90° Internal .....	1	1	1	
67	101823101	Safety First Card (50 per pack) .....	1	1	1	
68	1012809	Seal Puller .....	1	1	1	
69	102330901	Spanner Wrench (for coil over shock front suspension vehicles only) .....	1	1		
70	1014264	Steering Column Bearing Press Tool .....		1	1	
71	1014259	Steering Column Retaining Ring Tool .....		1	1	
72	102061201	Steering Wheel Puller Tool .....	1	1	1	
73	AM10753	Tachometer (includes gasoline engine pick up lead only) .....	1	1		
74	AM10771	Tachometer Diesel Probe (for use with item 73) .....	1			
75	1014162	Transaxle Axle Seal Tool .....		1		
76	1014161	Transaxle Pinion Seal Tool .....		1		
77	1014115	Transmission Tool Kit .....		1		
78	101611003	Tune-Up Kit, All OHV (for FE290, FE350, FE400 only) (includes air filter, spark plug, oil filter, fuel filters) (not shown) .....		1		
79	AM11804	Tune-Up Kit, Gx620 (for Honda Engines) (includes air filter, spark plug, oil filter, fuel filters) (not shown) .....		1		
80	AM11805	Tune-Up Kit, D722 (for Kubota Engines) (includes air filter, oil filter, fuel filters, water separator filter) (not shown) .....	1			
81	AM1220301	Tune-Up Kit, Precedent (for FE290/350 Engines) (includes air filter, spark plug, oil filter, fuel filters) (not shown) .....		1		
82	AM1232401	Tune-Up Kit, FH680D (for Kawasaki V-Twin Engines) (includes oil filter, fuel filter, air filter, and spark plugs) (not shown) .....		1		
83	1016413	Valve Clearance Adjuster Screw Holder (for FE290 engines only) .....		1		
84	102674601	Valve Guide Driver (for Honda GX620 Gasoline Engines) .....		1		
85	101641201	Valve Guide Reamer (FE290, FE350, and FE400 only) .....		1		
86	102674401	Valve Guide Reamer, 6.6 mm (for Honda GX620 Gasoline Engines) .....		1		

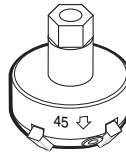
**17**  
**G**  
**E**  
**D**



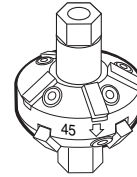
87




88



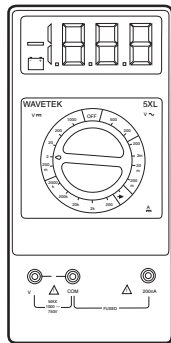
89



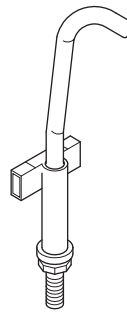
90



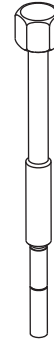
91



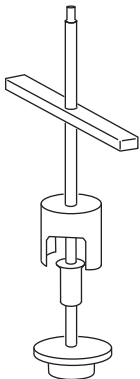
92



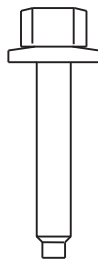
93



94



95



96



## MAINTENANCE AND SERVICE TOOLS, CONTINUED

ITEM	PART NO.	DESCRIPTION	QTY DIESEL	QTY GAS	QTY ELEC	<b>17</b>
		<b>1 2 3 4</b>				<b>G</b>
87	1016552	Valve Seat Cutter Guide .....		1		<b>E</b>
88	1016551	Valve Seat Cutter T-Wrench .....		1		<b>D</b>
89	1016553	Valve Seat Cutter, 45° (32 mm diameter) (for FE290 engines only) .....		1		
90	1016554	Valve Seat Cutter, 45°/30° (35 mm diameter) .....		1		
91	101641101	Valve Spring Compressor .....		1		
92	1011480	Volt Ohm Meter .....	1	1	1	
93	102570401	Tool, Tensioning, Starter Generator (For Precedent vehicles) .....		1		
94	103601401	Puller, Drive Clutch, XRT 950* .....		1		
95	103601701	Tool, Disassembly, Driven Clutch, XRT 950 .....		1		
96	103600501	Screw, Driven Clutch Disassembly, M6, XRT 950 .....		1		
<p>*Note: The XRT 950 Drive Clutch Puller requires the use of Screw, Driven Clutch Disassembly, CCI Part Number 103600501.</p>						



# INDEX

## Part Number and Page

AM10753	17-9	8251	1-19, 1-21, 12-11	1011893	5-9
AM10771	17-9	8450	11-3	1011895	5-7, 5-9
AM10080	12-5	8639	13-19	1011930	5-7, 5-9
AM10081	12-5	8717	4-9, 4-11, 6-9, 12-3, 12-9	1011931	1-25, 4-9, 4-11
AM10419	11-9	8754	1-17, 4-7, 4-9, 4-11, 5-3, 5-7, 5-9, 5-11, 5-15, 5-17, 6-15, 6-17	1011988	9-3
AM10724	7-5, 8-5	8755	1-29, 5-11, 5-15	1011990	1-17
CCX8506	16-3, 16-5	8797	9-5	1012098	16-3, 16-5
183	9-17, 11-3, 12-3	8861	5-9	1012151	17-7
304	1-27	8963	1-25	1012285	9-15, 12-3, 12-11, 13-13, 13-19
320	1-17, 1-27, 1-29	8990	5-7, 5-17, 6-9, 13-13, 13-19	1012295	6-9
332	1-3, 1-19, 1-21, 1-23, 1-29, 9-17, 10-3, 10-5, 12-11, 13-13	1010124	5-11	1012303	1-29, 5-11, 5-15
334	1-29, 4-9, 4-11, 5-3, 5-7, 5-17, 7-15, 8-15	1010138	1-27, 5-9	1012304	5-15
357	5-11	1010142	5-15	1012333	12-11
451	10-3, 10-5, 14-3, 14-5, 14-7, 14-9	1010144	5-15	1012412	1-19, 1-21
705	6-15, 6-17, 7-15, 8-15	1010145	5-15	1012431	12-9, 13-21
706	5-11	1010150	5-11	1012467	5-7
808	11-3	1010219	5-9	1012528	10-3, 10-5, 13-19
1017	6-7, 13-7	1010436	1-13	1012549	17-9
1028	4-5	1010436	1-13	1012560	17-9
1032	4-5	1010543	1-23	1012571	7-15, 8-15
1035	4-7, 5-7, 5-9	1010545	1-27	1012594	12-9
1241	1-5, 1-25, 4-5, 4-7, 4-9, 4-11, 6-9, 6-15, 6-17, 6-19, 10-3, 10-5, 14-3, 14-5	1010577	7-15, 8-15	1012604	5-3
1242	4-7, 6-9, 6-15, 6-17, 13-19	1010805	4-5	1012605	5-3
1308	5-9	1010829	4-7	1012649	9-3
1606	9-17	1010877	4-5	1012711	12-3
1624	4-9, 4-11, 5-7, 5-17	1010878	1-29, 4-5	1012714	12-5
2402	5-9	1010921	4-5	1012740	12-5
7048	5-13	1010927	4-5	1012741	12-5
7173	6-19	1010932	4-5	1012747	12-5
7174	5-3, 6-15, 6-17, 9-15, 10-3, 10-5, 13-19, 14-3, 14-5, 14-7	1010933	4-5	1012748	12-5
7310	2-3	1010934	6-19, 14-3, 14-5, 14-7	1012752	12-3
7311	1-25	1010953	4-3	1012809	17-9
7330	12-7, 15-3	1010954	6-9, 12-3, 12-9	1012811	17-3
7335	12-5, 15-3	1010984	2-3	1012812	17-3
7336	15-3	1010993	1-19, 1-21	1012830	6-15, 6-17, 9-15, 10-3, 10-5
7473	1-25, 4-5, 4-7, 4-9, 4-11, 6-9, 6-19	1011084	4-13	1012836	11-9
7539	5-9	1011273	17-5	1012896	12-3
7540	5-7, 5-9	1011280	14-3, 14-5	1012986	6-11
7555	5-7, 5-9, 5-17	1011285	14-3, 14-5	1012987	12-9
7577	16-5	1011290	14-3, 14-5	1012991	6-13
7602	5-7, 5-9	1011291	12-7	1013001	6-13
7716	4-5, 4-9, 4-11	1011402	4-5	1013003	6-13
7818	6-9	1011411	14-3, 14-5	1013005	6-13
7847	1-19, 1-21, 1-25, 1-29, 10-3, 10-5	1011415	5-15	101301102	6-13
7893	6-9, 12-11	1011418	4-5	1013035	5-7, 5-17
8056	13-21	1011478	17-7	1013042	5-7, 5-17
8057	12-9, 13-21	1011480	17-11	1013044	5-7, 5-17
8058	12-9	1011578	1-27, 5-3	1013051	5-7, 5-17
8067	5-13	1011652	1-23	1013052	5-7, 5-17
8233	1-3, 1-19, 1-21, 1-25, 1-29, 4-9, 4-11, 9-3, 12-3, 12-9, 12-11, 13-13	1011694	4-9, 4-11	1013061	12-3, 13-15
8248	9-3, 12-9, 13-13	1011697	5-3, 8-15, 9-11, 9-15, 13-17	1013164	5-15
		1011700	4-9, 4-11	1013461	6-7, 9-5, 13-7
		1011734	4-13	1013462	9-5
		1011767	17-3	1013531	4-7
		1011779	4-7	1013582	17-3
		101187702	4-5	1013587	12-9

# INDEX

1013589	6-9, 12-9	1014207	12-7	1015752	6-9, 9-17, 13-11
1013590	12-9	1014213	5-3	1015814	10-3, 10-5
1013591	12-9	1014214	5-3	101584502	9-15
1013593	17-7	1014217	5-3	1015921	9-5
1013609	6-9	1014259	17-9	1015932	6-15, 6-17
1013687	9-3	1014264	17-9	1015969	7-3, 8-3
1013700	9-15	1014276	5-11	1016004	9-5
1013734	10-3, 10-5, 13-19	1014287	11-3	1016074	6-15, 6-17
1013746	9-3, 9-5, 9-11, 9-13	1014288	5-3, 6-19, 11-3, 13-19	1016103	9-11
1013760	12-3	1014289	6-13	101611003	17-9
1013768	12-7	1014304	13-17	101611402	15-5
1013769	12-7	1014305	17-3	1016183	5-3
1013770	12-7	1014306	1-19, 1-21	1016201	11-3, 12-9
1013771	12-7	1014375	6-19	1016203	11-5
1013772	12-7	1014453	11-3	1016269	5-3
1013773	12-7	1014454	11-9	1016289	11-3
1013774	12-7	1014496	17-5	1016337	12-5
1013787	12-7	1014497	17-5	1016338	12-5
1013792	12-7	1014498	17-5	1016341	12-3
1013794	12-7, 15-3	1014507	17-5	1016342	12-9
1013857	6-11, 13-9	1014508	17-5	1016346	5-9
1013869	4-5	1014510	17-5	1016349	5-9
1013870	4-5	101454902	5-15	1016350	5-9
1013871	4-9, 4-11	1014555	5-15	1016351	5-9
1013876	1-27, 4-5	1014573	5-15	1016353	5-9
1013924	4-3, 7-15, 8-15	1014675	5-15	1016384	5-11
1013983	1-15	1014727	12-9	1016385	5-9
1014007	4-9, 4-11, 12-3	1014807	12-9	1016386	5-11
1014049	11-3	1014901	5-15	1016387	5-11
1014050	11-3	1014902	5-15	1016389	5-11
1014052	11-3	1014928	9-3	101641002	17-5
1014055	11-3	1014947	13-19	101641101	17-11
1014056	11-3	1014948	6-9, 13-19	101641201	17-9
1014057	11-3	101503202	1-3	101641202	17-3
1014058	11-3	1015064	12-9	1016413	17-9
1014059	11-3	1015072	13-17	1016414	17-9
1014062	11-3	1015137	9-3, 9-5, 9-11, 9-13	1016415	17-9
1014063	11-3	1015139	9-3, 9-5	1016416	17-3
1014065	6-9, 11-3, 12-9	1015143	9-3, 9-5	1016417	17-3
1014070	11-9	101524001	6-15	1016418	17-7
1014072	11-9	101524002	6-17	1016423	6-9
1014076	11-9	1015330	7-9, 10-3	101642572	9-7
1014078	11-9	1015332	7-3, 8-3	101642575	9-7, 9-9
1014080	11-9	1015345	6-9	101642578	9-7, 9-9
1014089	12-9	1015371	6-9	101642580	9-7, 9-9
1014115	17-9	1015372	6-9	101642582	9-7, 9-9
1014116	9-3	1015373	6-9	101642585	9-9
1014119	6-9	1015405	6-9	1016429	7-7, 8-7
1014125	5-3	1015426	9-17	1016430	7-9
1014126	5-3	101547601	3-5	1016431	7-9
1014145	6-9, 12-9	1015524	17-5	1016432	7-7, 8-7, 12-3
1014153	4-3	1015583	1-29, 5-11, 5-15	1016435	7-7
1014161	17-9	1015597	5-7, 5-9, 5-13	1016436	7-9, 8-9
1014162	17-9	1015649	7-3, 8-3	1016437	9-7, 9-9
1014193	12-7	1015737	6-9	1016438	9-11, 9-13
1014201	14-3, 14-5, 14-7, 14-9	1015741	6-9	1016439	9-11

# INDEX

1016440	7-9, 8-9, 9-11, 9-13	1016516	7-13	1016579	7-5, 8-5
1016441	9-11, 9-13	1016517	7-9, 8-9	1016580	7-13
1016443	7-3	1016518	8-9	1016581	7-7, 8-7
1016444	9-11, 9-13	1016519	7-9, 8-9	1016582	9-11, 9-13
1016445	7-5, 8-5	1016520	7-11	1016583	7-9, 8-9
1016446	7-9, 7-11	1016521	7-11, 8-11	1016584	7-11, 8-11
1016447	7-9	1016523	7-9	1016585	9-7, 9-9
1016448	7-9	1016524	7-3	1016586	7-5, 8-5
1016449	7-9, 8-9	1016525	7-3	1016587	7-5, 8-5
1016450	7-9, 8-9	1016526	7-3	1016588	7-5, 8-5
1016451	7-9	1016531	7-3, 8-3	1016627	17-7
1016452	7-9, 8-9	1016532	7-13	1016630	6-11
1016453	7-11	1016533	7-13	1016672	12-7
1016454	7-11, 8-11	1016535	7-11, 8-11	1016801	11-3
1016455	7-5, 8-5	1016536	7-3	1016851	13-21
1016456	7-3, 7-5, 7-11, 8-3, 8-5	1016537	7-7, 8-7	1016879	6-7, 13-7
1016457	7-7, 8-7	1016538	7-11, 8-11	1016880	6-7, 13-7
1016458	7-9, 7-11, 8-9	1016539	7-3, 8-3	1016883	6-15, 6-17
101645901	7-13	1016541	7-13, 8-13	1016901	11-3
101645902	7-13	1016542	7-9	1016904	8-9, 10-5
101645903	7-13	1016544	7-5, 7-9, 7-11, 8-5, 8-9, 8-11	1016916	1-23
1016460	7-13	1016545	7-9	1016947	12-9
101646101	7-13	1016546	9-15	1016952	1-19, 1-21
101646102	7-13	1016547	7-3, 7-13, 8-3, 8-13, 9-11, 9-13	1017029	4-5
101646103	7-13	1016548	7-5	1017062	6-7, 13-7
1016467	7-7, 8-7	1016549	7-9, 8-9	1017064	6-7, 13-7
1016469	7-13	101655001	7-13	1017065	6-7, 13-7
1016470	7-13, 8-13	101655002	7-13	1017082	12-3
1016471	7-9	101655003	7-13	1017141	1-19, 1-21
1016472	7-11, 8-11	101655004	7-13	1017188	11-7
1016473	7-7, 8-7	101655005	7-13	1017203	9-3
1016474	7-9, 8-9	101655006	7-13	1017221	7-3
101647501	7-13	101655007	7-13	1017226	5-3
101647502	7-13	101655008	7-13	1017231	12-3
1016479	7-9, 8-9	101655009	7-13	1017235	5-15
1016480	9-11, 9-13	1016551	17-11	1017266	5-9
101648102	9-11, 9-13	1016552	17-11	1017273	5-5
101648203	7-7, 8-7	1016553	17-11	1017313	5-3
1016483	7-9, 8-9	1016554	17-11	1017314	5-3
1016484	7-7	1016558	7-13	1017315	5-3
1016486	9-7, 9-9	1016559	7-13	1017317	5-3
1016489	7-9, 8-9	1016560	7-9, 8-9	1017378	4-9, 4-11
101649002	9-11, 9-13	1016561	7-5, 8-5	1017380	4-9, 4-11
1016493	7-5	1016562	7-5, 7-13, 8-5, 8-13	1017424	4-9, 4-11
1016494	7-11, 8-11	1016563	7-9, 8-9	1017434	8-9
1016496	7-11, 8-11	1016564	7-11, 8-11	1017435	8-9
1016497	7-5, 8-5	1016565	7-11	1017442	8-7
1016499	9-7, 9-9	1016566	7-9, 8-9	1017443	8-9, 8-11
1016501	9-7, 9-9	1016567	7-11	1017444	8-9
1016502	7-7, 8-7	1016568	7-13	1017445	8-9
1016505	7-5	1016569	7-9, 8-9	1017446	8-9
1016506	7-11, 8-11	1016570	7-7, 8-7	1017447	8-11
1016507	7-3, 8-3	1016571	7-13, 8-13	1017448	7-5, 8-5
1016509	7-13	1016572	9-11, 9-13	101744901	8-13
1016510	7-11, 8-11	1016576	7-7, 8-7	101744902	8-13
1016513	12-3	1016578	7-5, 8-5	1017450	8-13

# INDEX

101745101	8-13	1017947	14-3, 14-5	101833101	8-15
101745102	8-13	1017948	14-3	101833201	7-15
1017453	8-13	1017949	14-3, 14-5	101833401	11-9
1017454	8-9	1017950	14-3, 14-5	101833601	12-3
1017455	7-5, 8-5	1017953	14-3, 14-5	101833701	6-13
1017456	7-7, 8-7	101795701	13-17	101833906	11-3
101745701	8-13	101796201	4-9, 4-11	101834001	11-9
101745702	8-13	101796501	13-15	101834601	7-15, 8-15
1017458	8-7	101796801	13-15	101834801	12-3
1017460	8-7	101801001	13-15	101835601	1-29
1017461	9-7, 9-9	101802101	13-15	101836201	11-9
1017463	8-5	101802204	16-5	101837101	9-17
1017466	9-11, 9-13	101802205	16-5	101837301	6-15, 6-17
1017468	7-5, 8-5	101802206	16-5	101850301	9-17
1017471	8-13	101804301	9-17	101855002	13-13
1017472	8-11	101805701	9-17	101855801	1-19, 1-21, 12-11
1017473	8-9	101806901	1-31	101856002	13-13
1017474	8-3	101808401	17-3	101856102	6-9
1017475	8-3	101809101	17-5	101856201	9-17
1017476	8-3	101811401	9-17	101859301	10-3
1017486	8-3	101811501	9-17	101859401	10-5
1017487	8-11	101811801	9-17	101861901	4-9, 4-11
1017490	8-5	101811901	9-17	101862001	4-11
1017500	8-3	101812301	9-17	101869302	6-13
1017501	8-13	101813001	9-17	101871001	17-3
1017502	8-13	101813202	17-3	101874901	6-13
1017503	8-13	101815501	4-3	101875001	6-13
1017504	8-11	101815502	4-3	101875101	6-13
1017507	7-7, 8-7	101816401	4-3	101875102	6-13
1017508	8-11	101816501	4-3	101875201	6-13
1017510	8-13	101816502	4-3	101875301	6-13
1017512	8-13	101817401	4-9, 4-11	101875401	6-13
1017513	8-11	101818801	4-9	101875501	6-13
1017514	8-11	101820201	9-11	101875601	6-13
101751801	8-11	101821501	9-17	101875701	6-13
101751802	8-11	101823101	17-9	101875802	6-13
101751803	8-11	101823201	4-3	101876001	6-13
1017653	6-13	101823801	4-3	101876202	6-13
1017686	11-9	101824401	9-3, 9-5	101876301	6-13
1017689	10-3, 10-5	101826801	13-19	101876402	6-13
1017696	4-9, 4-11	101827101	7-15, 8-15	101876501	6-13
1017705	13-15	101827801	13-19	101877601	6-13
101773301	8-13	101828801	16-5	101877701	6-13
101773302	8-13	101828802	16-5	101878101	6-13
101773303	8-13	101828904	16-5	101878201	4-5
101773304	8-13	101828905	16-5	101878302	5-7
101773305	8-13	101828906	16-5	101879001	6-13
101773306	8-13	101830701	13-9	101879401	5-7, 5-17
101773307	8-13	101831801	17-5	101879501	5-7, 5-17
101773308	8-13	101831901	17-3	101879601	5-7, 5-17
101773309	8-13	101832001	13-15	101879701	5-7, 5-17
101773310	8-13	101832101	7-15	101879801	5-7, 5-17
101773311	8-13	101832202	9-15	101879901	5-7, 5-17
1017774	1-25	101832302	9-15	101880001	5-7, 5-17
101791101	4-3	101832601	8-15	101880101	5-7, 5-17
1017944	14-3, 14-5	101832701	7-15, 8-15	101880201	5-7, 5-17

# INDEX

101880301	5-7, 5-17	101910501	12-7	101936801	13-11
101881101	7-5, 8-5	101911401	15-5	101939901	6-13
101881701	9-17	101912401	4-13	101942301	13-13, 14-3, 14-5, 14-7, 14-9
101884801	7-15, 8-15	101915201	3-5	101951501	12-11
101886101	12-3	101915401	7-11	101953101	4-7
101887101	17-3	101915501	7-13	101953802	8-3
101887601	7-3, 8-3, 9-11	101915601	7-3	101953901	7-3
101889401	12-5	101915801	7-5	101954301	1-3, 1-23
101890001	12-5	101916001	8-13	101960501	1-31, 3-5
101890101	12-3	101916101	8-3	101963401	6-9, 7-15, 8-15
101890201	12-3	101916201	8-5	101965205	13-19
101890501	12-3	101916301	8-5	101971001	9-17
101890601	12-3	101916701	6-15, 6-17, 11-3	101971301	9-17
101890901	12-7	101917601	9-17	101972001	17-7
101891001	12-7	101917701	9-17	101972002	17-7
101891301	12-3	101918501	4-5	101972003	17-7
101891401	12-7	101919801	4-9, 4-11	101972004	17-7
101891501	12-7	101920101	13-11, 13-13, 14-3, 14-5, 14-7, 14-9	101972005	17-7
101891601	12-5	101921501	9-17	101972006	17-7
101891901	12-5	101922101	15-3	101972007	17-7
101892001	12-5	101922201	15-3	101972009	17-7
101892201	12-5	101922301	7-13	101972011	17-7
101892301	12-5	101922501	13-13	101972012	17-7
101892401	12-5	101922601	12-11	101972101	15-3
101892501	12-5	101923001	15-3	101972201	15-3
101892601	12-5	101923201	15-3	101972801	9-17
101892701	12-7	101923501	15-3	101973101	9-7, 9-9
101892901	12-3	101923701	15-3	101973201	9-7
101893201	12-5	101923901	15-3	101973301	9-9
101893801	12-3	101925701	9-17	101973401	9-13
101893901	12-5	101926501	5-15	101978601	15-5
101895401	15-3	101926901	12-3, 12-13	101979101	12-9
101895501	15-3	101927101	12-3	101980801	12-5
101896501	6-13	101927201	12-3	101980901	12-5
101896901	9-5	101927301	12-3	101981001	12-5
101897001	15-3	101927501	12-5	101984801	5-3
101897201	15-3	101927601	12-5	101987701	9-3
101897401	15-3	101927701	12-5	101987901	6-7, 13-7
101897601	15-3	101927901	12-5	101988001	6-7, 13-7
101898001	6-19	101928001	12-5	101988002	6-7, 13-7
101903101	5-11	101928101	12-5	101988101	6-7, 13-7
101903601	15-3	101928301	12-7	101988201	6-7, 13-7
101903701	15-3	101928601	12-3	101990703	6-11
101905601	9-7	101928701	12-3, 15-3, 17-7	101990801	4-7
101905901	9-9	101929301	7-5	101991101	6-11
101906901	15-3	101929401	5-15	101998211	1-23
101908101	13-13	101929801	11-3	101998212	1-23
101908401	13-13	101929802	11-3	101998214	1-23
101908601	3-11	101931501	3-11, 13-19	101998215	1-23
101908701	13-19	101932401	13-13	101998501	1-23
101909201	7-5, 8-5	101932501	13-13	102003201	9-3
101909301	7-5, 8-5	101932601	13-19	102022101	4-7
101909401	7-5, 8-5	101932701	13-19	102022602	5-17
101909501	7-5, 8-5	101932902	12-13	102025801	1-3
101909701	7-3	101933101	17-7	102025901	6-11
101910401	1-25, 13-19	101936101	15-5	102026001	4-9, 4-11

# INDEX

102031901	12-7	102266101	14-3, 14-5	102544201	1-25
102044702	6-11	102266501	13-19	102555501	17-3
102044801	6-11	102266601	13-13	102562401	17-3
102045001	1-3	102266701	13-13	102570401	17-11
102045901	12-3	102267001	14-3, 14-5	102581201	1-25
102048401	1-3	102273201	16-5	102588501	5-15
102051601	6-11	102273301	16-5	102601501	17-5
102051701	6-11, 13-9	102273401	16-5	102603501	17-5
102051901	6-11, 13-9	102273601	16-5	102605201	17-5
102061201	17-9	102273701	16-3, 16-5	102606101	17-5
102065901	1-29, 7-15, 8-15	102273801	16-3, 16-5	102607501	17-5
102066201	4-7	102273901	16-3, 16-5	102618601	1-7, 1-9
102101001	13-11	102274001	16-5	102668801	17-9
102101101	13-11	102278001	5-3	102669901	17-7
102155801	11-9	102278801	3-9, 3-15	102674001	17-5
102169401	17-7	102289001	1-29	102674101	17-5
102174201	1-23	102289002	1-7, 1-9	102674201	17-5
102174202	1-23	102289201	5-17	102674401	17-9
102174204	1-23	102289301	1-29	102674601	17-9
102174205	1-23	102296530	1-25	102675001	17-5
102186001	14-7, 14-9	102298240	1-7, 1-9	102675101	17-5
102186101	14-7, 14-9	102304701	7-9	102675201	17-5
102186201	14-7, 14-9	102304801	8-9	102675301	17-5
102186301	14-7, 14-9	102310701	1-15	102675401	17-5
102186401	14-7, 14-9	102323101	4-5	102686101	17-3
102186701	14-7, 14-9	102323201	4-5	102704701	14-7, 14-9
102186901	14-7, 14-9	102327801	14-3	102704801	14-7, 14-9
102187001	14-7	102330901	17-9	102704901	14-7, 14-9
102187101	14-7, 14-9	102336001	9-15	102705001	14-7
102187201	14-7, 14-9	102336101	9-15	102711201	6-9
102196901	13-13	102352801	5-13	102753401	7-9, 8-9
102198001	6-11, 13-9	102353201	5-13	102766701	1-3
102221201	1-19, 1-21	102353301	5-13	102771701	15-3
102235201	14-3, 14-5, 14-7, 14-9	102353401	5-13	102777401	13-17
102240102	14-3	102354104	5-13	102777601	1-19, 1-21
102240104	14-5	102354204	5-13	102777602	1-19, 1-21
102240501	13-19	102355102	1-17	102778501	1-3
102241501	17-7	102355301	6-19	102778502	1-3
102241502	17-7	102356601	15-3	102778503	1-3
102242101	1-5, 11-9	102356801	15-3	102778504	1-3
102243402	17-7	102357001	15-3, 15-5	102778505	1-3
102243403	14-3, 14-5, 14-7, 14-9	102406701	9-3, 9-5	102778507	1-3
102248803	17-7	102430901	8-13	102778509	1-3
102249901	17-3	102431001	8-11	102778601	1-3
102251501	17-7	102453001	12-5	102779001	1-27
102251901	14-3	102453101	12-5	102779401	1-27
102259801	13-19	102499001	13-9	102779501	1-27
102263601	13-19	102503221	1-25	102796101	1-25
102263701	13-19	102503222	1-25	102796201	5-5
102264001	6-9	102503224	1-25	102796301	1-25
102265501	14-3	102508601	13-9	102796302	1-25
102265601	14-3, 14-5	102508701	13-9	102796501	1-13
102265701	14-3, 14-5	102511301	13-17	102796701	1-3
102265801	14-3, 14-5	102511302	13-17	102796801	1-19
102265901	14-3, 14-5	102522001	9-5	102796802	1-19
102266001	14-3, 14-5	102540301	7-15, 8-15	102796803	1-19



# INDEX

102796804	1-19	102865101	9-3	103483301	4-3
102796805	1-19	102886301	15-3	103483401	4-3
102797201	1-29	102886401	15-3	103483501	4-3
102803001	6-5	102886501	15-3	103483601	4-3
102804501	6-11	102886601	15-3	103483701	4-3
102804502	6-11	102913101	1-25	103507001	5-11
102804503	13-9	102913102	1-25	103512801	16-3
102804504	13-9	102913601	5-11	103512901	16-3
102806201	13-19	102914301	1-3	103513001	16-3
102810301	1-11	102959401	1-13	103517401	16-3
102810501	13-5	102967901	1-3, 6-11, 13-9	103517601	16-5
102815801	2-3	103010101	9-3	103520301	9-17
102815901	2-3	103189901	1-27	103601501	5-17
102816201	1-25	103200701	13-9	103601601	5-3
102818301	1-21	103246701	1-23	103651901	9-5
102818302	1-21	103246801	1-23	103651902	9-3
102818303	1-21	103282601	13-19	103653401	5-17
102818305	1-21	103293501	1-27	103717001	16-3
102819101	2-3	103313301	1-5	103717002	16-3
102820301	1-29	103316701	13-19	103717003	16-3
102820501	1-29	103316801	13-19	103776901	9-5
102821101	1-29	103316901	13-19	103776902	9-3
102822001	1-3	103317501	1-27	103779601	16-3
102822002	1-3	103317601	1-27	103781101	9-3
102822401	5-5	103325501	14-5	103781201	9-3
102823201	1-29	103325601	14-5	96704416	7-15, 8-15
102825401	3-7	103325701	14-5		
102825402	3-7	103325801	14-5		
102825501	3-13	103337601	14-5	<b>A</b>	
102825502	3-13	103345701	11-3	absorber, rear shock	5-15
102825601	3-7	103351001	5-9	AC cord	16-5
102825701	3-13	103372101	9-3, 9-5	AC cord bushing	16-3, 16-5
102828701	1-3, 1-11, 1-13	103372302	9-3, 9-5	AC cordset	16-3
102829703	1-17	103377201	4-7	accelerator bracket and bearing assembly	4-9, 4-11
102829704	1-17	103377301	4-7	accelerator cable	9-15
102829802	1-17	103379501	12-11	accelerator pedal	4-9, 4-11
102830201	1-9	103380201	4-3	accelerator pedal adjustment tool	17-3
102830401	5-11	103380202	4-3	accelerator pivot rod	4-9, 4-11
102830501	1-7	103397901	16-5	accelerator return spring	4-9, 4-11
102830801	13-9	103403101	13-19	accelerator rod	4-13
102831901	3-3, 3-13	103414901	16-5	accessory receptacle	6-11, 13-9
102832001	3-3, 3-13	103428501	16-3	adapter	
102832601	13-17	103428601	16-3	cable (IQDM)	17-7
102833301	3-3, 3-11	103428701	16-3	adhesive, guide ring	17-3
102840301	1-25	103429001	16-3	adjuster	
102850801	3-9	103429101	16-3	hydraulic brake	17-7
102850901	3-9	103429201	16-3	adjuster, lash	8-11
102851001	3-15	103429301	16-3	air box	9-17
102851101	3-15	103429501	16-3	air box top	9-17
102851201	3-9	103429701	16-3	air filter	9-17
102851301	3-9	103434001	16-3	air intake hose	9-17
102851401	3-15	103439901	16-3	ammeter	16-3, 16-5
102851501	3-15	103477901	5-13	angled bumper mount	5-15
102852401	1-9	103483101	4-3	A-plate strap	5-9
102857401	1-3	103483102	4-3	A-plate, delta	5-9
102861401	2-5	103483201	4-3	arbor	17-3

# INDEX

- arm
    - governor 12-3
    - pivot 12-3
    - rocker 7-9, 8-9
  - armature 6-13, 14-3, 14-5, 14-7, 14-9
  - armature conversion kit 6-13
  - assembly
    - accelerator bracket and bearing 4-9, 4-11
    - accelerator pivot rod 4-9, 4-11
    - air box 9-17
    - air box top 9-17
    - armature 6-13
    - axle 12-7
    - bearing, steering shaft 5-3
    - bell crank and shaft 6-9
    - brake lever 4-3
    - brush connector 6-13
    - brush holder 6-13
    - carburetor 9-7, 9-9
    - connecting rod 7-13, 8-13
    - cylinder head 8-9
    - delta A-plate 5-9
    - delta shock and gear support 5-9
    - drive hub 11-3
    - driven clutch 11-9
    - driven clutch fixed-face 11-9
    - field coil 6-13
    - float 9-7, 9-9
    - Forward/Reverse shifter 12-9
    - frame and field (motor) 14-7, 14-9
    - fuel tank vent 9-3, 9-5
    - governor 12-5
    - headlight 6-7, 13-7
    - headlight harness 6-7, 13-7
    - idle screw 9-7, 9-9
    - inner ball joint 5-7, 5-17
    - kingpin 5-11
    - moveable-face 11-3, 11-9
    - pilot air screw 9-7, 9-9
    - plug cap 8-5
    - ratchet 4-5
    - secondary clutch weight 11-3
    - steering shaft 5-3
    - turn signal lens 6-7, 13-7
  - axle 12-7, 15-3
  - axle guard 12-13, 15-5
  - axle shaft oil seal 12-7, 15-3
  - axle tube 15-3
- B**
- backrest 1-25
  - bag, desiccant 11-3
  - ball bearing 8-11
  - ball joint 4-5, 4-13, 5-7, 5-9, 12-11
  - ball joint, left-hand thread 5-7, 5-9
  - ball stud 6-9, 12-3, 12-9
  - ball, bearing 5-13
  - ball, shifter 12-5
  - ball, steel pressure relief 7-7, 8-7
  - band, RPM limiter mount 7-5, 8-5
  - bar, drive 13-11
  - barb, vent 9-3, 9-5
  - battery 6-19
  - battery charger 16-5
  - battery charger case 16-5
  - battery charger handle 16-5
  - battery charger receptacle 13-15
  - battery charger transformer 16-5
  - battery clamp 6-19
  - battery condition indicator, 48-volt 13-9
  - battery discharge machine 17-3
  - battery hold-down, 12-volt 13-17
  - battery light 13-9
  - battery terminal protector spray 17-3
  - battery thermometer 17-3
  - battery, 12-volt, Trojan T1275, moist 13-17
  - battery, 12-volt, Trojan T1275, wet 13-17
  - bearing 15-3
    - ball 5-13, 8-11
    - ball (motor) 14-7, 14-9
    - ball (steering pinion) 5-7, 5-17
    - idler 11-3
    - inner axle tube 12-7, 15-3
    - lower pinion (steering) 5-7, 5-17
    - needle 12-5
    - outer axle tube 12-7
    - pivot support 4-9, 4-11
    - steering shaft 5-3
    - thrust 5-11
  - bearing and oil seal remover 17-3
  - bearing driver set 17-3
  - bearing puller 17-3
  - bearing puller wedge 17-3
  - bearing retainer 14-3, 14-5
  - bearing seat 5-3
  - bed support 1-25
  - bed support stiffener 1-29
  - bed, cargo 1-27
  - bell crank 12-9
  - bell crank and shaft 6-9
  - bellows 5-7, 5-17
  - belt, drive 11-5, 11-7
  - belt, starter/generator 6-15, 6-17, 11-3
  - bezel, headlight 6-7, 13-7
  - block, brake-mounting 4-5
  - block, fuse 6-9
  - body kick plate 1-19, 1-21
  - body, front 1-3
  - body, rear 1-19, 1-21
  - bolt, J- 13-17
  - bolt, U- 5-15
  - boot, steering column 5-3
  - boot, switch 13-13
  - bottom, air box 9-17
  - box
    - air 9-17
    - dash 1-11
    - electrical component 6-9
    - glove 1-13
    - steering gear 5-7, 5-17
  - box lock kit, glove 1-13
  - brace, canopy 1-5
  - brace, seat support cross 1-25
  - bracket 5-15, 6-11, 7-3
    - accelerator cable 9-15
    - adjustable starter/generator 6-15, 6-17
    - governor cable 9-15
    - headlight mounting 6-7, 13-7
    - muffler mounting 10-3, 10-5
    - oil filter mount 7-7, 8-7
    - oil level switch 7-11, 8-11
    - RPM limiter 7-5, 8-5
    - shifter 12-3, 12-11
    - snubber 7-15, 8-15
    - starter/generator mounting 6-15, 6-17
    - steering column 5-3
    - steering column mounting 5-3
    - throttle spring return 9-11, 9-13
    - Tow/Run switch 13-13
  - brake adjusting mechanism 4-3
  - brake adjustment tool 17-3
  - brake cable 4-7
  - brake cable equalizer 4-7
  - brake cable release tool 17-3
  - brake drum 4-3
  - brake lever 4-3
  - brake mounting block 4-5
  - brake pedal 4-5
  - brake pedal adjustment tool 17-3
  - brake pedal pad 4-5
  - brake pedal tension tool 17-3
  - brake return spring 4-7
  - brake self-adjusting mechanism 4-3
  - brake shoe 4-3
  - brake spring 4-3
  - breaker, circuit 16-3, 16-5
  - breather 12-3, 15-3
  - brush 14-3, 14-5, 14-7, 14-9
  - brush and screw set 6-13
  - brush box assembly 14-7, 14-9
  - brush connector 6-13
  - brush guard 1-9
  - brush guard support 5-11
  - brush holder 6-13
  - brush inspection port cover 6-13
  - brush port cover 6-13
  - brush rigging 14-3, 14-5, 14-7, 14-9
  - brush spring 14-3, 14-5, 14-7, 14-9

# INDEX

brush spring set 6-13  
bulb, headlight 6-7, 13-7  
bumper  
  cast 1-7  
  drive unit (motor) 14-3, 14-5, 14-7, 14-9  
  jounce 5-15  
  rubber 1-13, 1-29, 4-5  
  side trim 1-15  
  spring return 4-9, 4-11  
bumper mount, angled 5-15  
bushing 11-3  
  AC cord 16-3, 16-5  
  bronze 5-13  
  nylon 4-5  
  return line 9-3, 9-5  
  spindle 5-13  
  steel 1-29, 5-11, 5-15  
  urethane 1-29, 5-9, 5-11, 5-15  
bushing, insulated 14-3, 14-5  
button, choke 9-17  
button, drive 11-9  
buzzer, reverse 13-21

## C

cable  
  accelerator 9-15  
  brake 4-7  
  governor 9-15  
  IQDM 17-7  
  transmission 12-11  
cable retainer 1-19, 1-21, 12-11  
cable, cargo bed 1-27  
calibration test module 17-3  
cam  
  driven clutch 11-9  
  electrical component box 6-9  
  neutral lockout 12-9  
cam installation tool 17-3  
camshaft 7-11, 8-11  
camshaft shim 8-11  
canopy brace 1-5  
cap  
  dust 13-13  
  plug 8-5  
  spark plug 7-5  
carburetor 9-7, 9-9  
carburetor float level tool 17-7  
carburetor gasket 9-13  
carburetor insulator 9-11, 9-13, 14-3, 14-5  
carburetor mounting gasket 9-11, 9-13  
card, safety first 17-9  
cargo bed 1-27  
cargo bed hinge 1-29  
case  
  battery charger 16-5  
  differential gear 12-7

  FNR switch 13-13  
  gear 12-3, 15-3  
  rocker 7-9, 8-9  
case, charger 16-3  
cast bumper 1-7  
catch, tilt bed 1-27  
center, steering wheel 5-5  
charger bezel tool 17-3  
charger board relay 16-3  
charger case 16-3  
charger hardware 16-3  
charger legs 16-3  
charger receptacle 13-15  
charger, battery 16-5  
choke button 9-17  
choke lever 9-17  
choke lever guide 9-17  
choke positioner 9-17  
choke valve 9-17  
circuit breaker 16-3, 16-5  
clamp  
  battery 6-19  
  cable retaining 9-15  
  hose 9-3, 9-5, 9-11, 9-13, 9-17  
  muffler hose 10-3, 10-5  
clevis, upper delta 5-11  
cluster idler gear 12-5  
clutch alignment tool 17-5  
clutch pulley 11-3  
clutch removal tool 17-3  
clutch repair kit 11-9  
clutch tool kit 17-5  
clutch weight 11-3  
clutch, drive 11-3  
clutch, driven 11-9  
coil, field 6-13  
coil, ignition 7-5, 8-5  
collet 7-9, 8-9  
column, steering 5-3  
communication display module 17-5  
component box, electrical 6-9  
component mounting plate 13-19  
compression gauge 17-5  
compression lug 13-19  
compression spring 9-17  
compressor, piston ring 17-9  
compressor, valve spring 17-11  
computer, onboard 13-19  
connecting rod 7-13, 8-13  
connector, a- 6-13  
connector, four-pin 13-13  
connector, speed controller 13-19  
continuity tester 17-5  
controller cover 13-19  
controller cover gasket 13-19  
controller, motor speed 13-19

cord connector 7-11, 8-11  
cord set, DC 16-5  
cord, AC 16-5  
Cordset  
  PD3, AC 114" 16-3  
  PD3, AC 80" 16-3  
  PD3, DC 113" 16-3  
  PD3, DC 154" 16-3  
  PD3, DC 205" 16-3  
counterbalance guide shaft 7-13, 8-13  
counterbalance weight 7-13, 8-13  
cover  
  brush inspection port 6-13  
  brush port 6-13  
  cowl 1-3  
  crankcase 7-11, 8-11  
  electrical box 6-9  
  oil pump 7-7, 8-7  
  steering column 5-3  
cover gasket, controller 13-19  
cover plate 14-7, 14-9  
cover, controller 13-19  
cover, speed controller 13-19  
cowl 1-3  
cowl cover 1-3  
cowl support 1-3  
crank, bell 12-9  
crankcase 7-13, 8-13  
crankcase cover 8-11  
crankcase cover gasket 7-9, 7-11  
crankcase vent tube 9-11, 9-13  
crankshaft 7-13, 8-13  
crankshaft rod 8-13  
crankshaft seal 7-11  
crankshaft shim 7-13, 8-13  
cross brace, seat support 1-25  
C-type stop ring 5-7, 5-17  
cup, spring 4-9, 4-11  
cushion, shock absorber 5-15  
cutter, valve seat 17-5, 17-11

## D

damper, RPM limiter 7-5, 8-5  
dash 1-3  
dash box 1-11  
DC cord set 16-5  
DC cordset 16-3  
decal  
  800 3-9  
  810 3-9  
  810E 3-15  
  Club Car 3-9, 3-15  
  component cover 3-11, 13-19  
  crush area 3-3, 3-13  
  crush warning 3-3, 3-13  
  driver/passenger 3-5

# INDEX

frame ground 3-5  
instrument panel warning 3-7, 3-13  
operating instructions 3-7, 3-13  
owner notice 3-3, 3-11  
rotating parts 1-31, 3-5  
Tow/Run switch warning 3-11  
delta A-plate 5-9  
delta A-plate sub-assembly 5-9  
delta shock and gear support 5-9  
desiccant bag 11-3  
DF-terminal insulator 6-13  
diesel tachometer probe 17-9  
differential  
drive unit 15-3  
differential gear 12-7, 15-3  
differential gear case 12-7  
differential guard 12-13, 15-5  
differential housing 15-3  
differential idler gear 12-7  
differential pin 12-7  
diode 6-9, 13-19  
dipstick 7-3, 8-3  
drain plug 7-7, 8-7  
drain plug gasket 7-7, 8-7, 12-3  
drive bar 13-11  
drive belt 11-5, 11-7  
drive button 11-9  
drive clutch 11-3  
drive clutch button 11-3  
drive clutch fixed sheave tool 17-5  
drive clutch fixed-face 11-3  
drive clutch holder tool 17-5  
drive clutch hub puller 17-5  
drive clutch puller 17-5  
drive clutch spider removal tool 17-5  
drive clutch spring 11-3  
drive clutch weight 11-3  
drive hub 11-3  
drive unit bumper 14-3, 14-5, 14-7, 14-9  
drive unit guard 12-13, 15-5  
driven clutch 11-9  
driven clutch button 11-9  
driven clutch cam 11-9  
driven clutch cam puller 17-5  
driven clutch fixed-face assembly 11-9  
driven clutch puller plug 17-5  
driven clutch spring compression base tool 17-5  
driven clutch spring compression collar tool 17-5  
driven clutch spring compression nut tool 17-5  
driver, drive clutch 11-3  
drum, brake 4-3  
dry moly lubricant 17-7  
dust cap 13-13

## E

E-clip 4-7  
electrical box cover 6-9  
electrical component box 6-9  
end bell, commutator 6-13  
end bell, output shaft 6-13  
end cap, motor 14-3, 14-5, 14-7, 14-9  
end shield  
motor 14-3, 14-5  
engine 7-3  
engine mounting plate 7-15, 8-15  
engine shroud 7-3, 8-3  
engine valve spring 7-9  
engine, FE350 CW without ACR 8-3  
equalizer rod 4-7  
equalizer, brake cable 4-7  
exhaust system 10-3, 10-5  
exhaust valve 7-9, 8-9  
extension, spring latch 1-27  
extrusion 13-19

## F

face, moveable 11-3, 11-9  
fan housing 7-3, 8-3  
fan shroud 7-3, 8-3  
fan, flywheel 7-5, 8-5  
fender 1-19, 1-21  
field coil 6-13  
field coil housing 6-13  
fill plug 12-3  
filter  
air 9-17  
fuel 9-3  
oil 7-7, 8-7  
oil pump 8-7  
fitting, thread-forming grease 5-7, 5-9, 5-13  
fixed-face, drive clutch 11-3  
fixed-face, driven clutch 11-9  
float 9-7, 9-9  
floor mat 1-3  
flywheel 7-5, 8-5  
flywheel fan 8-5  
flywheel fan plate 7-5, 8-5  
flywheel puller 17-7  
FNR handle 12-9  
FNR shifter base 12-9  
FNR switch case 13-13  
foam, seat 1-23  
fork, shift 12-5  
Forward/Reverse shifter 12-9  
frame and field assembly (motor) 14-7, 14-9  
front body 1-3  
front body support 1-19, 1-21  
front hub 5-13  
front spring retainer plate 5-11

F-terminal hardware 6-13  
f-terminal insulator 6-13  
fuel filter 9-3  
fuel gauge sending unit 9-5  
fuel gauge/hour meter 6-11  
fuel line 9-3, 9-5, 9-11, 9-13  
fuel tank 9-5  
fuel tank strap 9-3  
fuel tank vent 9-3, 9-5  
fuse 13-15  
10-amp 6-9  
20-amp 6-9  
3/8-amp 13-15  
charger 16-3, 16-5  
fuse block 6-9

## G

gasket 15-3  
carburetor 9-13  
carburetor mounting 9-7, 9-9, 9-11, 9-13  
crankcase cover 7-9, 7-11, 8-9, 8-11  
drain plug 7-7, 8-7, 12-3  
exhaust 7-9, 8-9, 10-3, 10-5  
head 7-9, 8-9  
insulator 7-9, 8-9, 9-11, 9-13  
liquid 12-3, 15-3, 17-7  
oil pump 7-7  
rocker case 7-9, 8-9  
seat 1-23  
sending unit 9-5  
gasket kit, FE290 7-9  
gasket kit, FE350 8-9  
gasket, controller cover 13-19  
gauge, compression 17-5  
gauge, fuel/hour 6-11  
gear  
case 12-3, 15-3  
cluster idler 12-5  
differential 12-7, 15-3  
differential idler 12-7, 15-3  
differential output 15-3  
helical 7-13, 8-13, 12-5, 12-7  
spur 7-13, 8-13, 12-5  
synchro 12-5  
gear yoke 17-7  
glove box 1-13  
glove box key 1-13  
glove box lock 1-13  
glove box lock kit 1-13  
governor 12-5  
governor arm 12-3  
governor cable 9-15  
governor cable bracket 9-15  
governor shaft installation tool 17-7  
governor shield 9-11  
grommet 9-3, 9-5

# INDEX

guard, brush 1-9  
guard, differential 12-13, 15-5  
guide  
    choke lever 9-17  
    intake valve 7-9, 8-9  
    valve 8-9  
    valve seat cutter 17-11  
guide ring adhesive 17-3

## H

handle, battery charger 16-5  
handle, FNR 12-9  
hardware kit, charger 16-3  
hardware, F-terminal 6-13  
harness, wire 13-5  
    gasoline 6-5  
head gasket 7-9, 8-9  
head, cylinder 8-9  
head, FE290 7-9  
headlight assembly 6-7, 13-7  
headlight bulb 6-7, 13-7  
headlight harness 6-7, 13-7  
headlight retainer 6-7, 13-7  
heatsink 16-5  
helical gear 7-13, 8-13, 12-5, 12-7  
hill brake rod 4-5  
hill brake weld assembly 4-5  
hinge plate 1-19, 1-21, 1-23  
hinge support 1-29  
hinge, cargo bed 1-29  
hold-down, battery, 12-volt 13-17  
holder, object 1-3  
hose, air intake 9-17  
hose, fuel 9-3  
hour meter/fuel gauge 6-11  
housing  
    2-pin 13-11  
    3-pin 13-11, 13-13, 14-3, 14-5, 14-7, 14-9  
    4-pin 13-13  
    6-pin 13-19  
    differential 15-3  
    fan 7-3, 8-3  
    field coil 6-13  
hub 5-13  
hub and spindle 5-13  
hub, front 5-13  
hub, synchronizer clutch 12-5  
hubcap 5-13  
hydraulic brake adjuster 17-7  
hydrometer 17-7

## I

idle screw assembly 9-7, 9-9  
idler bearing 11-3  
idler gear, differential 15-3

ignition coil 7-5, 8-5  
inner frame snubber 7-15, 8-15  
input shaft 15-3  
insert, synchronizer 12-5  
instrument panel 6-11, 13-9  
insulated bushing 14-3, 14-5  
insulator gasket 7-9, 8-9, 9-11, 9-13  
insulator, carburetor 9-11, 9-13, 14-3, 14-5  
intake pipe 9-11, 9-13  
intake valve 7-9, 8-9  
intermediate shaft 15-3  
internal retaining ring pliers 17-7  
IQ display module (IQDM) 17-7

## J

J-bolt 13-17  
jet, main 9-7, 9-9  
jet, pilot 9-7, 9-9  
joint  
    ball 4-5, 4-13, 5-9, 12-11  
    left-hand thread ball 5-7, 5-9  
jounce bumper 5-15

## K

key 13-9  
    crankshaft 7-5, 7-13, 8-5, 8-13  
    driven clutch 11-9  
    square 11-9  
    starter/generator 6-13  
    woodruff 12-3  
key (pair) 6-11  
key switch 6-11, 13-9  
key switch spacer 6-11  
key, glove box 1-13  
keyswitch nut 6-11, 13-9  
kick plate, body 1-19, 1-21  
kingpin 5-11  
kit  
    2-pin housing 13-11  
    3-pin housing 13-11, 13-13, 14-3, 14-5, 14-7, 14-9  
    4-pin housing 13-13  
    6-pin housing 13-19  
    accelerator pivot rod 4-9, 4-11  
    air duct repair tape 9-17  
    brake cable 4-7  
    brake pedal 4-5  
    brake pedal adjustment tool 17-3  
    clutch repair 11-9  
    differential gear case 12-7  
    drive clutch button 11-3  
    drive clutch weight 11-3  
    driven clutch button 11-9  
    front hub replacement 5-13  
    fuel tank 9-5  
    IQ display module (IQDM) 17-7

magnet and bearing 14-3, 14-5  
motor brush 14-7, 14-9  
motor brush spring 14-7, 14-9  
motor cover plate 14-7, 14-9  
motor speed sensor 14-7, 14-9  
motor terminal hardware 14-7, 14-9  
neutral lockout cam 12-9  
park brake latch 4-5  
park brake pedal 4-5  
PD3 Cordest, AC 114" 16-3  
PD3 Cordest, AC 80" 16-3  
PD3 Cordest, DC 113" 16-3  
PD3 Cordest, DC 154" 16-3  
PD3 Cordest, DC 205" 16-3  
PD3 hardware 16-3  
shock absorber 5-15  
shock absorber cushion 5-15  
    tune-up 17-9  
knob, light switch 6-11, 13-9

## L

lash adjuster 8-11  
latch spring 1-27  
latch, air box 9-17  
latch, park brake 4-5  
L-bracket, motor 14-7  
leaf spring 5-15  
legs, charger 16-3  
lens, headlight 6-7, 13-7  
lever  
    change 12-3  
    choke 9-17  
    transmission shifter 12-3  
light  
    battery 13-9  
    oil 6-11  
light switch 6-11, 13-9  
light switch knob 6-11, 13-9  
limit switch 12-9  
limiter  
    RPM 7-5, 8-5  
line, fuel 9-3, 9-5, 9-11, 9-13  
link, rack and pinion drag 5-7  
link, rod 1-27  
liquid gasket 12-3, 15-3, 17-7  
lock kit, glove box 1-13  
lock, glove box 1-13  
low oil warning light 6-11  
lubricant, dry moly 17-7  
lubricant, moly-teflon 14-3, 14-5, 14-7, 14-9, 17-7  
lug nut 2-3  
lug stud 5-13, 12-7, 15-3  
lug, compression 13-19

# INDEX

## M

magnet and bearing kit 14-3, 14-5  
magnet, speed sensor 14-3, 14-5, 14-7, 14-9  
main jet 9-7, 9-9  
main nozzle 9-7  
mat, floor 1-3  
MCOR 13-11  
mechanism, brake adjusting 4-3  
meter, volt ohm 17-11  
module  
    calibration test 17-3  
    communication display 17-5  
moly-teflon lubricant 17-7  
motor  
    48-volt 14-5  
    48-volt IQ 14-3, 14-7, 14-9  
motor armature 14-3, 14-5  
motor brush 14-3, 14-5  
motor brush kit 14-7, 14-9  
motor brush spring kit 14-7, 14-9  
motor bumper 14-3, 14-5, 14-7, 14-9  
motor end cap 14-3, 14-5, 14-7, 14-9  
motor end shield 14-3, 14-5  
motor L-bracket 14-7  
motor magnet, speed sensor 14-3, 14-5, 14-7, 14-9  
motor speed controller 13-19  
motor speed sensor 14-3, 14-5, 14-7, 14-9  
motor speed sensor kit 14-7, 14-9  
motor stator shell and winding 14-3, 14-5  
motor terminal hardware kit 14-7, 14-9  
mounting block, brake 4-5  
moveable-face 11-3, 11-9  
muffler hose clamp 10-3, 10-5

## N

needle bearing 12-5  
nerf bar 1-17  
neutral lockout cam 12-9  
non-skid tape 1-17  
nozzle, main 9-7, 9-9  
nut, keyswitch 6-11, 13-9  
nut, lug 2-3

## O

OBC 13-19  
OBC, onboard computer 13-19  
object holder 1-3  
oil filler tube 7-3, 8-3  
oil filter 7-7, 8-7  
oil filter mount bracket 7-7, 8-7  
oil filter screen 7-11, 8-11  
oil filter screen plate 7-11, 8-11  
oil level sensor 7-11, 8-11  
oil level switch bracket 7-11, 8-11

oil pump and rotor 7-7, 8-7  
oil pump cover 7-7, 8-7  
oil pump filter 8-7  
oil pump gasket 7-7  
oil pump plate 7-7, 8-7  
oil seal 7-9, 7-13, 8-9, 8-11, 8-13, 12-3, 12-5  
oil warning light, low 6-11  
onboard computer 13-19  
O-ring 7-3, 7-9, 7-11, 7-13, 8-3, 8-9, 8-11, 8-13  
overload bumper spacer 5-15

## P

pad  
    accelerator pedal 4-9, 4-11  
    brake pedal 4-5  
    park brake 4-5  
    wear 1-19, 1-21  
paint, touch-up 17-7  
panel  
    instrument 6-11  
panel, instrument 6-11, 13-9  
park brake latch 4-5  
park brake pedal 4-5  
park brake rod sleeve 4-5  
park brake spacer 4-5  
park brake torsion spring 4-5  
pawl 4-5  
pedal, accelerator 4-9, 4-11  
pedal, brake 4-5  
pedal, park brake 4-5  
pilot air screw 9-7  
pilot air screw assembly 9-9  
pilot jet 9-7, 9-9  
pin, differential 12-7  
pin, piston 7-13, 8-13  
pinion, steering 5-7, 5-17  
pipe, intake 9-11, 9-13  
piston 7-13, 8-13  
piston pin 8-13  
piston ring 7-13, 8-13  
piston ring compressor 17-9  
piston ring pliers 17-9  
piston ring set 8-13  
pivot arm 12-3  
pivot support bearing 4-9, 4-11  
plate  
    body kick 1-19, 1-21  
    component mounting 13-19  
    cover 14-7, 14-9  
    engine mounting 7-15, 8-15  
    flywheel fan 7-5, 8-5  
    front spring retainer 5-11  
    hinge 1-19, 1-21, 1-23  
    oil filter screen 7-11, 8-11  
    oil pump 7-7, 8-7  
    receptacle backing 13-15

spring mounting 5-11  
thrust 12-5, 12-7

## pliers

internal retaining ring 17-7  
piston ring 17-9  
retaining ring 17-9

## plug

4-pin 13-13  
6-pin 13-19  
drain 7-7, 8-7  
driven clutch puller 17-5  
fill 12-3  
spark 7-5, 8-5

## plug cap 8-5

## pole set 6-13

## positioner, choke 9-17

## press weldment 17-5

## protector spray, battery terminal 17-3

## puller

bearing 17-3  
clutch 17-3  
drive clutch 17-5  
drive clutch hub 17-5  
driven clutch cam 17-5  
flywheel 17-7  
seal 17-9  
special use tool 17-9

## pulley

clutch 11-3  
starter-generator 6-13

## push rod 7-9, 8-9

## R

## rack and pinion drag link 5-7

## rack guide pressure spring 5-7, 5-17

## rack, steering 5-7, 5-17

## ratchet, park brake 4-5

## reamer, valve guide 17-9

## rear body 1-19

## rear spring shackle 5-15

## receptacle 13-15

## receptacle backing plate 13-15

## receptacle, accessory 6-11, 13-9

## receptacle, battery charger 13-15

## regulator, voltage 6-9

## relay, charger board 16-3

## remover, bearing and oil seal 17-3

## resistor assembly 13-19

## retainer

accelerator pedal spring 4-9, 4-11  
bearing 14-3, 14-5  
cable 1-19, 1-21, 12-11  
headlight 6-7, 13-7  
shock absorber cushion 5-15  
spring 5-15  
spring (drive clutch) 11-3

# INDEX

- valve spring 7-9, 8-9
  - retaining ring 5-3
  - retaining ring pliers 17-9
  - return spring bumper 4-9, 4-11
  - reverse buzzer 13-21
  - rigging, brush 14-3, 14-5
  - rim, wheel 2-3
  - ring
    - piston 7-13, 8-13
    - retaining 5-3, 6-9, 11-3, 11-9, 12-9
    - snap 5-7, 5-17, 7-9, 7-13, 8-9, 8-13
    - spiral backup 11-3
    - synchronizer 12-5
  - ring, C-type stop 5-7, 5-17
  - ring, piston 8-13
  - rock guard 12-13, 15-5
  - rocker arm 7-9, 8-9
  - rocker case 7-9, 8-9
  - rocker case gasket 7-9, 8-9
  - rocker shaft 7-9, 8-9
  - rocker switch 13-13
  - rod
    - accelerator 4-13
    - accelerator pivot 4-9, 4-11
    - connecting 7-13, 8-13
    - crankshaft 7-13, 8-13
    - equalizer 4-7
    - hill brake 4-5
    - link 1-27
    - push 7-9, 8-9
    - shift 12-5
    - tie 5-9
  - rotor, oil pump and 7-7, 8-7
  - RPM limiter 7-5, 8-5
  - RPM limiter bracket 7-5, 8-5
  - RPM limiter damper 7-5, 8-5
  - RPM limiter mount band 7-5, 8-5
  - rubber bumper 1-13
- S**
- safety first card 17-9
  - screen, oil filter 7-11, 8-11
  - screw, valve clearance adjuster 17-9
  - seal
    - crankshaft 7-11
    - intake 9-17
    - lip 15-3
    - oil 7-9, 7-13, 8-9, 8-11, 8-13, 12-3, 12-5, 12-7, 15-3
    - steering pinion dust 5-7, 5-17
    - vertical socket dust 5-7, 5-9
  - seal puller 17-9
  - sealant 12-3, 15-3
  - seat
    - spring 7-9, 8-9
    - valve 7-7, 8-7
  - seat bottom assembly 1-23
  - seat bottom cover 1-23
  - seat cover, vinyl 1-23
  - seat cover, white 1-23
  - seat foam 1-23
  - seat gasket 1-23
  - seat support 1-25
  - seat support cross brace 1-25
  - seat, bearing 5-3
  - sending unit, fuel gauge 9-5
  - sensor, motor speed 14-3, 14-5, 14-7, 14-9
  - sensor, oil level 7-11, 8-11
  - sensor, speed 14-3, 14-5
  - set, brush and screw 6-13
  - set, pole 6-13
  - shackle, rear spring 5-15
  - shaft
    - change 12-3
    - counterbalance guide 7-13, 8-13
    - input 15-3
    - intermediate 15-3
    - rocker 7-9, 8-9
    - steering column 5-3
    - transmission 12-5
  - shield, governor 9-11
  - shift fork 12-5
  - shift rod 12-5
  - shifter base, FNR 12-9
  - shifter bracket 12-3, 12-11
  - shim, camshaft 8-11
  - shim, crankshaft 7-13, 8-13
  - shock absorber 5-9
  - shock absorber (rear) 5-15
  - shock absorber cushion 5-15
  - shock absorber cushion retainer 5-15
  - shoe, brake 4-3
  - shroud 8-3
  - shroud, engine 7-3, 8-3
  - shroud, fan 7-3, 8-3
  - side bar 1-17
  - sleeve
    - delta A-plate 5-9
    - governor 12-5
    - park brake rod 4-5
    - synchronizer 12-5
  - snap ring 5-7, 5-17, 7-9, 7-13, 8-9, 8-13
  - snubber bracket 7-15, 8-15
  - snubber, inner frame 7-15, 8-15
  - socket 5-7, 5-9
  - solenoid, 12-volt 6-9
  - solenoid, 48-volt 13-19
  - spacer
    - accelerator pivot rod 4-9, 4-11
    - key switch 6-11
    - overload bumper 5-15
    - park brake 4-5
  - spanner wrench 17-9
  - spark plug 7-5, 8-5
  - spark plug cap 7-5
  - speed controller 13-19
  - speed controller connector 13-19
  - speed controller cover 13-19
  - speed sensor 14-3, 14-5, 14-7, 14-9
  - speed sensor magnet 14-3, 14-5, 14-7, 14-9
  - speed sensor, motor 14-3, 14-5, 14-7, 14-9
  - spindle 5-13
  - spindle and hub 5-13
  - spiral backup ring 11-3
  - spray, battery terminal protector 17-3
  - spring 1-27
    - accelerator return 4-9, 4-11
    - brake return 4-7
    - brush 6-13, 14-3, 14-5, 14-7, 14-9
    - compression 9-17
    - drive button 11-3
    - drive clutch 11-3
    - driven clutch 11-9
    - engine valve 7-9
    - extension return 9-17
    - forward/reverse cam 12-9
    - leaf 5-15
    - park brake torsion 4-5
    - rack guide pressure 5-7, 5-17
    - shifter 12-5
    - steering shaft compression 5-3
    - synchronizer 12-5
    - throttle return 9-11, 9-13
    - valve 8-9
  - spring cup 4-9, 4-11
  - spring mounting plate 5-11
  - spring retainer 5-15
  - spur gear 7-13, 8-13, 12-5
  - stand-offs, plastic 16-3
  - starter/generator 6-13
  - starter/generator belt 6-15, 6-17, 11-3
  - starter/generator mounting bracket 6-15
  - starter/generator pulley 6-13
  - stator shell and winding 14-3, 14-5
  - steel bushing 1-29, 5-11, 5-15
  - steel pressure relief ball 7-7, 8-7
  - steering column 5-3
  - steering column bearing press tool 17-9
  - steering column retaining ring tool 17-9
  - steering gear box 5-7, 5-17
  - steering pinion 5-7, 5-17
  - steering pinion dust seal 5-7, 5-17
  - steering rack 5-7, 5-17
  - steering shaft assembly 5-3
  - steering shaft compression spring 5-3
  - steering wheel 5-5
  - steering wheel center 5-5
  - steering wheel puller tool 17-9

# INDEX

stem, valve 2-3  
stiffener, bed support 1-29  
stiffener, flywheel side 7-15, 8-15  
stiffener, PTO side 8-15  
strap, A-plate 5-9  
strap, fuel tank 9-3  
stud 7-15, 8-15  
    lug 5-13, 12-7, 15-3  
stud, ball 6-9, 12-3, 12-9  
support  
    bed 1-25  
    brush guard 5-11  
    cowl 1-3  
    hinge 1-29  
    latch link 1-27  
    seat 1-25  
support yoke (steering) 5-7, 5-17  
support, front body 1-19, 1-21  
support, seat 1-25  
switch  
    key 6-11, 13-9  
    light 6-11, 13-9  
    limit 12-9  
    rocker 13-13  
    Tow/Run 13-13  
switch rubber boot 13-13  
synchro gear 12-5  
synchronizer clutch hub 12-5  
synchronizer insert 12-5  
synchronizer sleeve 12-5  
synchronizer spring 12-5  
system, exhaust 10-3, 10-5

## T

12-volt solenoid 6-9  
tachometer 17-9  
tachometer probe, diesel 17-9  
taligate 1-27  
tank, fuel 9-5  
tape, non-skid 1-17  
tappet 7-11  
terminal block 13-19  
tester, continuity 17-5  
thermometer, battery 17-3  
thread-forming grease fitting 5-7, 5-9, 5-13  
throttle return spring 9-11, 9-13  
throttle spring return bracket 9-11, 9-13  
thrust bearing 5-11  
thrust plate 12-5, 12-7  
tie rod 5-9  
tie wrap 5-7, 5-17, 6-9, 13-13, 13-19  
tilt bed catch 1-27  
tilt latch 1-27  
tire 2-3  
tool  
    accelerator pedal adjustment 17-3

belt tensioning, starter/generator 17-11  
brake adjustment 17-3  
brake cable release 17-3  
brake pedal adjustment 17-3  
brake pedal tension 17-3  
cam installation 17-3  
carburetor float level 17-7  
charger bezel 17-3  
clutch alignment 17-5  
cT-wrench 17-5  
drive clutch fixed sheave 17-5  
drive clutch holder 17-5  
drive clutch spider removal 17-5  
driven clutch spring compression base 17-5  
driven clutch spring compression collar 17-5  
driven clutch spring compression nut 17-5  
governor shaft installation 17-7  
puller, special use 17-9  
steering column bearing press 17-9  
steering column retaining ring 17-9  
steering wheel puller 17-9  
transaxle axle seal 17-9  
transaxle pinion seal 17-9  
transmission 17-9  
valve guide driver 17-9  
valve seat cutter 17-5  
tool kit, clutch 17-5  
touch-up paint 17-7  
Tow/Run switch 13-13  
Tow/Run switch bracket 13-13  
transaxle 15-3  
transaxle axle seal tool 17-9  
transaxle guard 12-13, 15-5  
transaxle housing 15-3  
transaxle pinion seal tool 17-9  
transaxle, unitized 12-3  
transformer, battery charger 16-5  
transmission cable 12-11  
transmission shaft 12-5  
transmission tool 17-9  
tube  
    crankcase vent 9-11, 9-13  
    oil filler 7-3, 8-3  
tune-up kit 17-9  
turn signal lens 6-7, 13-7  
T-wrench tool 17-5

## U

U-bolt 5-15  
unitized transaxle 12-3  
upper delta clevis 5-11  
urethane bushing 1-29, 5-9, 5-11, 5-15

## V

valve  
    choke 9-17  
    exhaust 7-9, 8-9  
    fuel pickup tube 9-5  
    intake 7-9, 8-9  
    reed 7-9, 8-9  
valve clearance adjuster screw 17-9  
valve guide 8-9  
valve guide driver tool 17-9  
valve guide reamer 17-9  
valve guide, intake 7-9, 8-9  
valve seat 7-7, 8-7  
valve seat cutter 17-5, 17-11  
valve seat cutter guide 17-11  
valve seat cutter tool 17-5  
valve seat t-wrench 17-11  
valve spring 8-9  
valve spring compressor 17-11  
valve spring retainer 7-9, 8-9  
valve stem 2-3  
vent barb 9-3, 9-5  
vertical socket dust seal 5-7, 5-9  
volt ohm meter 17-11  
voltage regulator 6-9

## W

warning light, low oil 6-11  
wear pad 1-19, 1-21  
wedge, bearing puller 17-3  
weight  
    clutch 11-3  
    counterbalance 7-13, 8-13  
    secondary clutch 11-3  
weldment  
    press 17-5  
wheel cover 2-5  
wheel rim 2-3  
wheel, steering 5-5  
wire harness 13-5  
wire harness, gasoline 6-5  
woodruff key 12-3  
wrap, tie 5-7, 5-17, 6-9, 13-13, 13-19  
wrench, spanner 17-9

## Y

yoke, gear 17-7  
yoke, support (steering) 5-7, 5-17











**Club Car, Inc.**  
P.O. Box 204658  
Augusta, GA 30917-4658  
USA

**Web** [www.clubcar.com](http://www.clubcar.com)  
**Phone** 1.706.863.3000  
1.800.ClubCar  
**Int'l** +1 706.863.3000  
**Fax** 1.706.863.5808