




**2008
XRT 850
Illustrated Parts List**



Gasoline and Electric Vehicles

Manual Number 103373013
Edition Code 0408J0112H

USING THE ILLUSTRATED PARTS LIST

⚠ WARNING

- **This manual is to be used only for identification and ordering of service parts. Be sure to read and use the maintenance and service manual before attempting any vehicle repairs.**

This manual covers all 2008 XRT850 gasoline and electric vehicles.

The manual is divided into sections. Note that there are two or three flags on the outside edge of each page. The first flag contains the section number of which that page is a part. The other flag (or flags) contains the letter D, E, or G, signifying that the page pertains to the diesel, electric, or gasoline vehicles only.

Use the Table of Contents to find the sections and pages that contain the parts and assemblies you seek. The Table of Contents lists section numbers, and under them, the individual page titles and numbers to be found in that section. The index can be used to find specific parts and assemblies. The index is divided into numerical and alphabetical listings with the page numbers in italic text.

There is a two-page spread for each individual page title in the Table of Contents. On the left-hand page is an illustration showing the parts in their relative positions; the parts are each tagged with an item number in a balloon. The right-hand page is the parts list page, and gives the page title at the top, then the item numbers (corresponding to the numbers on the illustration), part descriptions, and quantity of parts used.

Note that a part description may be indented. This indention corresponds to a parts assembly level indicated by the numbers 1, 2, 3, and 4 at the top left corner of the parts description area of the parts list page. A part that is indented to *level 2* is a component of the *level 1* part (assembly) that it is listed under. A *level 3* part is a component of the *level 2* part that it is listed under, and a *level 4* part is a component of the *level 3* part preceding it. In each case, the part quantity given for a level 2, 3, or 4 part is the *quantity used per next higher level assembly of which it is a component*. A part that is not indented is a *level 1* part. This means that the quantity given is the quantity used per the portion of the vehicle illustrated on that particular spread.

HOW TO ORDER PARTS

Replacement parts and accessories are sold through our network of authorized dealers and distributors. You can obtain the name and phone number of your closest authorized Club Car dealer or distributor by visiting our web site at www.clubcar.com and clicking on the "Distributor Search" link or by calling our toll-free Service Parts and Technical Assistance hotline at (800) 872-2246 or (706) 863-3000, extension 3887.



P. O. Box 204658
Augusta, Georgia 30917-4658 USA
Telephone 706-863-3000
Service Parts Fax 706-855-7413
www.clubcar.com

NOTE: *This illustrated parts list represents the most current information at the time of publication. Club Car, Inc. is continually working to further improve its vehicles and other products. These improvements may affect the parts used to service the vehicle. Any modification and/or significant change in specifications will be forwarded to all Club Car and Carryall distributors/dealers and will, when applicable, appear in future editions of this illustrated parts list.*

Club Car, Inc. reserves the right to change specifications and designs at any time without notice and without the obligation of making changes to units previously sold.

Copyright © 2007 Club Car, Inc.
Club Car and *ArmorFlex*
are registered trademarks of Club Car, Inc.
This manual effective August 6, 2007.

2008 XRT 850 Gasoline and Electric Vehicle Illustrated Parts List

CONTENTS

SECTION 1 – BODY AND TRIM

Brushguard and Bumper	1-3
Inner Fender	1-5
Front Body	1-7
Cowl Edge Covers	1-9
Rear Body – Gasoline Vehicles	1-11
Dash Trim	1-13
Dash – Electric Vehicles	1-15
Dash – Gasoline Vehicles	1-17
Beverage Holder	1-19
Rear Body – Electric Vehicles	1-21
Canopy (White) for Vehicles Equipped with Bed	1-23
Canopy (White) for Vehicles Equipped with Fold Down Rear Seat	1-25
Canopy (Black) for Vehicles Equipped with Bed	1-27
Canopy (Black) for Vehicles Equipped with Fold Down Rear Seat	1-29
Seat, Beige	1-31
Seat, White	1-33
Seat, Gray	1-35
Seat, Black	1-37
Rear Fold Down Seat	1-39
Floormat	1-41
Bed Box	1-43

SECTION 2 – WHEELS AND TIRES

Wheels and Tires	2-3
------------------------	-----

SECTION 3 – DECALS

Safety Decals – Electric Vehicles	3-3
Safety Decals – Gasoline Vehicles	3-5
Badging Decals	3-7

SECTION 4 – BRAKE SYSTEMS

Rear Brake Assembly, Self-Adjusting – Vehicle with 2-Wheel Brakes	4-3
Brake Pedal Assembly	4-5
Brake Cable, Equalizer, and Equalizer Rod – Vehicles with Two-Wheel Brakes	4-7
Accelerator Pedal – Gasoline Vehicles	4-9
Accelerator Pedal Assembly – Electric Vehicles with MCOR	4-11
Accelerator Rod – Gasoline Vehicles	4-13

CONTENTS

SECTION 5 – STEERING AND SUSPENSION

Steering Column	5-3
Steering Gear Assembly	5-5
Front Spindles and Hubs	5-7
Steering Wheel	5-9
Steering Gear Assembly	5-11
Front Suspension, Upper	5-13
Front Suspension, Lower	5-15
Rear Suspension – Shock Absorbers	5-17
Rear Suspension and Swaybar	5-19
Rear Suspension Hardware	5-21

SECTION 6 – WIRING – GASOLINE VEHICLE

Wiring – Turf-Carryall 1	6-5
Headlights	6-7
Electrical Component Box	6-9
Starter/Generator Assembly Model G425419 – Gasoline Vehicles	6-11
FE350 Starter/Generator Mounting – Gasoline Vehicles	6-13
Battery – Gasoline Vehicle	6-15
Operation and Maintenance Switch	6-17

SECTION 7 – AS11 FE350 ENGINE

AS11 FE350 Engine without ACR (Automatic Compression Release) – Shrouds and Brackets	7-3
AS11 FE350 Engine – Ignition Components and Flywheel	7-5
FE350 Engine – Oil Circulation	7-7
AS11 FE350 Engine – Cylinder Head	7-9
AS11 FE350 Engine without ACR – Crankcase, Camshaft, and Oil Sensor	7-11
AS11 FE350 Engine – Crankcase and Crankshaft	7-13
FE350 Engine Mounting	7-15

SECTION 8 – FUEL, INTAKE, AND GOVERNOR SYSTEMS

Fuel System	8-3
Fuel Tank with Fuel Level Sending Unit	8-5
Carburetor Assembly – FE350	8-7
Carburetor Installation – FE350	8-9
Governor and Accelerator Cables	8-11
Intake Duct, Choke, and Air Box Assembly	8-13

CONTENTS

SECTION 9 – EXHAUST SYSTEM

Exhaust System – FE350 Engine	9-3
-------------------------------------	-----

SECTION 10 – TORQUE CONVERTER

Drive Clutch	10-3
Drive Belt – FE350	10-5
Driven Clutch	10-7

SECTION 11 – TRANSAXLE AND FNR SHIFTER – GASOLINE VEHICLE

Transaxle – Gasoline Vehicles, Gear Cases and Brackets	11-3
Transaxle – Gasoline Vehicles, Transmission and Gear Reduction	11-5
Transaxle – Gasoline Vehicles, Differential and Axles	11-7
Forward/Reverse Shifter Cable	11-9
Differential Guard	11-11

SECTION 12 – GRAZIANO TRANSAXLE – GASOLINE VEHICLE

Graziano Transaxle – Gasoline Vehicles	12-3
Graziano Transaxle – Gasoline Vehicles	12-5
Graziano Transaxle – Gasoline Vehicles	12-7

SECTION 13 – ELECTRICAL SYSTEM – ELECTRIC VEHICLES

Wiring – Electric Vehicle	13-5
Headlights	13-7
Motor Controller Output Regulator (MCOR)	13-9
Battery Charger Receptacle	13-11
Batteries, Electric Vehicle	13-13
Tow/Run Switch	13-15
Hour Meter	13-17
Electrical Components – Turf/Carryall 1	13-21

SECTION 14 – ELECTRIC MOTOR

Motor (Model 5BC59JBS6390) – Electric Vehicle	14-3
Motor (Model EJ8-4001A) – Electric Vehicle	14-5

SECTION 15 – TRANSAXLE – ELECTRIC VEHICLES

Transaxle – Electric Vehicles	15-3
Differential Guard	15-5

CONTENTS

SECTION 16 – BATTERY CHARGER

PowerDrive 3 Battery Charger, Domestic	16-3
PowerDrive 2 Battery Charger (Model 22110), Domestic	16-5
PowerDrive Battery Charger (Model 17930), Domestic	16-7
PowerDrive Battery Charger (Model 18780), Export	16-9
PowerDrive Battery Charger (Model 20310), European	16-11

SECTION 17 – MAINTENANCE AND SERVICE TOOLS

Maintenance and Service Tools	17-3
Maintenance and Service Tools, Continued	17-5
Maintenance and Service Tools, Continued	17-7
Maintenance and Service Tools, Continued	17-9
Maintenance and Service Tools, Continued	17-11

SECTION i – INDEX

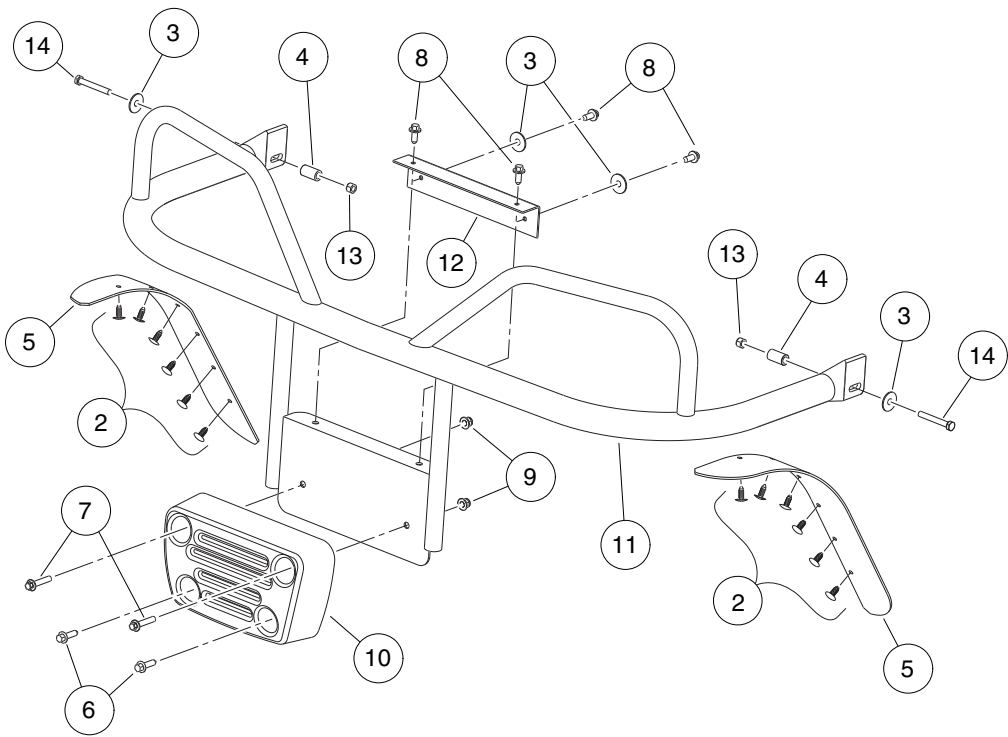
BODY AND TRIM

1

G

E

1
G
E

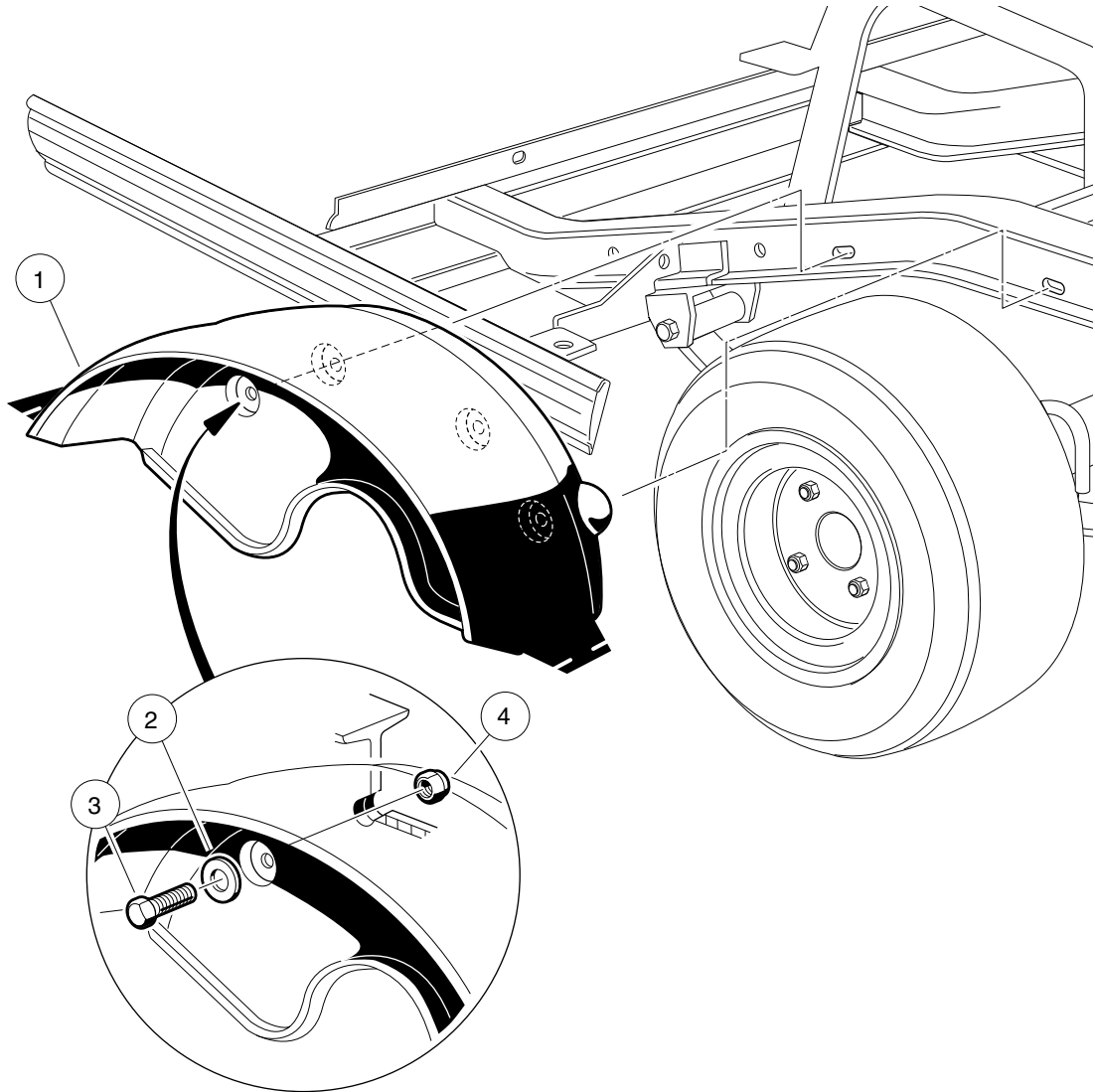


000838-001

BRUSHGUARD AND BUMPER

ITEM	PART NO.	DESCRIPTION	QTY
		1 2 3 4	
1	N/A	Instl, Brush Guard And Bumper (includes items 2 through 14)	1
2	1010434	Barrel - Plastic	12
3	1011578	Washer, 5/16 Type B Flat	4
4	1015608	Tube Spacer, Hydraulic Cylinder	2
5	102004401	Fender Extrusion	2
6	102289002	Screw, M8 X 1.25 X 30 Tri, Blk	2
7	102298240	Bolt, Flange Head, M8-1.25 X 40	2
8	102298720	M8-1.25x20 Taptite	4
9	102618601	Lock Nut, Flg M8 X 1.25 Nylon	2
10	102830501	Bumper, Cast	1
11	103411501	Guard, Brush, Front, W Weight	1
12	103413101	Angle, Cowl Retention	1
13	7473	Locknut, 5/16-18 Nylon Insert	2
14	8935	Screw, 5/16-18 X 2.25 Hex-Head Cap	2

1
G
E

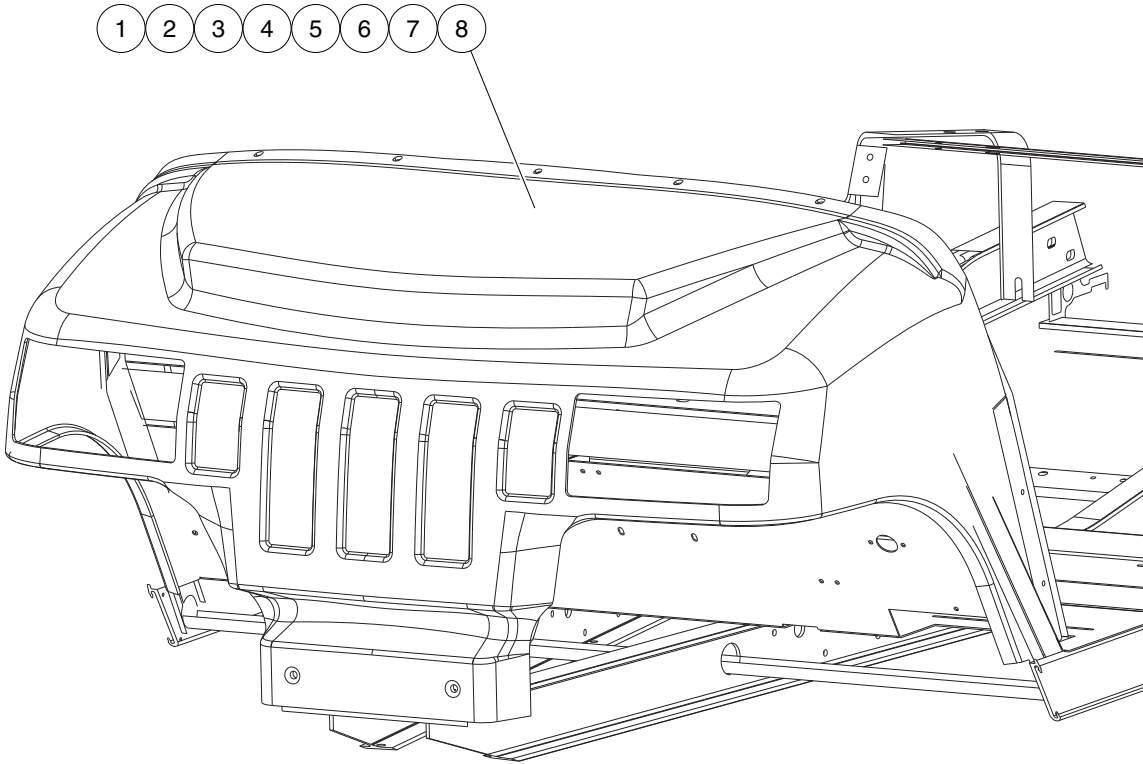


000747-001

INNER FENDER

ITEM	PART NO.	DESCRIPTION	QTY
		1 2 3 4	
1	1017936	Fender, Inner	2
2	332	Washer, 1/4 Type A Narrow Flat	4
3	7847	Screw, 1/4-20 X 0.75 Hex-Head Cap	4
4	8233	Locknut, 1/4-20 Nylon Insert	4

1
G
E



000818-001

FRONT BODY

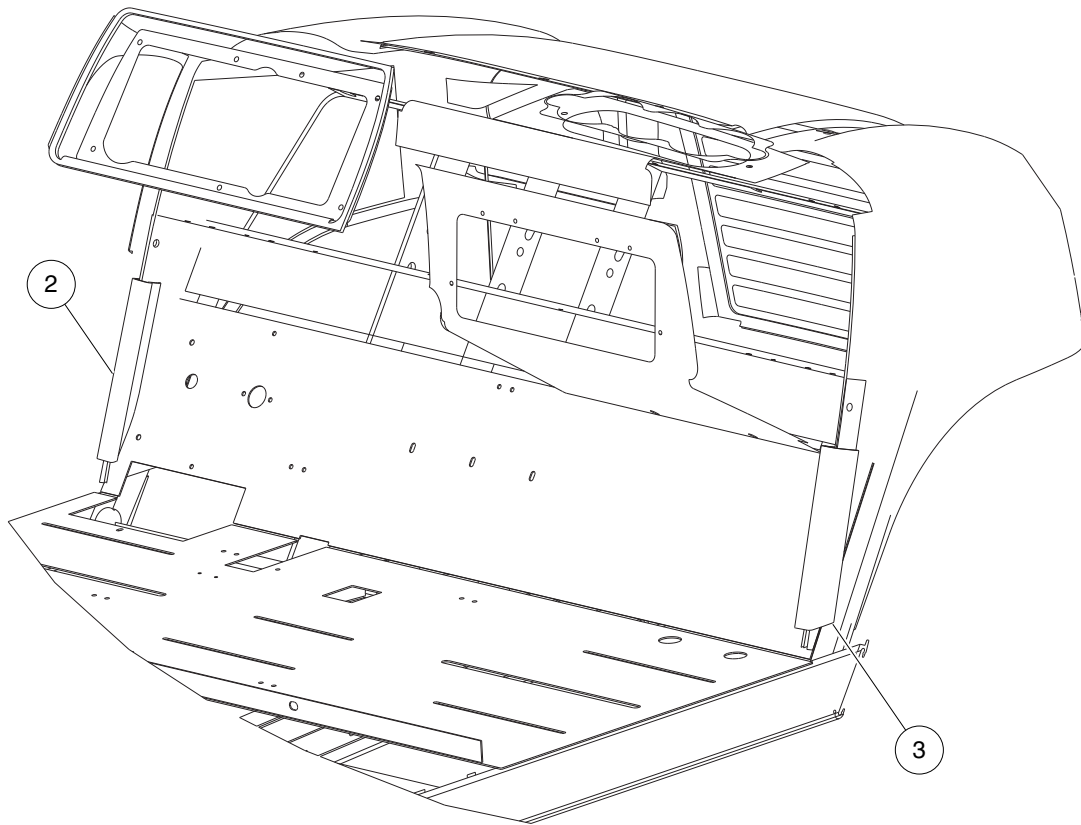
ITEM	PART NO.	DESCRIPTION	QTY
		1 2 3 4	
1	102778501	Cowl, Red	1
2	102778502	Cowl, Green	1
3	102778503	Cowl, Camouflage (Husqvarna)	1
4	102778504	Cowl, Classic Blue	1
5	102778505	Cowl, XRT- Black	1
6	102778507	Cowl, XRT- Camo Hard Wood HD (Standard camo for XRT850)	1
7	N/A	Cowl, XRT- Camo Max4 HD	1
8	102778509	Cowl, XRT- Silver	1

1
G
E

1

G

E



000826-001

COWL EDGE COVERS

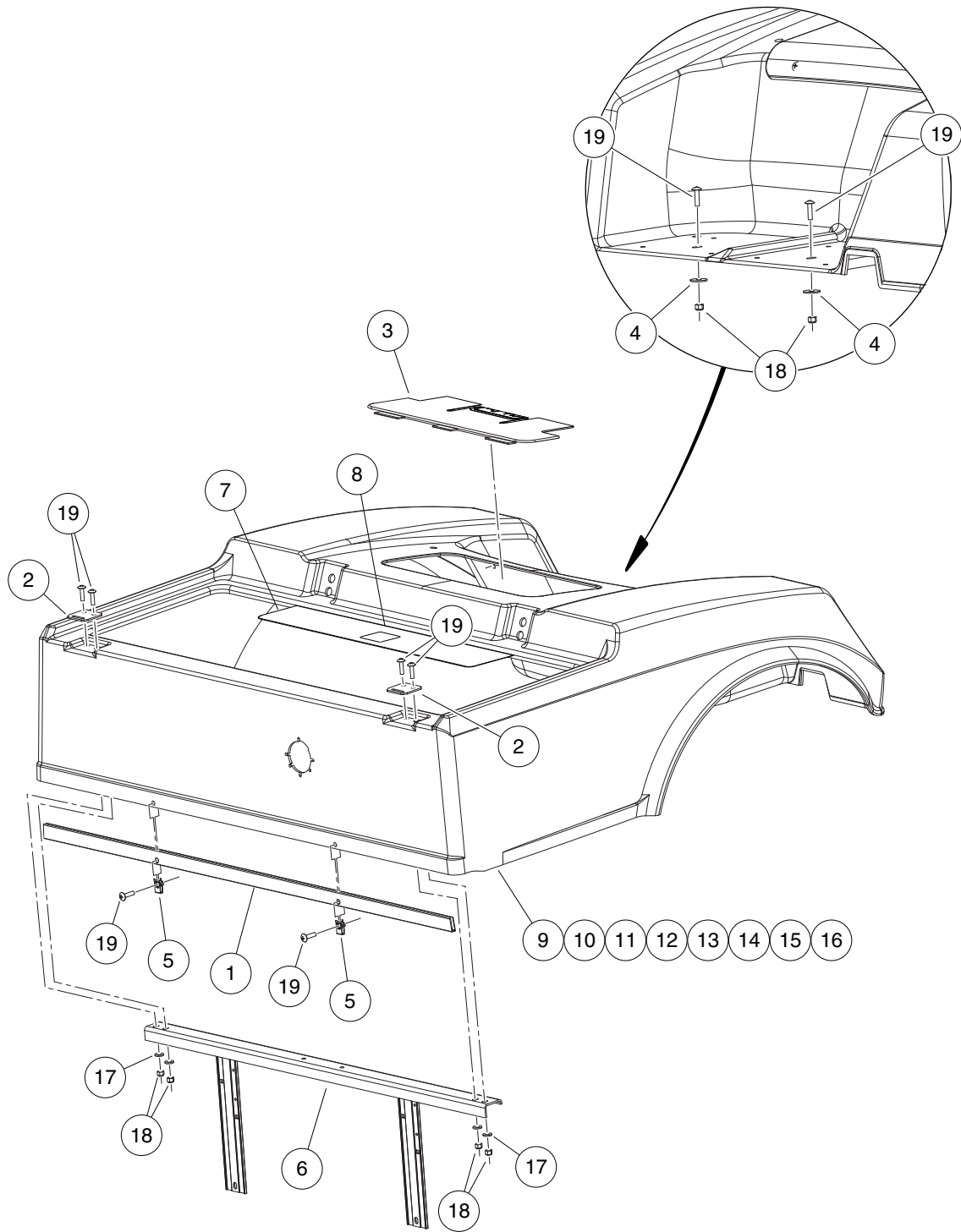
ITEM	PART NO.	DESCRIPTION	QTY
		1 2 3 4	
1	N/A	Instl, Cowl Cover (includes items 2 and 3)	1
2	103405401	Cowl Cover, Driver, Short	1
3	103405402	Cowl Cover, Pass, Short	1

1

G

E

1
G
E

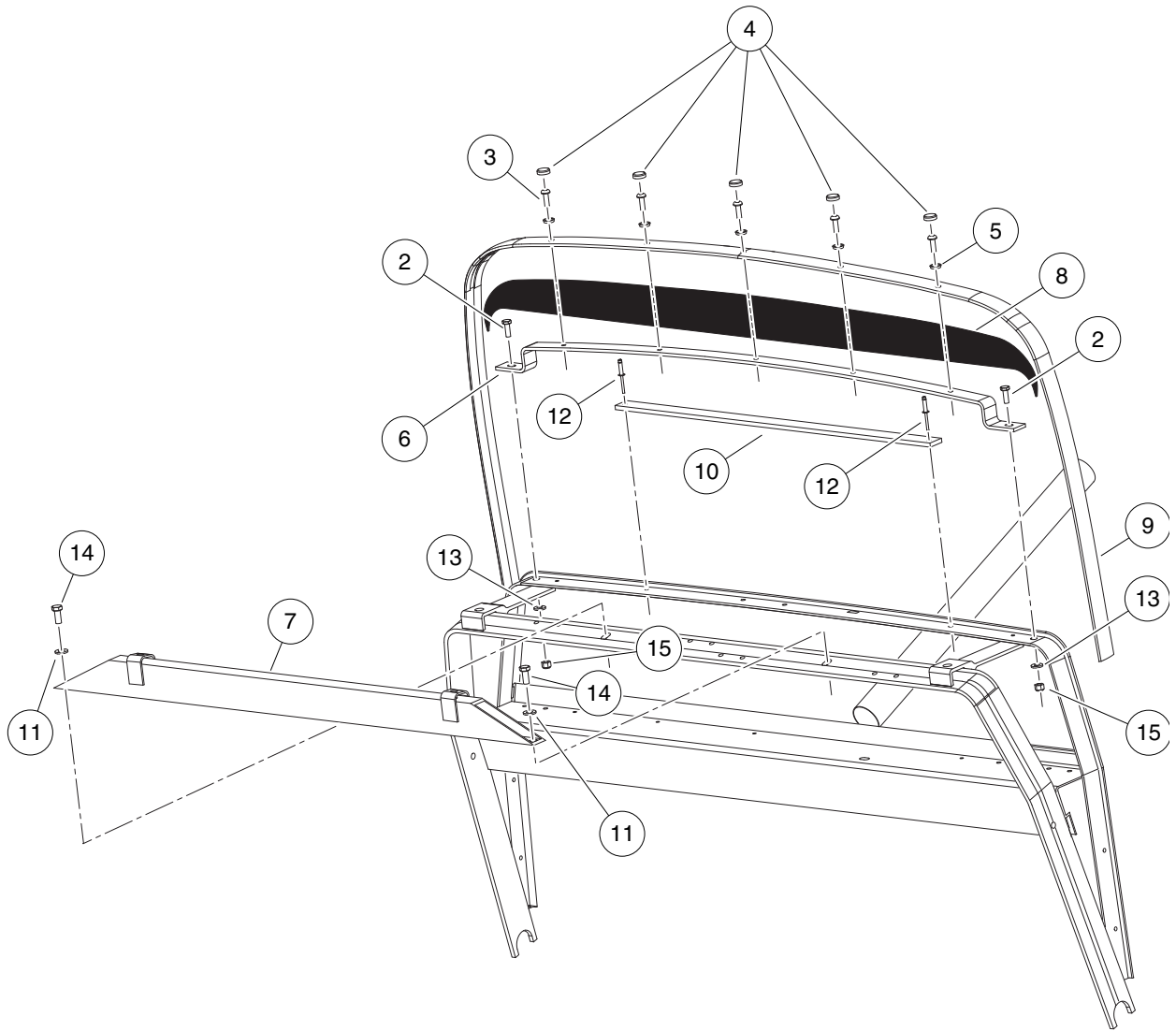


000819-001

REAR BODY – GASOLINE VEHICLES

ITEM	PART NO.	DESCRIPTION	QTY	1
		1 2 3 4		
1	1010993	Body Kick Plate	1	G
2	1012412	Body, Hinge Plate	2	E
3	N/A	Access Panel - Black, Cut	1	
4	1014306	Washer, 1/4" Type B Flat	2	
5	1016952	U-Nut, 1/4-20	2	
6	1017141	Body Support Weldment	1	
7	101806901	Shield, Heat	1	
8	101960501	Decal, Rotating Parts/Hot Manifold	1	
9	103365501	Body, Rear XRT Gas Red	1	
10	103365502	Body, Rear XRT Gas Green	1	
11	103365503	Body, Rear XRT Gas Camo (Husqvarna)	1	
12	103365504	Body, Rear XRT Gas Blue	1	
13	103365505	Body, Rear XRT Gas Black	1	
14	103365507	Body, Rear XRT Gas Hardwood	1	
15	N/A	Body, Rear XRT Gas Max4	1	
16	103365509	Body, Rear XRT Gas Silver	1	
17	332	Washer, 1/4 Type A Narrow Flat	4	
18	8233	Locknut, 1/4-20 Nylon Insert	6	
19	8251	Screw, 1/4-20 X 1.0 Truss-Head Machine	8	

1
G
E



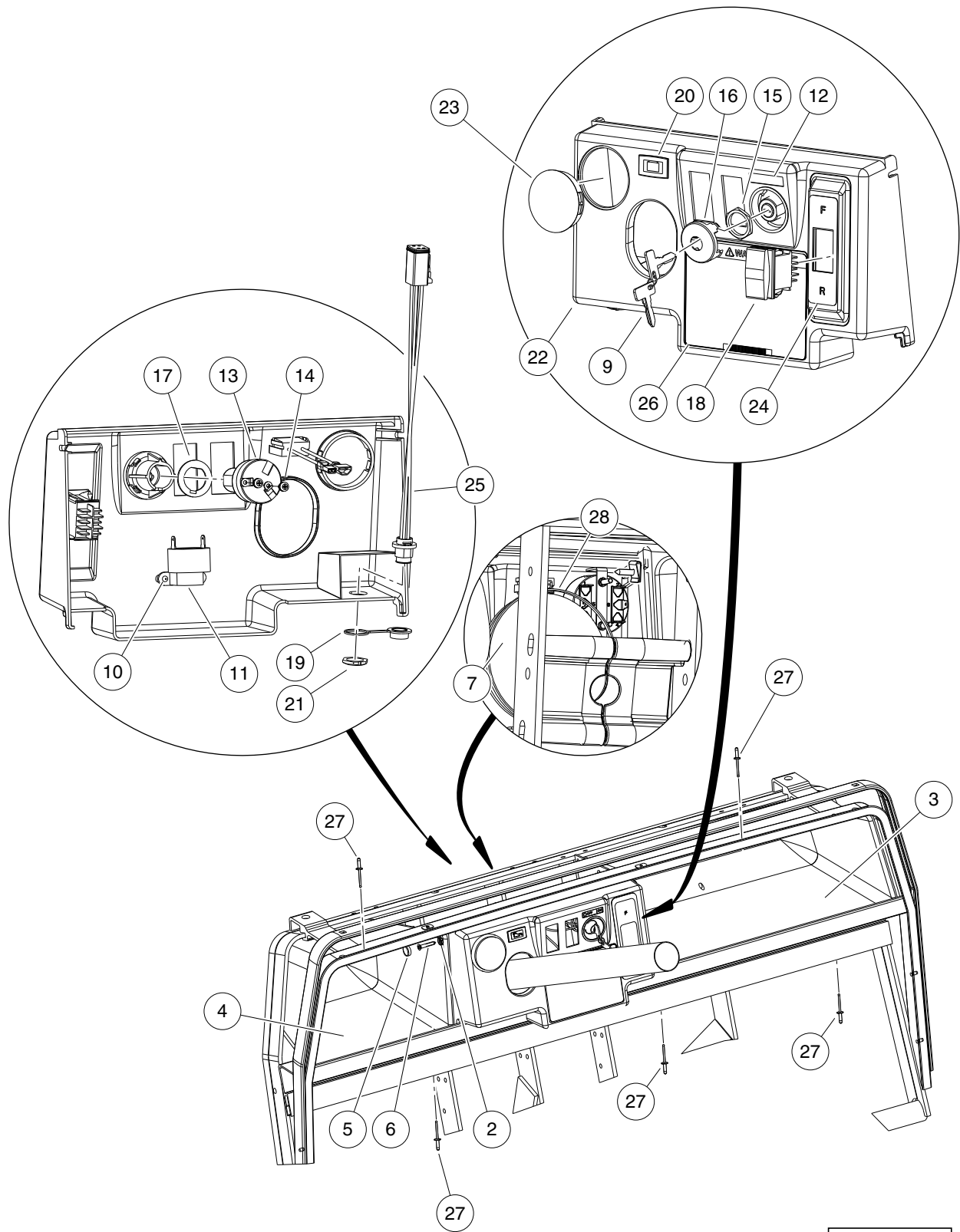
000823-001

DASH TRIM

ITEM	PART NO.	DESCRIPTION	QTY
		1 2 3 4	
1	N/A	Instl, Closeout, Dash (includes items 2 through 17)	1
2	1011017	Screw, #8-32 X 0.375	4
3	1011659	#8-32 Unc-2b Slub Base Teenut	4
4	101954301	Screw, 1/4-20 X 0.75 Hex-Head Cap	2
5	102025801	Screw, 1/4-20 X .75 Torx Pn Hd	5
6	102045001	Cap, 1/4" Plastic Screw Head	5
7	102048401	Washer, 1/4 Id Scalloped Plast	5
8	102242101	Screw, 5/16-18 X 3/4 Hex-Head with Patch	2
9	102778601	Support, Upper Cowl	1
10	103313301	Asm, Brace, Canopy, Tube, Xrt	1
11	103364101	Panel, Closeout, Dash	1
12	103364201	Strip, Trim, Dash, Black	1
13	103395101	Plate, Retention, Closeout	1
14	1241	Washer, 5/16 Type A Flat	2
15	1606	Rivet, 3/16 X .500 Alum Pop	2
16	332	Washer, 1/4 Type A Narrow Flat	2
17	8233	Locknut, 1/4-20 Nylon Insert	2

1
G
E

1
G
E



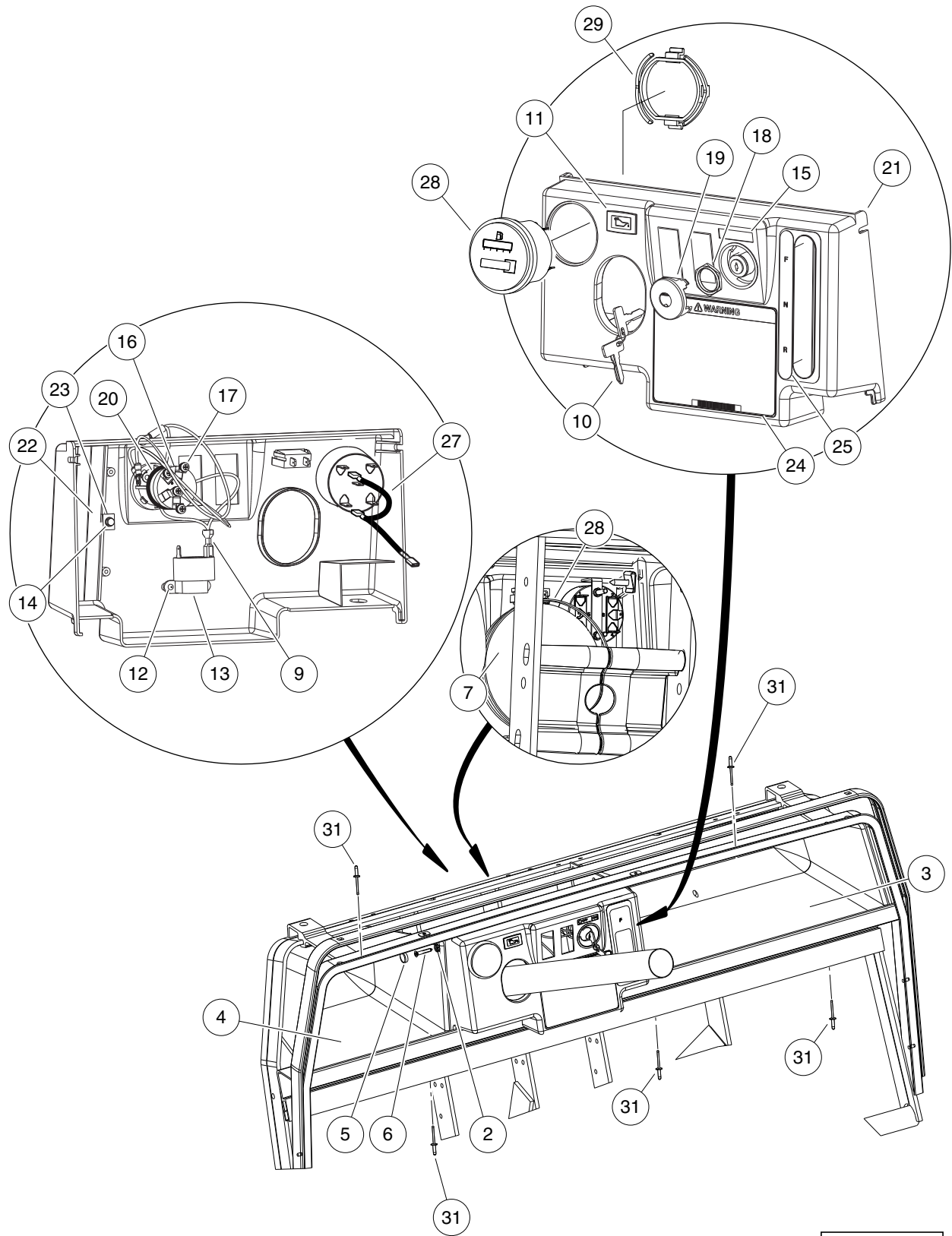
000827-001

DASH – ELECTRIC VEHICLES

ITEM	PART NO.	DESCRIPTION	QTY
		1 2 3 4	
1	N/A	Instl, Dash, Utl Ele, Xrt (includes items 2 through 28)	1
2	1011382	Washer, #10 Pan-Head Screw	2
3	1013343	Dash Component, Passenger-Side, Black	1
4	1013344	Dash Component, Driver-Side	1
5	1013494	Cover, Screw Head	2
6	1015528	Screw, #10 x 1-1/4 Phillips Head	2
7	102278001	Boot, Steering Column Round	1
8	N/A	Asm, Dash, Elec (Instrument Panel) (includes items 9 through 26)	1
9	1012505	Keys (set of 2)	1
10	1016849	Screw, #4-24 X 0.33 Pan-Head Machine	2
11	1016851	Buzzer, Reverse (9-48 VDC)	1
12	101825101	Decal, Off/On	1
13	101826201	Key Switch, On/Off	1
14	101830601	Screw and Washer Assembly	2
15	101830701	Nut, Key Switch	1
16	101834502	Cap, Black Key Switch	1
17	101851101	Washer, Key Switch	1
18	101856002	Switch, Rocker, Single-Pole	1
19	102196901	Dust Cap	1
20	102508701	Light, Battery	1
21	102518001	Decal, Operating Instr, Elec	1
22	102572401	Nut, Diagnostic Port, Prec	1
23	102977002	Panel, Dash, Center, Gas (Instrument Panel)	1
24	103198301	Plug, Hole, Round, 2.0 In	1
25	103210301	Decal, Forward/Reverse, Electric	1
26	103218601	Harness, Diagnostic Port	1
27	7973	Rivet, 3/16 X .400 Blind	5
28	8639	Tie Wrap, 11" Nylon	1

1
G
E

1
G
E



000827-002

DASH – GASOLINE VEHICLES

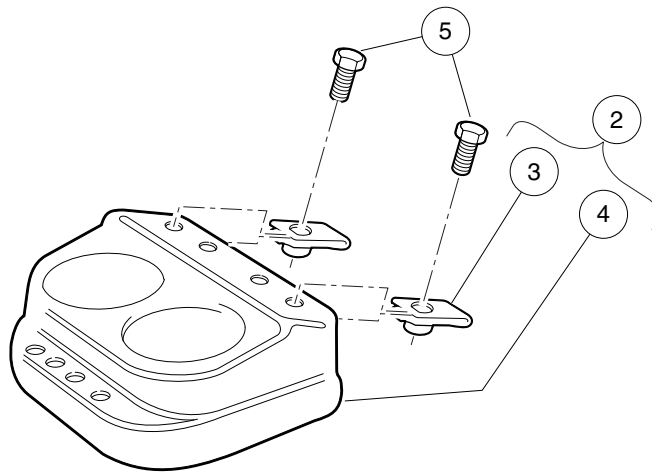
ITEM	PART NO.	DESCRIPTION	QTY
		1 2 3 4	
1	N/A	Instl, Dash, Utl Gas, Xrt (includes items 2 through 32)	1
2	1011382	Washer, #10 Pan-Head Screw	2
3	1013343	Dash Component, Passenger-Side, Black	1
4	1013344	Dash Component, Driver-Side	1
5	1013494	Cover, Screw Head	2
6	1015528	Screw, #10 x 1-1/4 Phillips Head	2
7	102278001	Boot, Steering Column Round	1
8	N/A	Asm, Dash, Gas, Pedal-Start (Instrument Panel) (includes items 9 through 26)	1
9	1012396	Wire Assy #18 Black	1
10	1012505	Keys (set of 2)	1
11	1016630	Light, Oil	1
12	1016849	Screw, #4-24 X 0.33 Pan-Head Machine	2
13	1016851	Buzzer, Reverse (9-48 VDC)	1
14	101804301	Screw, #8 X 0.500, Hex-Head Hi-Lo	2
15	101825101	Decal, Off/On	1
16	101826301	Key Switch, 12-Volt, Off/On	1
17	101830601	Screw and Washer Assembly	4
18	101830701	Nut, Key Switch	1
19	101834502	Cap, Black Key Switch	1
20	101851101	Washer, Key Switch	1
21	102977001	Panel, Dash, Center, Gas (Instrument Panel)	1
22	103199001	Brush, Closeout, FNR	2
23	103199101	Washer, Retaining, Brush, FNR	2
24	103205401	Decal, Warning, Rollover, Utl	1
25	103210201	Decal, Forward/Reverse, Gas	1
26	103390801	Kit, F-h Replmnt Utl Pre2007 (includes items 27 through 30)	1
27	103348501	Asm Wire Meter F-h Jumper	1
28	103348601	Gauge, Fuel-hour,sep Gnd,utl (includes item 29)	1
29	103348201	Clip, Meter, Round	1
30	N/A	Instr, F-h Replmnt Pre2007	1
31	7973	Rivet, 3/16 X .400 Blind	5
32	8639	Tie Wrap, 11" Nylon	1

1
G
E

1

G

E



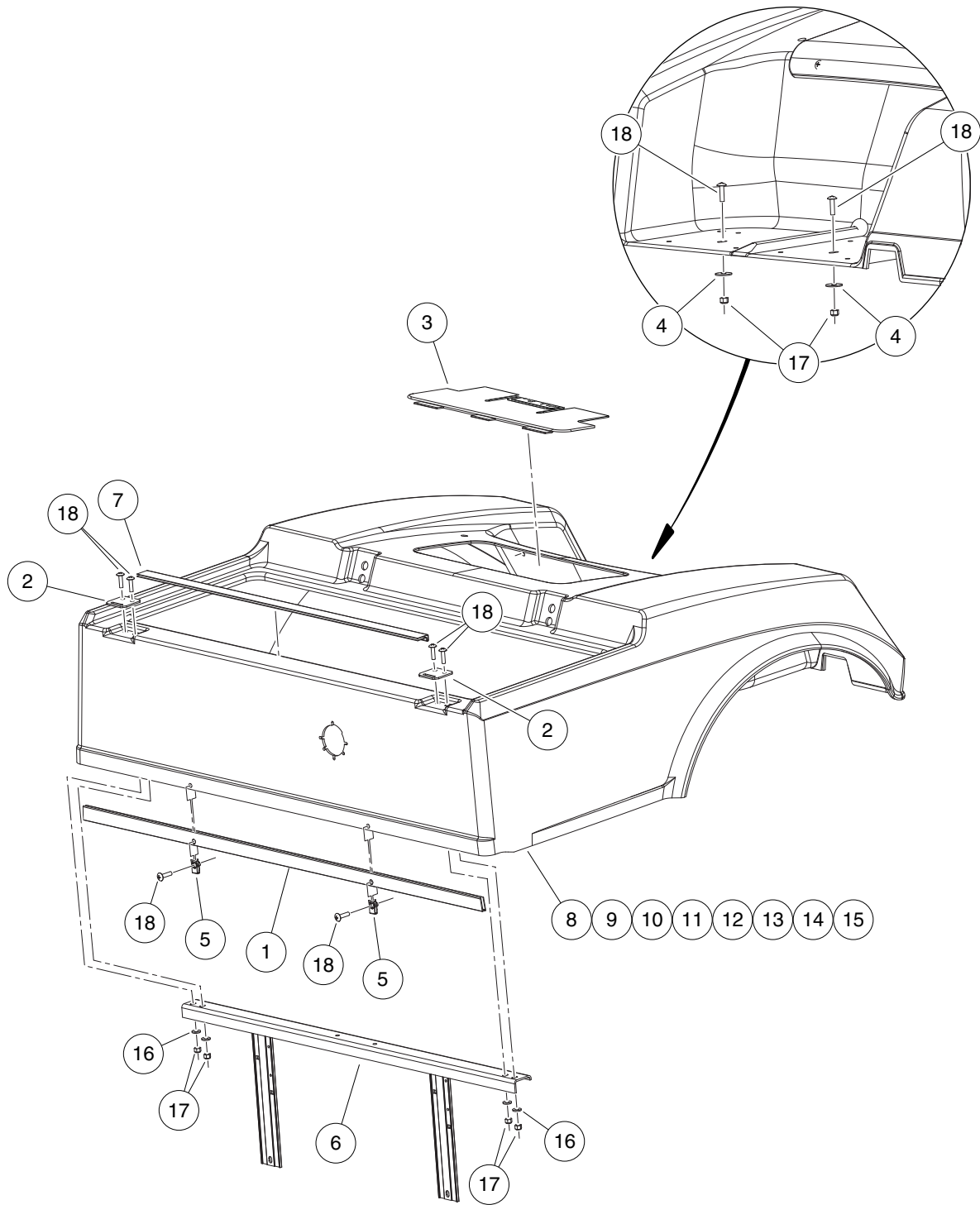
000822-001

BEVERAGE HOLDER

ITEM	PART NO.	DESCRIPTION	QTY
		1 2 3 4	
1	101708301	Drink Holder Kit (includes items 2 through 5)	1
2	1016811	Holder, Dual Cup (includes items 3 and 4)	1
3	1016952	U-Nut, 1/4-20	2
4	N/A	Cup Holder, Dual	1
5	7847	Screw, 1/4-20 X 0.75 Hex-Head Cap	2

1
G
E

1
G
E

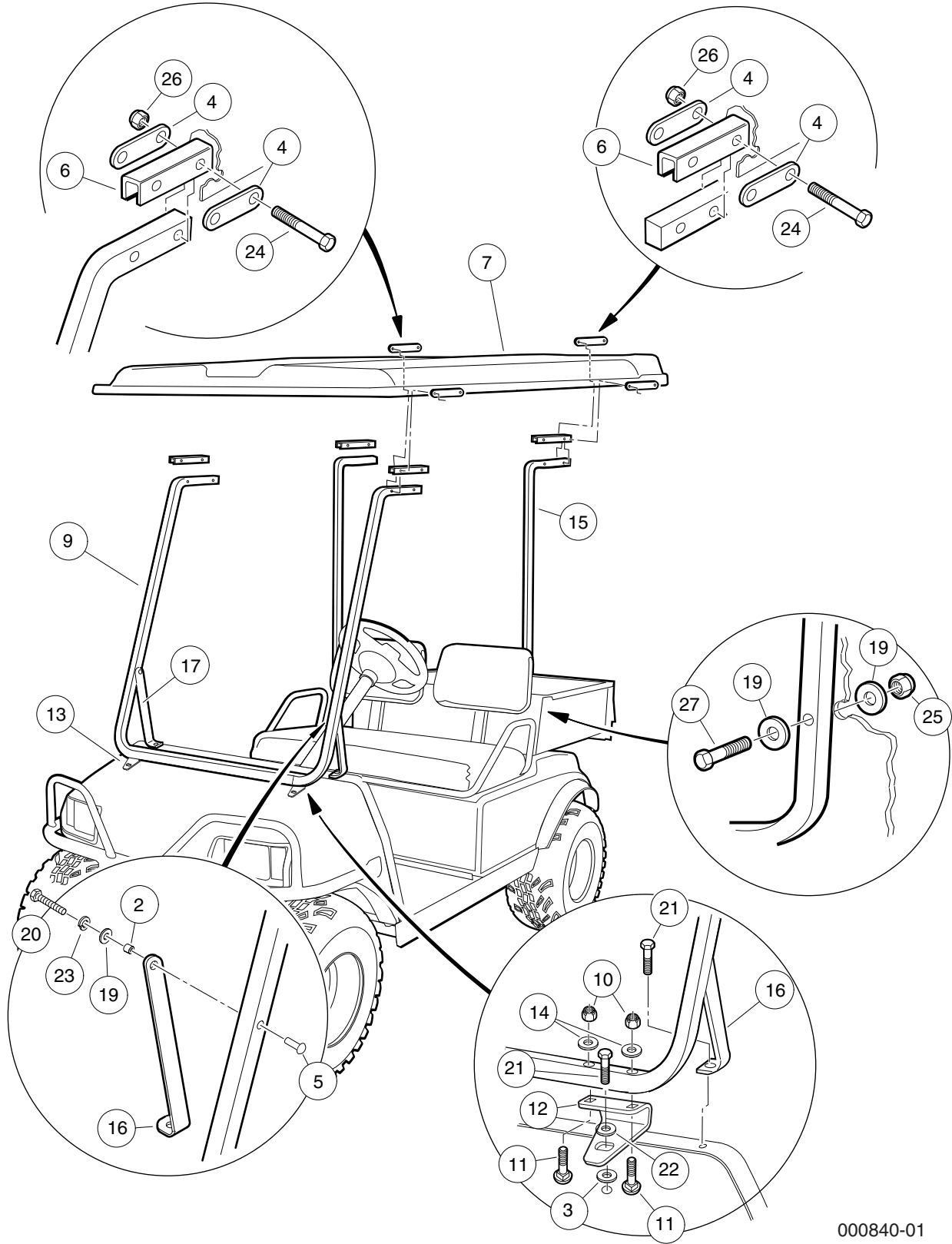


000820-001

REAR BODY – ELECTRIC VEHICLES

ITEM	PART NO.	DESCRIPTION	QTY	1
		1 2 3 4		
1	1010993	Body Kick Plate	1	G
2	1012412	Body, Hinge Plate	2	E
3	N/A	Access Panel - Black, Cut	1	
4	1014306	Washer, 1/4" Type B Flat	2	
5	1016952	U-Nut, 1/4-20	2	
6	1017141	Body Support Weldment	1	
7	101837001	Battery Insulator	1	
8	103365401	Body, Rear XRT Elec Red	1	
9	103365402	Body, Rear XRT Elec Green	1	
10	103365403	Body, Rear XRT Elec Camo (Husqvarna)	1	
11	103365404	Body, Rear XRT Elec Blue	1	
12	103365405	Body, Rear XRT Elec Black	1	
13	103365407	Body, Rear XRT Elec Camo Hardwood (Standard camo for XRT850)	1	
14	N/A	Body, Rear XRT Elec Max4	1	
15	103365409	Body, Rear XRT Elec Silver	1	
16	332	Washer, 1/4 Type A Narrow Flat	4	
17	8233	Locknut, 1/4-20 Nylon Insert	6	
18	8251	Screw, 1/4-20 X 1.0 Truss-Head Machine	8	

1
G
E



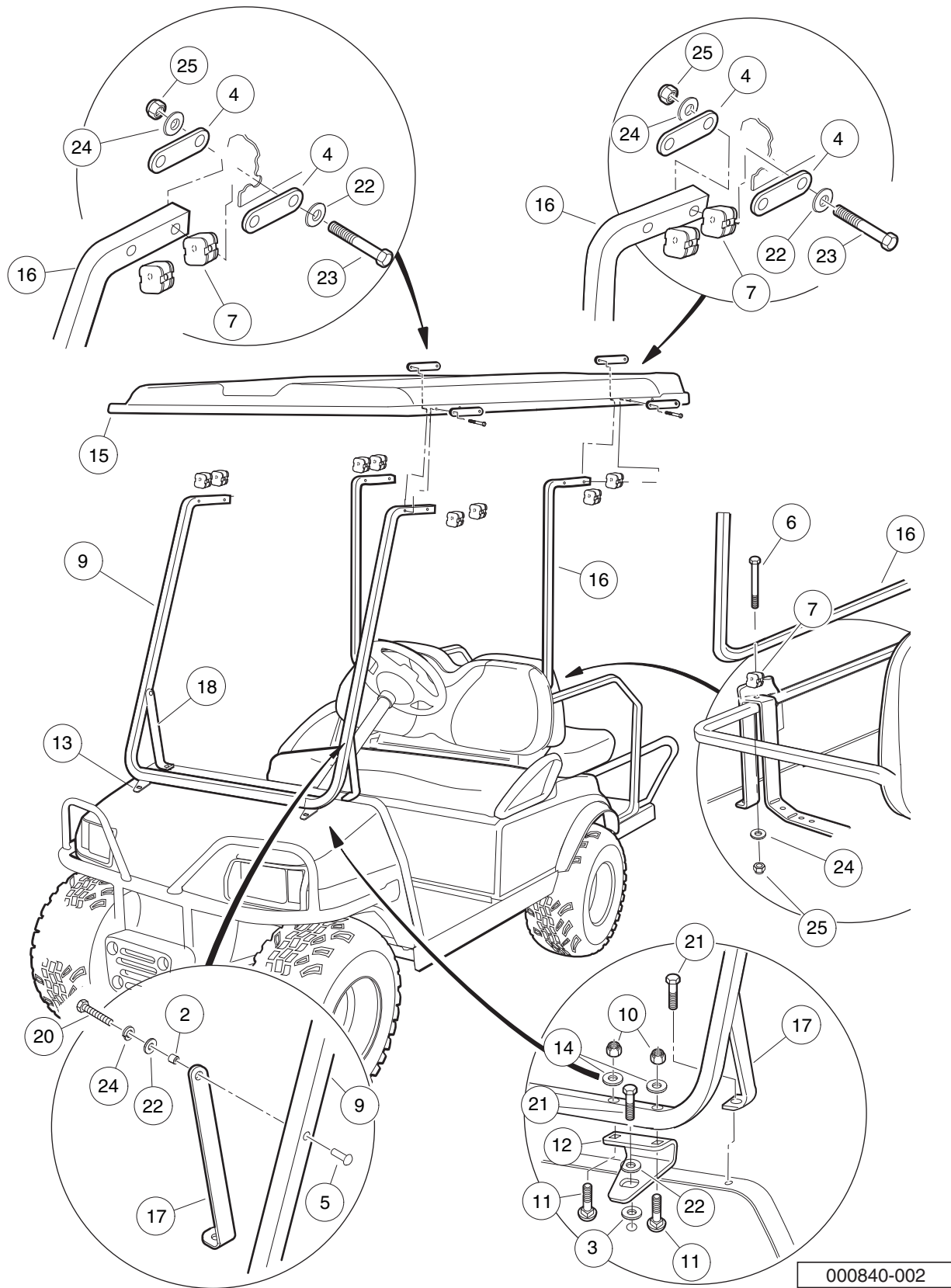
000840-01

CANOPY (WHITE) FOR VEHICLES EQUIPPED WITH BED

ITEM	PART NO.	DESCRIPTION	QTY
		1 2 3 4	
1	103410501	Kit, Canopy, White 56" (includes items 2 through 27)	1
2	1010237	Bushing	2
3	1010517	Washer, .88 Od X .343 Id Nylon	2
4	1011852	Plate, Canopy Trim	8
5	1011878	T-nut, 1/4-20 X .310 Capped	2
6	1012008	Support, Side Canopy	2
7	1014509	Canopy, White	1
8	102824402	Support, Front, Canopy, 800 (includes items 9 through 14)	1
9	101186302	Frame, Windshield, Vac Cowl	1
10	1015091	Nut, 1/4-20 Stainless-Steel Center-Lock Cap	4
11	N/A	Bolt, Carriage 1/4-20 X 1.50	4
12	102854301	Brkt, Spt, Wdshld Frm, Drv	1
13	102854302	Brkt, Spt, Wdshld Frm, Pass	1
14	332	Washer, 1/4 Type A Narrow Flat	4
15	103411001	Brace, Canopy, Short, Bed	1
16	103411101	Brace, Knee, Lh	1
17	103411201	Brace, Knee, Rh	1
18	N/A	Instr, Canopy Xrt 850	1
19	1241	Washer, 5/16 Type A Flat	6
20	1703	Screw, 1/4-20 X 1.50 Hx Hd Cap	2
21	304	Screw, 1/4-20 X 1.0 Hex-Head Cap	2
22	332	Washer, 1/4 Type A Narrow Flat	20
23	451	Lockwasher, 1/4 Split	2
24	7311	Screw, 1/4-20 X 2.00 Hex-Head Cap	8
25	7473	Locknut, 5/16-18 Nylon Insert	3
26	8233	Locknut, 1/4-20 Nylon Insert	8
27	8963	Screw, 5/16-18 X 1.75 Hex-Head Cap	3

1
G
E

1
G
E

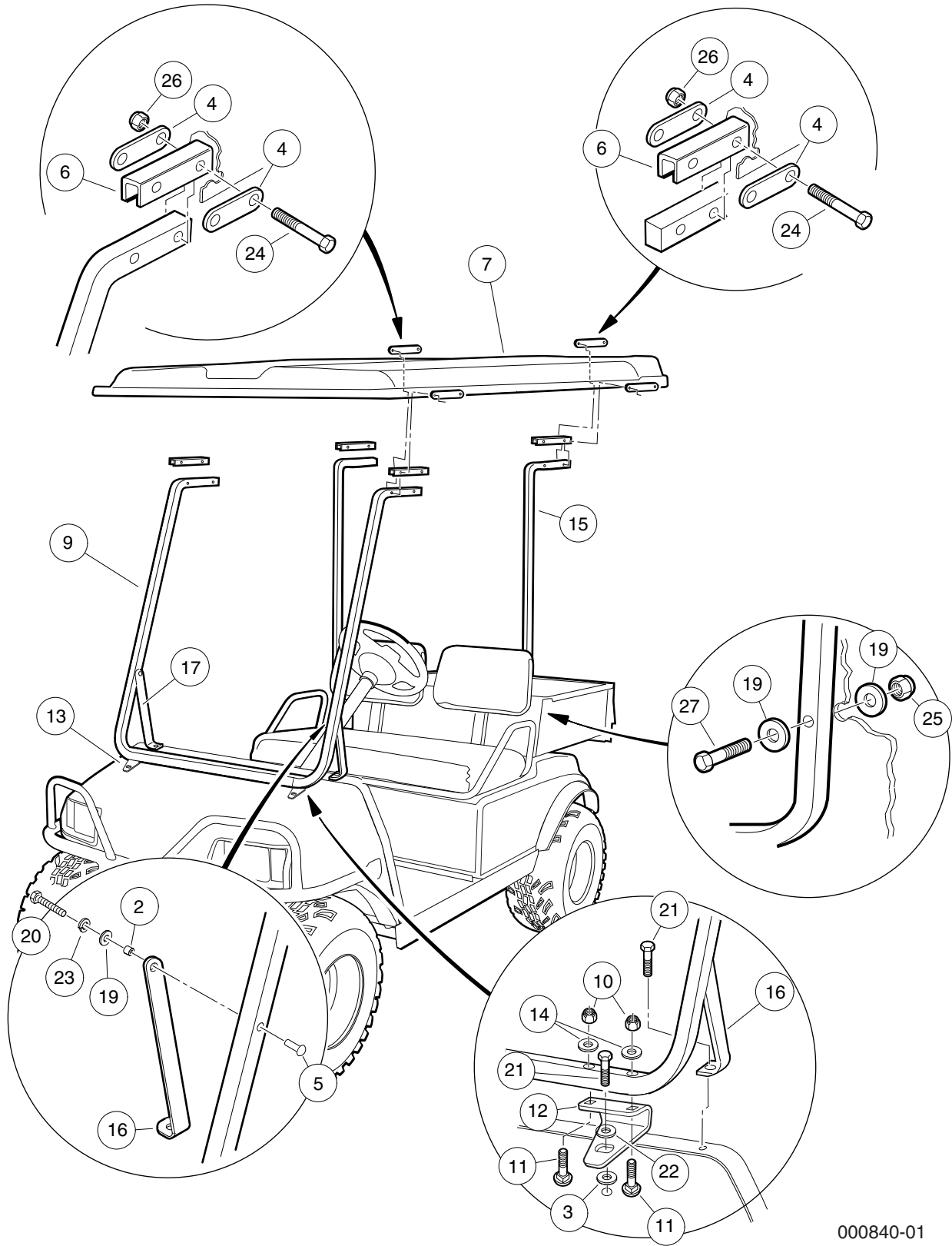


CANOPY (WHITE) FOR VEHICLES EQUIPPED WITH FOLD DOWN REAR SEAT

ITEM	PART NO.	DESCRIPTION	QTY
		1 2 3 4	
1	103410701	Kit, Canopy, White 80" Fld Dwn (includes items 2 through 25)	1
2	1010237	Bushing	2
3	1010517	Washer, .88 Od X .343 Id Nylon	2
4	1011852	Plate, Canopy Trim	8
5	1011878	T-nut, 1/4-20 X .310 Capped	2
6	1013872	Bolt, 1/4-20 X 4.00 Hex Head	2
7	1013884	Spacer, Bag Hoop	10
8	102824402	Support, Front, Canopy, 800 (includes items 9 through 14)	1
9	101186302	Frame, Windshield, Vac Cowl	1
10	1015091	Nut, 1/4-20 Stainless-Steel Center-Lock Cap	4
11	N/A	Bolt, Carriage 1/4-20 X 1.50	4
12	102854301	Brkt, Spt, Wdshld Frm, Drv	1
13	102854302	Brkt, Spt, Wdshld Frm, Pass	1
14	332	Washer, 1/4 Type A Narrow Flat	4
15	N/A	Canopy, 80" White, Plain Band	1
16	103410901	Brace, Canopy, Rear, Long	1
17	103411101	Brace, Knee, Lh	1
18	103411201	Brace, Knee, Rh	1
19	N/A	Instr, Canopy Xrt 850	1
20	1703	Screw, 1/4-20 X 1.50 Hx Hd Cap	2
21	304	Screw, 1/4-20 X 1.0 Hex-Head Cap	2
22	332	Washer, 1/4 Type A Narrow Flat	24
23	343	Screw, 1/4-20 X 3.00 Hx Hd Cap	8
24	451	Lockwasher, 1/4 Split	2
25	8233	Locknut, 1/4-20 Nylon Insert	10

1
G
E

1
G
E



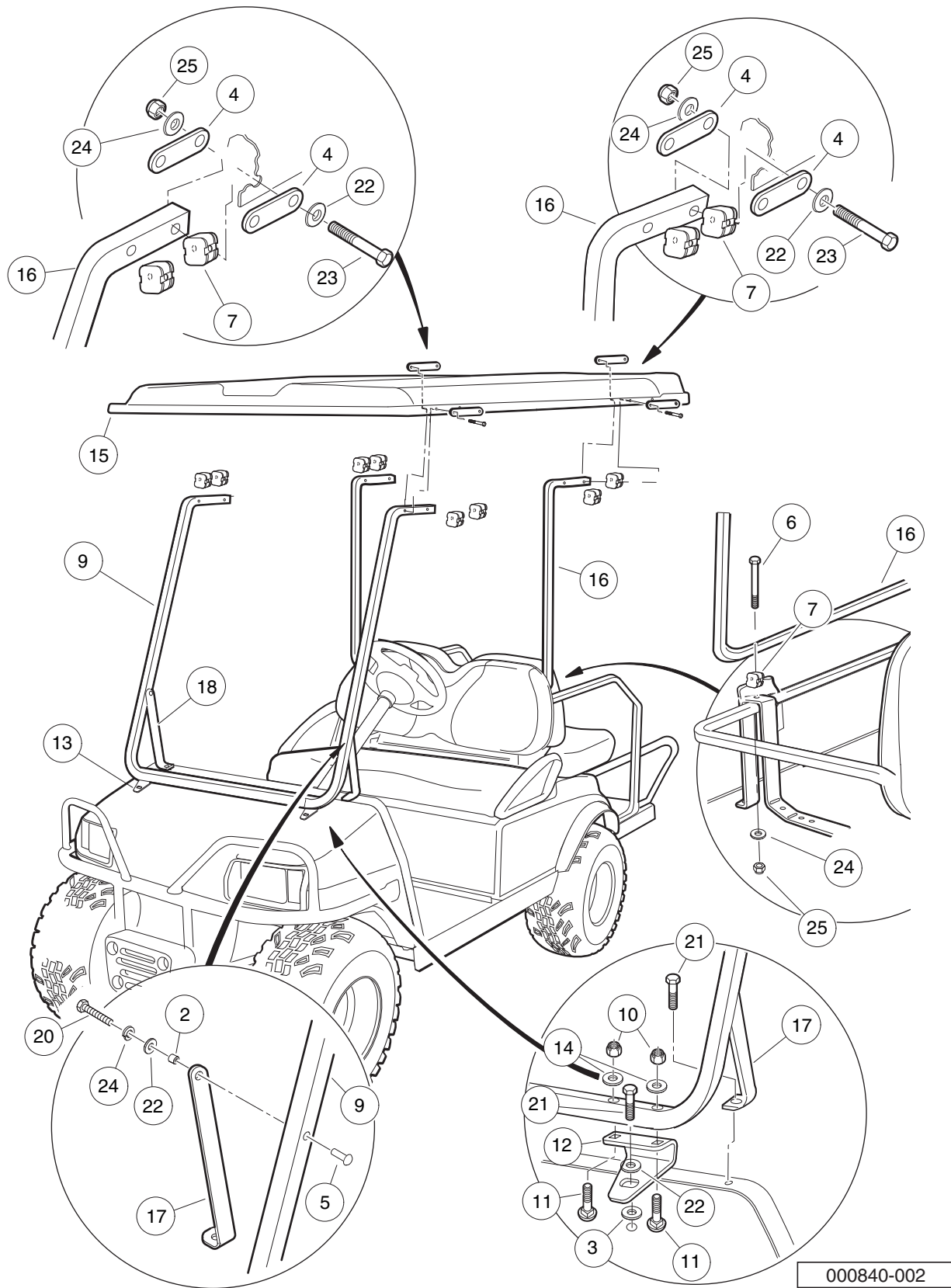
000840-01

CANOPY (BLACK) FOR VEHICLES EQUIPPED WITH BED

ITEM	PART NO.	DESCRIPTION	QTY
		1 2 3 4	
1	103410401	Kit, Canopy, Black 56" (includes items 2 through 27)	1
2	1010237	Bushing	2
3	1010517	Washer, .88 Od X .343 Id Nylon	2
4	1011852	Plate, Canopy Trim	8
5	1011878	T-nut, 1/4-20 X .310 Capped	2
6	1012008	Support, Side Canopy	2
7	101450902	Asm, Canopy, Black	1
8	102824402	Support, Front, Canopy, 800 (includes items 9 through 14)	1
9	101186302	Frame, Windshield, Vac Cowl	1
10	1015091	Nut, 1/4-20 Stainless-Steel Center-Lock Cap	4
11	N/A	Bolt, Carriage 1/4-20 X 1.50	4
12	102854301	Brkt, Spt, Wdshld Frm, Drv	1
13	102854302	Brkt, Spt, Wdshld Frm, Pass	1
14	332	Washer, 1/4 Type A Narrow Flat	4
15	103411001	Brace, Canopy, Short, Bed	1
16	103411101	Brace, Knee, Lh	1
17	103411201	Brace, Knee, Rh	1
18	N/A	Instr, Canopy Xrt 850	1
19	1241	Washer, 5/16 Type A Flat	6
20	1703	Screw, 1/4-20 X 1.50 Hx Hd Cap	2
21	304	Screw, 1/4-20 X 1.0 Hex-Head Cap	2
22	332	Washer, 1/4 Type A Narrow Flat	20
23	451	Lockwasher, 1/4 Split	2
24	7311	Screw, 1/4-20 X 2.00 Hex-Head Cap	8
25	7473	Locknut, 5/16-18 Nylon Insert	3
26	8233	Locknut, 1/4-20 Nylon Insert	8
27	8963	Screw, 5/16-18 X 1.75 Hex-Head Cap	3

1
G
E

1
G
E



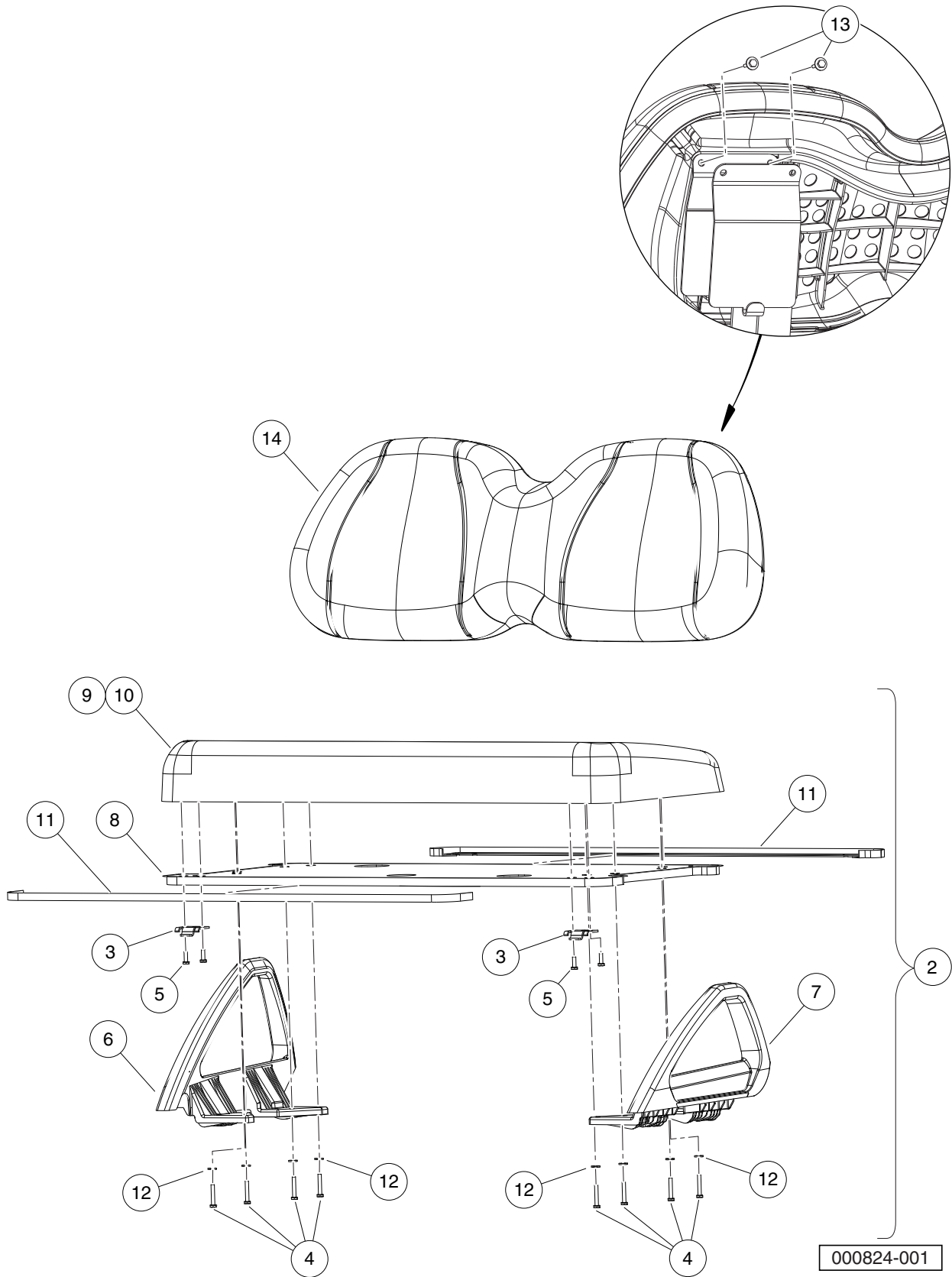
000840-002

CANOPY (BLACK) FOR VEHICLES EQUIPPED WITH FOLD DOWN REAR SEAT

ITEM	PART NO.	DESCRIPTION	QTY
		1 2 3 4	
1	103410601	Kit, Canopy, Black 80" Fld Dwn (includes items 2 through 25)	1
2	1010237	Bushing	2
3	1010517	Washer, .88 Od X .343 Id Nylon	2
4	1011852	Plate, Canopy Trim	8
5	1011878	T-nut, 1/4-20 X .310 Capped	2
6	1013872	Bolt, 1/4-20 X 4.00 Hex Head	2
7	1013884	Spacer, Bag Hoop	10
8	102824402	Support, Front, Canopy, 800 (includes items 9 through 14)	1
9	101186302	Frame, Windshield, Vac Cowl	1
10	1015091	Nut, 1/4-20 Stainless-Steel Center-Lock Cap	4
11	N/A	Bolt, Carriage 1/4-20 X 1.50	4
12	102854301	Brkt, Spt, Wdshld Frm, Drv	1
13	102854302	Brkt, Spt, Wdshld Frm, Pass	1
14	332	Washer, 1/4 Type A Narrow Flat	4
15	103410803	Canopy, 80" Black, Black Band	1
16	103410901	Brace, Canopy, Rear, Long	1
17	103411101	Brace, Knee, Lh	1
18	103411201	Brace, Knee, Rh	1
19	N/A	Instr, Canopy Xrt 850	1
20	1703	Screw, 1/4-20 X 1.50 Hx Hd Cap	2
21	304	Screw, 1/4-20 X 1.0 Hex-Head Cap	2
22	332	Washer, 1/4 Type A Narrow Flat	24
23	343	Screw, 1/4-20 X 3.00 Hx Hd Cap	8
24	451	Lockwasher, 1/4 Split	2
25	8233	Locknut, 1/4-20 Nylon Insert	10

1
G
E

1
G
E

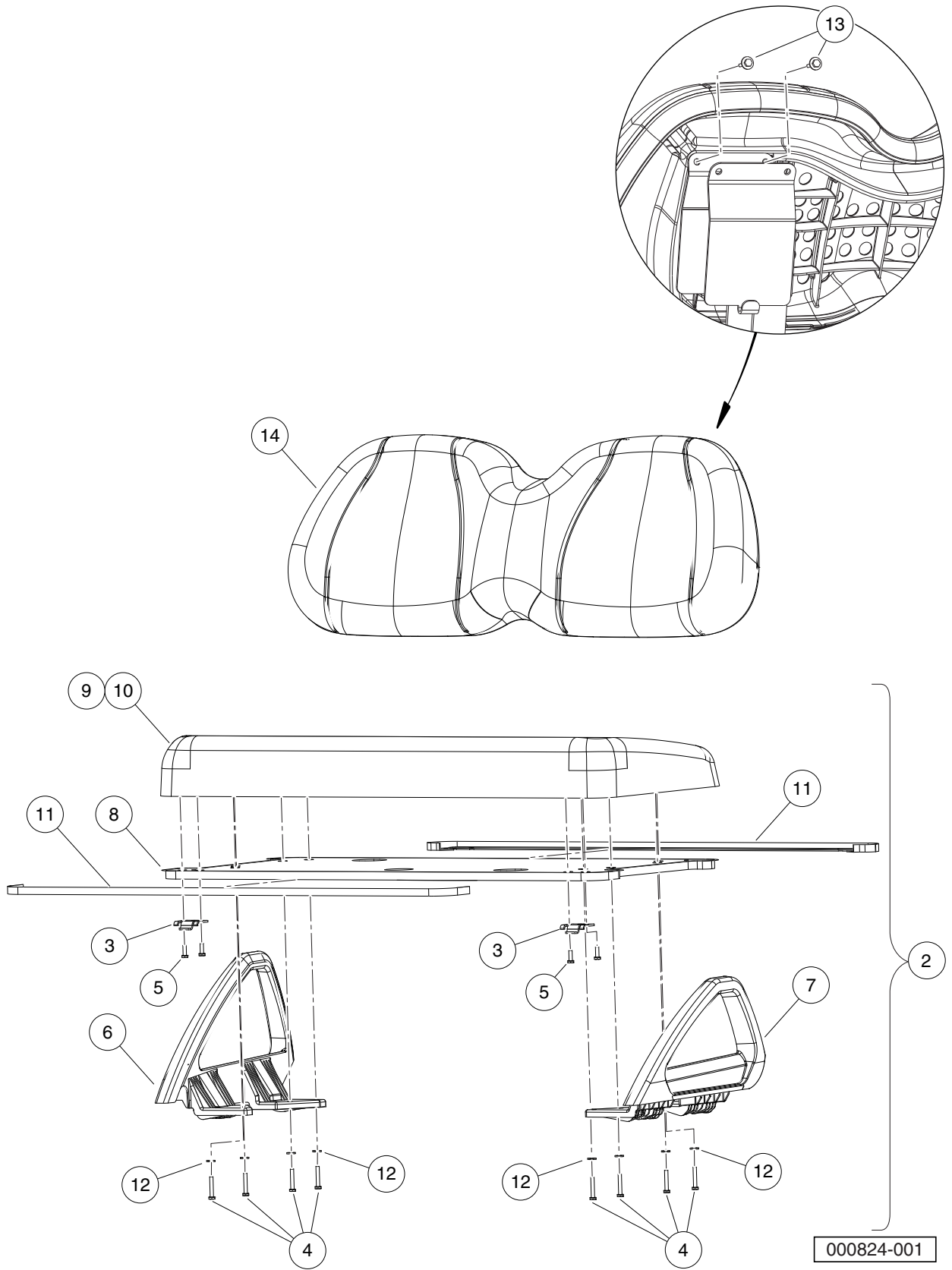


SEAT, BEIGE

ITEM	PART NO.	DESCRIPTION	QTY
		1 2 3 4	
1	N/A	Instl, Seat, Bench, Beige (includes items 2 through 14)	1
2	N/A	Seat Assy Precedent Beige (includes items 3 through 12)	1
3	1011652	Hinge Plate	2
4	1016916	Screw, 1/4-20 X 1.50 Hex-Head Cap	8
5	101954301	Screw, 1/4-20 X 0.75 Hex-Head Cap	4
6	101985502	Armrest, Passenger (right)	1
7	101987602	Armrest, Driver (left)	1
8	N/A	Plywood Assy	1
9	N/A	Vinyl Cover - Beige	1
10	N/A	Foam, Seat	1
11	101998501	Gasket, Seat	2
12	332	Washer, 1/4 Type A Narrow Flat	8
13	102296530	Screw - M6 X 1.0 X 30 Sems	2
14	102503211	4 Pass Backrest Asm-beige	1

1
G
E

1
G
E

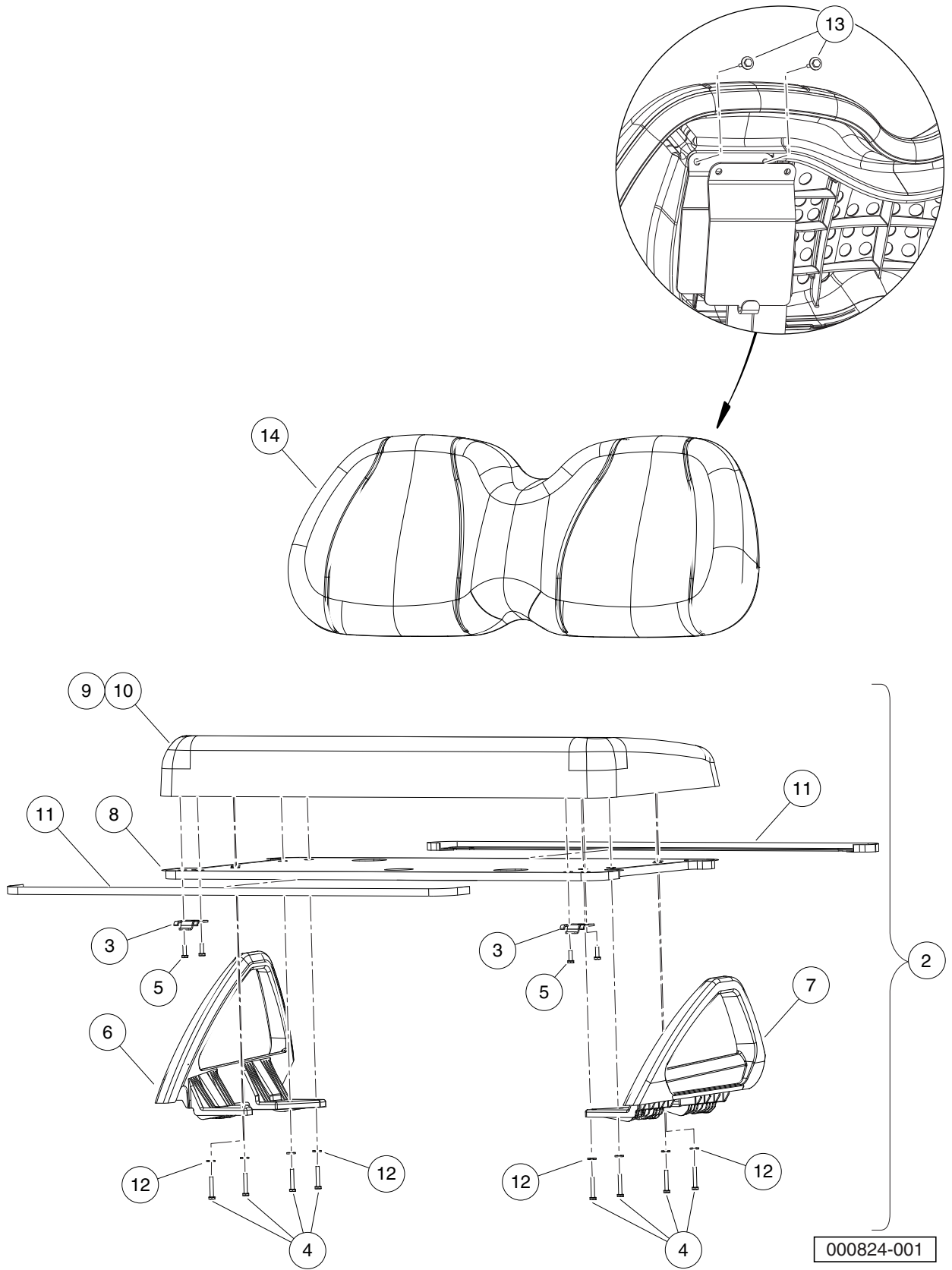


SEAT, WHITE

ITEM	PART NO.	DESCRIPTION	QTY
		1 2 3 4	
1	102174207	Seat Assembly Prec White (includes items 2 through 6)	1
2	N/A	Bag, Shipping, Seat Bottom	1
3	N/A	Plywood Assy	1
4	N/A	Vinyl Cover Seat Btm -prec Wht	1
5	N/A	Foam, Seat	1
6	101998501	Gasket, Seat	1
7	N/A	Instl, Seat, Bench, White (includes items 8 through 20)	1
8	N/A	Seat Assy Precedent White (includes items 9 through 18)	1
9	1011652	Hinge Plate	2
10	1016916	Screw, 1/4-20 X 1.50 Hex-Head Cap	8
11	101954301	Screw, 1/4-20 X 0.75 Hex-Head Cap	4
12	101985502	Armrest, Passenger (right)	1
13	101987602	Armrest, Driver (left)	1
14	N/A	Plywood Assy	1
15	N/A	Vinyl Cover Seat Btm -prec Wht	1
16	N/A	Foam, Seat	1
17	101998501	Gasket, Seat	2
18	332	Washer, 1/4 Type A Narrow Flat	8
19	102296530	Screw - M6 X 1.0 X 30 Sems	2
20	102503212	4 Pass Backrest Asm-white	1
21	103853122	Service, White, Seatback Asm (includes items 22 through 26)	1
22	101947402	Bag, Shipping, Seat Back	1
23	N/A	Screw-torx Pan Hd Pt,m6 X 16	10
24	102296301	Washer, M6x18x1.6 Flat	6
25	103852901	Pan, Seatback W/holes, Prec	1
26	103853002	Foam Vinyl, White, Seatback	1

1
G
E

1
G
E

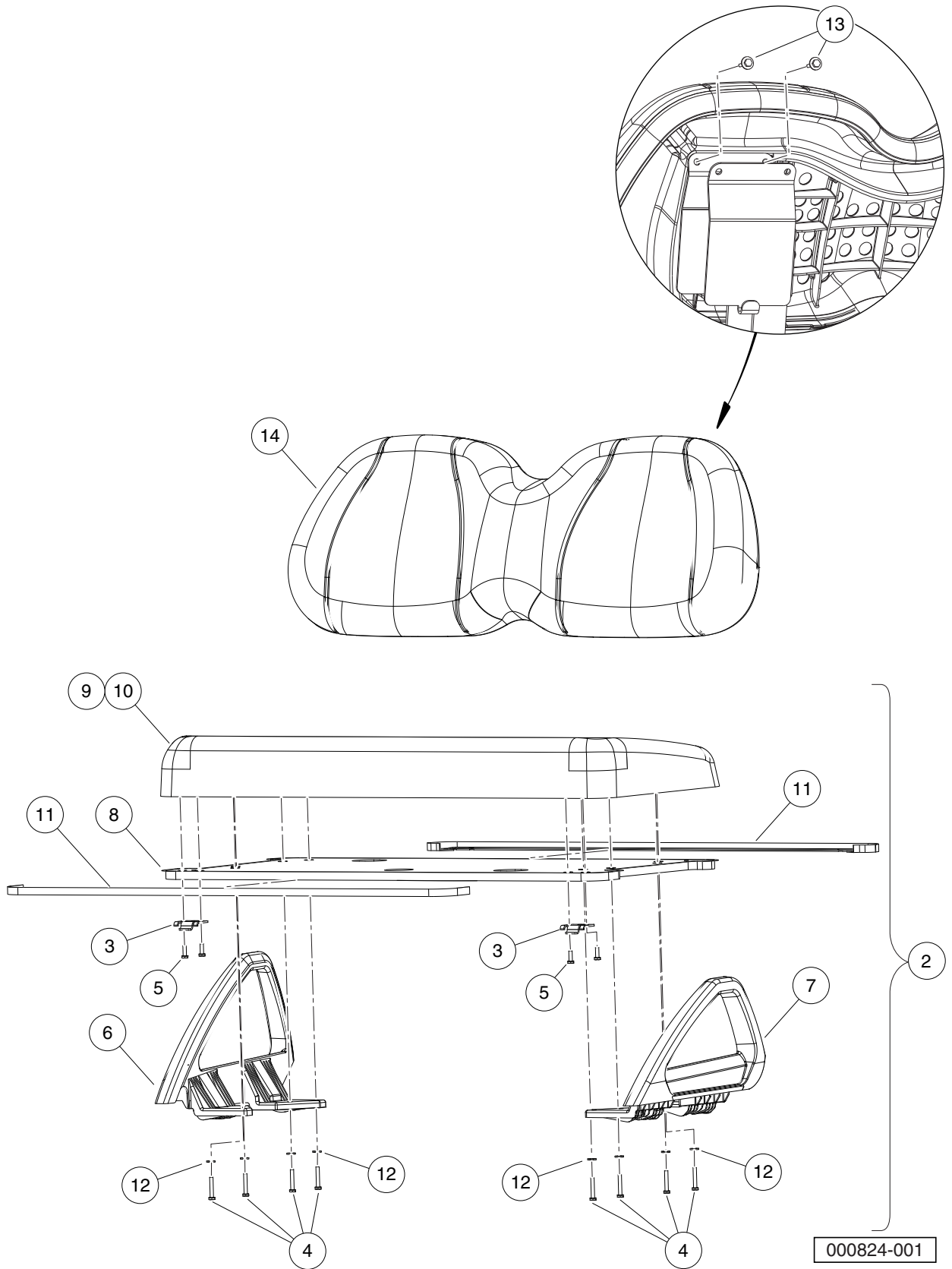


SEAT, GRAY

ITEM	PART NO.	DESCRIPTION	QTY
		1 2 3 4	
1	N/A	Instl, Seat, Bench, Gray (includes items 2 through 14)	1
2	101998006	Seat Bottom Assembly, Gray (includes items 3 through 12)	1
3	1011652	Hinge Plate	2
4	1016916	Screw, 1/4-20 X 1.50 Hex-Head Cap	8
5	101954301	Screw, 1/4-20 X 0.75 Hex-Head Cap	4
6	101985502	Armrest, Passenger (right)	1
7	101987602	Armrest, Driver (left)	1
8	N/A	Plywood Assy	1
9	101998205	Vinyl Cover, Seat Bottom, Gray	1
10	N/A	Foam, Seat	1
11	101998501	Gasket, Seat	2
12	332	Washer, 1/4 Type A Narrow Flat	8
13	102296530	Screw - M6 X 1.0 X 30 Sems	2
14	102503214	Backrest Assembly, Gray	1

1
G
E

1
G
E

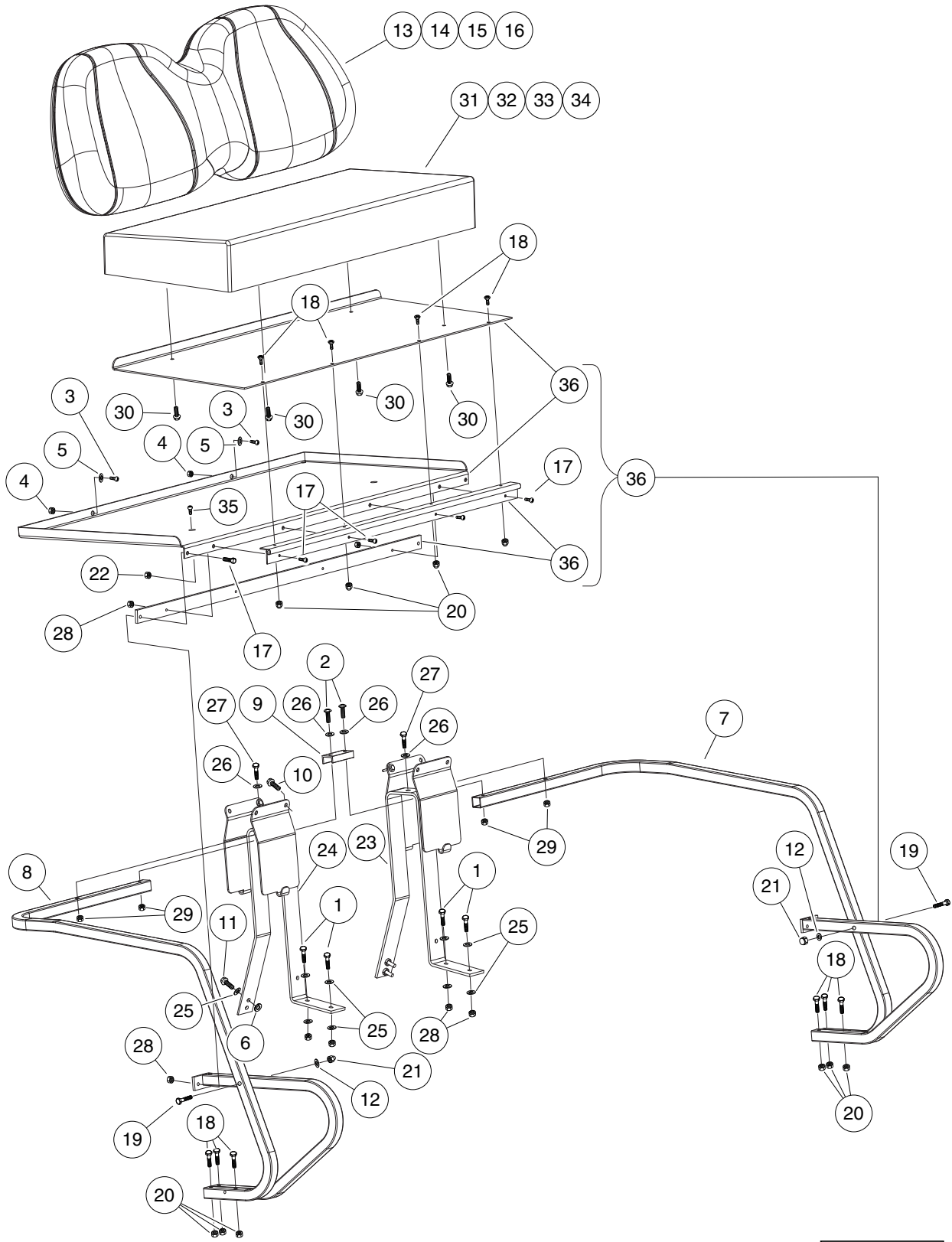


SEAT, BLACK

ITEM	PART NO.	DESCRIPTION	QTY
		1 2 3 4	
1	N/A	Instl, Seat, Bench, Black (includes items 2 through 14)	1
2	N/A	Seat Bottom Assembly, Black (includes items 3 through 12)	1
3	1011652	Hinge Plate	2
4	1016916	Screw, 1/4-20 X 1.50 Hex-Head Cap	8
5	101954301	Screw, 1/4-20 X 0.75 Hex-Head Cap	4
6	101985502	Armrest, Passenger (right)	1
7	101987602	Armrest, Driver (left)	1
8	N/A	Plywood Assy	1
9	101998204	Vinyl Cover, Seat Bottom, Black	1
10	N/A	Foam, Seat	1
11	101998501	Gasket, Seat	2
12	332	Washer, 1/4 Type A Narrow Flat	8
13	102296530	Screw - M6 X 1.0 X 30 Sems	2
14	102503215	4 Pass Backrest Asm-black	1

1
G
E

1
G
E



000841-001

REAR FOLD DOWN SEAT

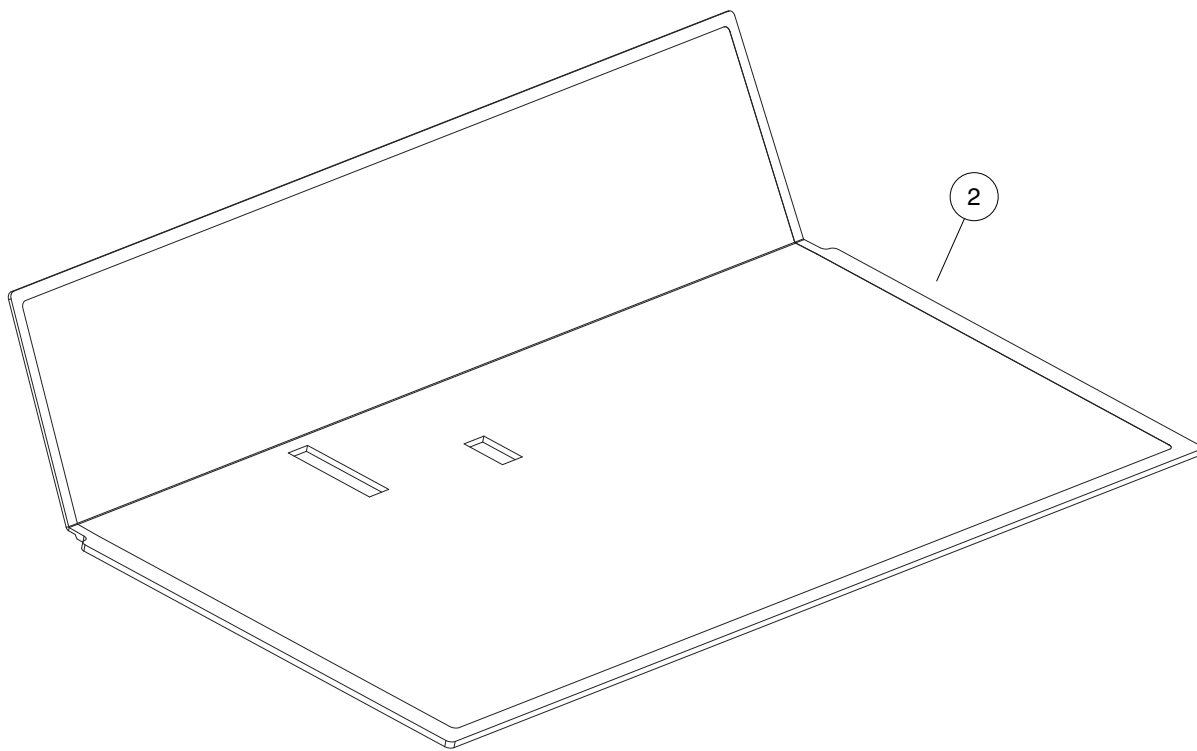
ITEM	PART NO.	DESCRIPTION	QTY
		1 2 3 4	
1	1010577	Bolt, Hex-Head, 5/16-18 X 1.50	4
2	1011988	Screw, 1/4-20 X 2.00 Phillips Truss-Head	2
3	1015059	Screw, 5/16-18 X 1.0 Phl Truss	2
4	1015072	Locknut, 5/16-18 Nylon Insert	2
5	N/A	Washer, 5/16 Flat	2
6	1017774	Body Spacer	4
7	101841201	Armrest, Seat, Rear, Right-Hand	1
8	101841202	Armrest, Seat, Rear, Left-Hand	1
9	101841301	Armrest Bracket	1
10	101910401	Screw, 5/16-18 X 1.25 Thrd Frm	4
11	102296530	Screw - M6 X 1.0 X 30 Sems	2
12	102324901	Washer, Flat, 1/4", Blk	2
13	102503211	4 Pass Backrest Asm-beige	1
14	102503212	4 Pass Backrest Asm-white	1
15	102503214	Backrest Assembly, Gray	1
16	102503215	4 Pass Backrest Asm-black	1
17	102541425	Bolt-m6x1.0x25 Hex Flhd, Blk-l	6
18	102541445	Bolt-m6x1.0x45 Hex Flhd,blk	10
19	102541465	Bolt, M 6 X 1.0 X 65 Hex, Flange, Head, Black	2
20	102541501	Nut-m6x1.0 Fl Mtl Lock,blk	10
21	102582401	Cap Nut M6, Sp	6
22	102618601	Lock Nut, Flg M8 X 1.25 Nylon	2
23	103378301	Weldment, Bracket, Seat, Fd Rh	1
24	103378302	Weldment, Bracket, Seat, Fd Lh	1
25	1241	Washer, 5/16 Type A Flat	12
26	332	Washer, 1/4 Type A Narrow Flat	6
27	7311	Screw, 1/4-20 X 2.00 Hex-Head Cap	2
28	7473	Locknut, 5/16-18 Nylon Insert	12
29	8233	Locknut, 1/4-20 Nylon Insert	4
30	N/A	1/4-20x.75 Fl Hd Mach Scr Ss	4
31	N/A	Seat Sub Asm, Beige	1
32	N/A	Seat Sub Asm, White	1
33	N/A	Seat Asm - Gray	1
34	N/A	Seat Sub Asm, Blk	1
35	N/A	M8x1.25x25 Fl Hd Mach Scr	2
36	N/A	Kit, Fold Downxrt 800/810/850	1

1
G
E

1

G

E



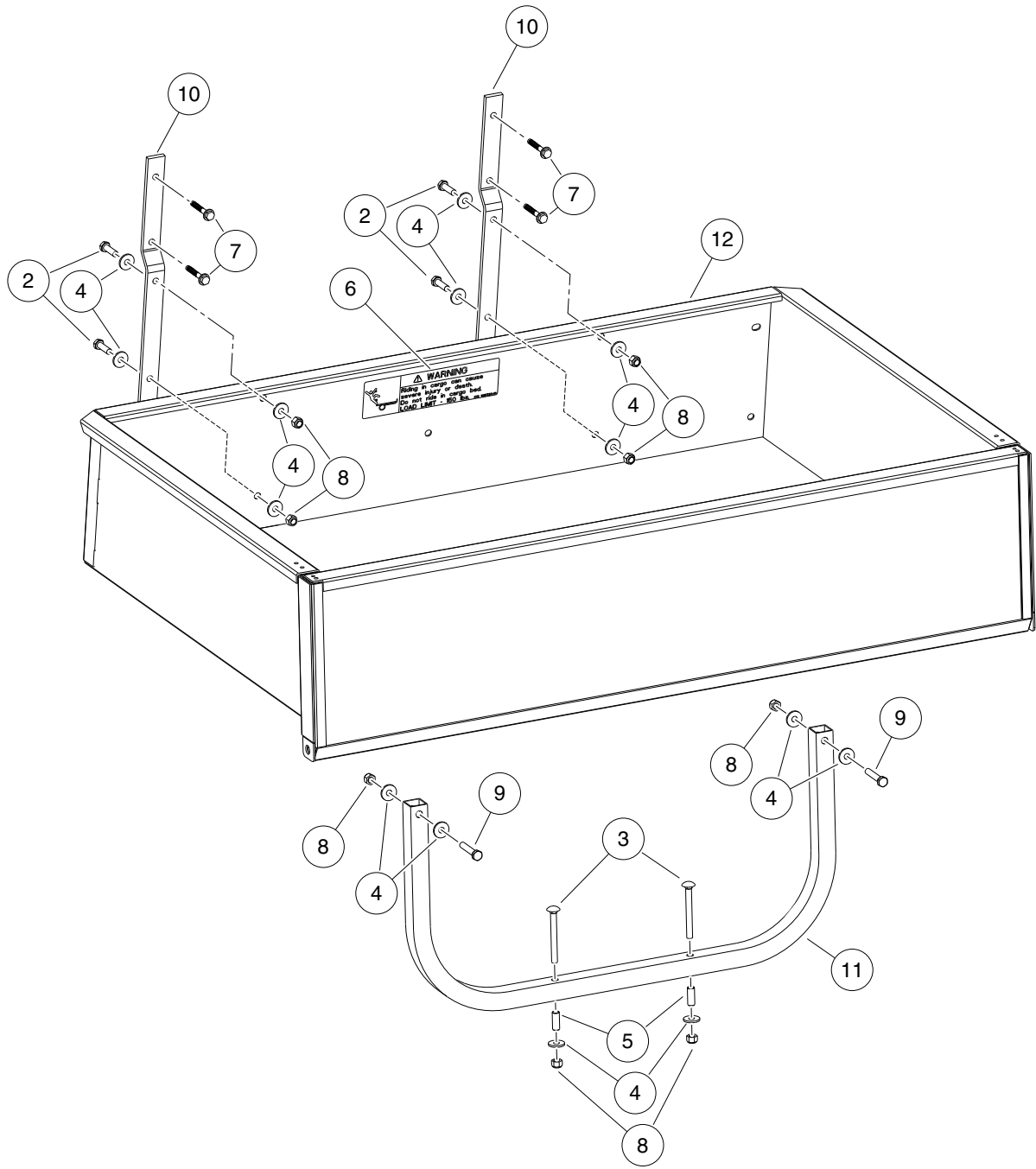
000825-001

FLOORMAT

ITEM	PART NO.	DESCRIPTION	QTY
1	N/A	1 2 3 4 Floormat Installation (includes item 2)	1
2	101503202	Floormat	1

1
G
E

1
G
E



000839-001

BED BOX

ITEM	PART NO.	DESCRIPTION	QTY
		1 2 3 4	
1	AM10622	Kit, Bedbox, Painted (includes items 2 through 13)	1
2	1010934	Screw, 5/16-18 X 1.00 Hex Cap	4
3	1011098	.38-18 Unc-2a-3.0 Carriage Blt	2
4	1011697	Washer, 5/16 Flat	14
5	1017760	Spacer .31 X .38 X .98	2
6	101972001	Decal, D.s. Box Bed Warning (for vehicles with bed box option)	1
7	102076701	Screw, 1/4-20 X 1.75 Hex Sems	4
8	7473	Locknut, 5/16-18 Nylon Insert	8
9	8963	Screw, 5/16-18 X 1.75 Hex-Head Cap	2
10	AM1205602	Support, Seat, lcs, Bed, Ctd	2
11	N/A	Tube, Support, Bedbox, Ptd	1
12	N/A	Asm, Bed Box, Painted	1
13	N/A	Instructions, Bed Box, lcs	1

1
G
E

1

G

E

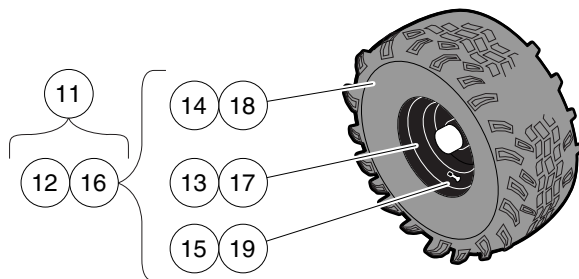
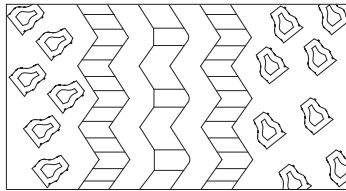
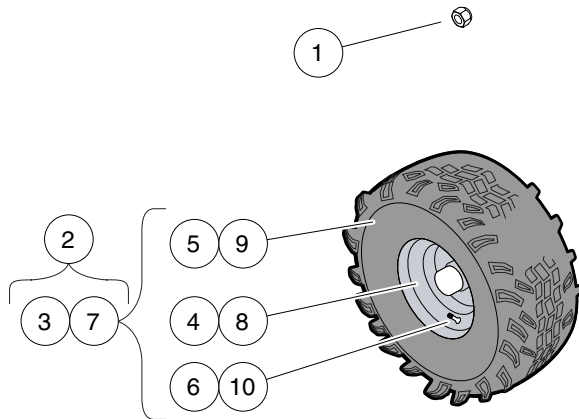
WHEELS AND TIRES

2

G

E

2
G
E



000831-001

WHEELS AND TIRES

ITEM	PART NO.	DESCRIPTION	QTY
		1 2 3 4	
1	1010984	.500-20 Unf Lug Nut	16
2	N/A	Asm, Tire, O/R Gray Wheels (includes items 3 through 7)	1
3	102009402	Off-Road Tire and Wheel Asm, Right, Rear (includes items 4 through 6)	2
4	N/A	Wheel Rim, Silver	1
5	N/A	Tire, Unmounted, Duro, Off-Road Tire, 22 x 11-10, 6-Ply Rated	1
6	7310	Valve Stem	1
7	102009502	Off-Road Tire and Wheel Asm, Left, Rear (includes items 8 through 10)	2
8	N/A	Wheel Rim, Silver	1
9	N/A	Tire, Unmounted, Duro, Off-Road Tire, 22 x 11-10, 6-Ply Rated	1
10	7310	Valve Stem	1
11	N/A	Asm, Tire, O/R Black Wheels (includes items 12 through 16)	1
12	AM10821	Tire & Wheel Asm Ls - Black (includes items 13 through 15)	2
13	N/A	Wheel, Rim, Black	1
14	N/A	Tire, Unmounted, Duro, Off-Road Tire, 22 x 11-10, 6-Ply Rated	1
15	7310	Valve Stem	1
16	AM10822	Tire & Wheel Asm Rs - Black (includes items 17 through 19)	2
17	N/A	Wheel, Rim, Black	1
18	N/A	Tire, Unmounted, Duro, Off-Road Tire, 22 x 11-10, 6-Ply Rated	1
19	7310	Valve Stem	1

2
G
E

2

G

E

DECALS

3

G

E

UNDER 16 **WARNING**
YOUNG DRIVERS INCREASE CHANCE OF DEATH

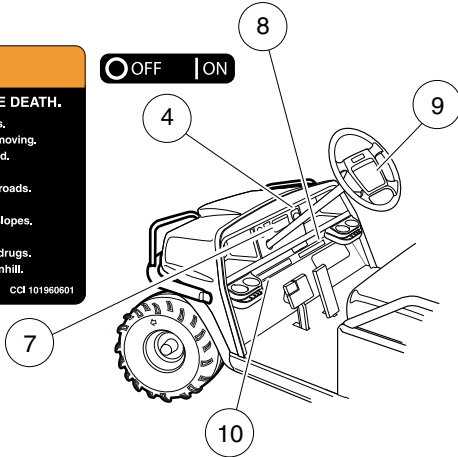
- Young drivers may not be able to control vehicle.
- No drivers younger than 16 years old.

CCI 102075801

WARNING
ROLLOVER OR FALLING OFF MAY CAUSE DEATH.

- Before using vehicle, read operating instructions.
- Remain seated and hold on to seat handle while moving.
- Do not start vehicle until all occupants are seated.
- Two (2) persons per seat maximum.
- Operate from driver side only and not on public roads.
- Keep entire body inside vehicle while moving.
- Drive slowly in turns and straight up and down slopes.
- Do not leave children unattended on vehicle.
- Never operate under the influence of alcohol or drugs.
- Use brakes to reduce speed when coasting downhill.
- Never stand in front of or behind vehicle.

CCI 101960601



OPERATING INSTRUCTIONS

- Read owner's manual and dismount safety warnings prior to driving.
- Study and understand controls.

TO OPERATE

- Turn wheels to desired direction and ensure path is clear.
- Turn key to ON position.
- While stopped, place Forward/Reverse switch in desired position: F—Forward N—Neutral R—Reverse (Buzzer will sound)
- Park brake will release and vehicle will start moving when accelerator pedal is pressed.
- Slowly press accelerator pedal to increase speed.
- To stop, release accelerator pedal and press brake pedal.

BEFORE LEAVING

- Press park brake pedal until it locks and holds vehicle.
- Place Forward/Reverse switch in NEUTRAL position.
- Turn key OFF and remove key when not in use.

MOTOR BRAKING

- Electric motor braking provides speed regulation functions.
- For parked vehicle, beeping alarm indicates vehicle roll away.
- In operation, beeping alarm indicates reduction in motor braking.
- Apply brakes to further reduce vehicle speed as required.
- System is activated only when tow switch is in the RUN position.

CCI 100368201

VEHICLE LOADING

Read Owner's Manual and warnings on dash.

- Vehicle rated capacity - 550 lbs. on level surface only. Weight to include passengers, cargo bed load, and gross trailer weight. See Owner's Manual.
- Maximum cargo load - 150 lbs. Weight to include cargo bed load and gross trailer weight.
- Maximum trailer hitch tongue weight - 150 lbs.

• Cargo should be evenly spread over the floor of the cargo bed as far forward as possible and secured.

• For vehicle stability, when fully loaded, drive slowly and avoid stopping on or backing down steep hills.

• Avoid top heavy loads. See Owner's Manual.

• When driving on uneven terrain or down steep hills, reduce speed and load.

SVP147801

DANGER / POISON

EXPLOSIVE GASES CAN CAUSE BLINDNESS OR INJURY. SHIELD EYES. NO SPARKS, FLAMES, SMOKING. SULFURIC ACID CAN CAUSE BLINDNESS OR SEVERE BURNS. FLUSH EYES IMMEDIATELY WITH WATER. GET MEDICAL HELP FAST.

KEEP OUT OF THE REACH OF CHILDREN—DO NOT TIP—KEEP VENT CAPS TIGHT AND LEVEL

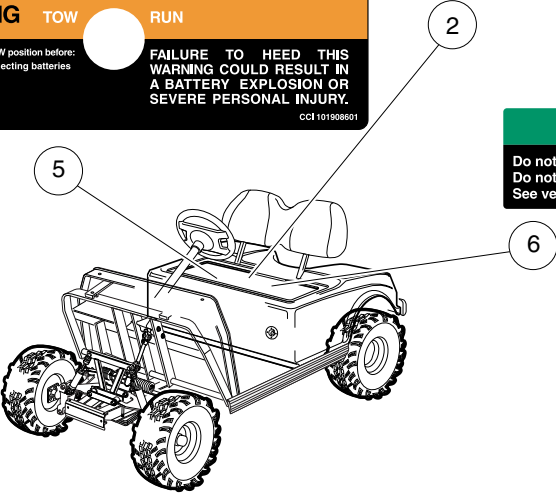
WARNING TOW RUN

Place Tow/Run switch in TOW position before:

- Disconnecting or connecting batteries
- Towing
- Extended storage
- Servicing

FAILURE TO HEED THIS WARNING COULD RESULT IN A BATTERY EXPLOSION OR SEVERE PERSONAL INJURY.

CCI 101909601



NOTICE

Do not operate vehicle without this cover properly installed. Do not direct water stream in this area; will cause damage to components. See vehicle maintenance and service manual before servicing.

CCI 101031601

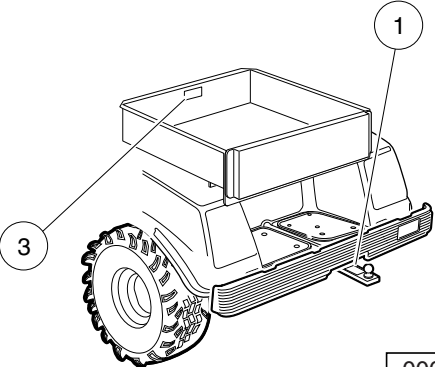
NOTICE
MAXIMUM TONGUE WEIGHT - 150 lbs.

CCI 1011553

WARNING

Riding in cargo bed can cause severe injury or death. Do not ride in cargo bed.

CCI 101553901



000829-001

SAFETY DECALS – ELECTRIC VEHICLES

ITEM	PART NO.	DESCRIPTION	QTY
		1 2 3 4	
1	1011553	Decal, Trailer Hitch	1
2	1013677	Decal, Battery Danger	1
3	101553901	Decal, Bed Load Warning	1
4	101825101	Decal, Off/On	1
5	101908601	Decal, Tow/Run Switch Warning	1
6	101931501	Decal, Component Cover	1
7	101960601	Decal, Dash Warning	1
8	102075801	Decal, Young Driver Warning	1
9	102538201	Decal, Operating Instructions	1
10	SVP147801	decal, vehicle loading	1

3
G
E

⚠ WARNING

UNDER 16

YOUNG DRIVERS INCREASE CHANCE OF DEATH

- Young drivers may not be able to control vehicle.
- No drivers younger than 16 years old.

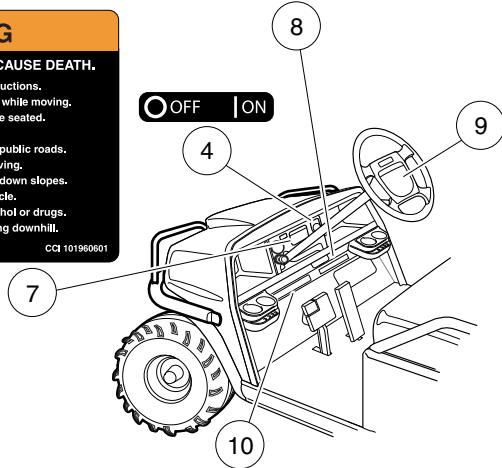
CCI 102075801

⚠ WARNING

ROLLOVER OR FALLING OFF MAY CAUSE DEATH.

- Before using vehicle, read operating instructions.
- Remain seated and hold on to seat handle while moving.
- Do not start vehicle until all occupants are seated.
- Two (2) persons per seat maximum.
- Operate from driver side only and not on public roads.
- Keep entire body inside vehicle while moving.
- Drive slowly in turns and straight up and down slopes.
- Do not leave children unattended on vehicle.
- Never operate under the influence of alcohol or drugs.
- Use brakes to reduce speed when coasting downhill.
- Never stand in front of or behind vehicle.

CCI 101960601



OPERATING INSTRUCTIONS

- Read owner's manual and safety warnings located on dash panel prior to driving.
- Study and understand controls.

TO OPERATE

- Turn wheels to desired direction and ensure path is clear.
- Turn key to ON position.
- While stopped, place shift lever in desired position: F— Forward N— Neutral R— Reverse (Buzzer will sound)
- Park brake will release and vehicle will start moving when accelerator pedal is pressed.
- Slowly press accelerator pedal to increase speed.
- To stop, release accelerator pedal and press brake pedal.

BEFORE LEAVING

- Press park brake pedal until it locks and holds vehicle.
- Place Forward/Reverse switch in NEUTRAL position.
- Turn key OFF and remove key when not in use.

CCI 10238101

VEHICLE LOADING

Read Owner's Manual and warnings on dash.

- Vehicle rated capacity - 550 lbs. on level surface only. Weight to include passengers, cargo bed load, and gross trailer weight. See Owner's Manual.
- Maximum cargo load - 150 lbs. Weight to include cargo bed load and gross trailer weight.
- Maximum trailer hitch tongue weight - 150 lbs.
- Cargo should be evenly spread over the floor of the cargo bed as far forward as possible and secured.
- For vehicle stability, when fully loaded, drive slowly and avoid stopping on or backing down steep hills.
- Avoid top heavy loads. See Owner's Manual.
- When driving on uneven terrain or down steep hills, reduce speed and load.

SVP147801

⚠ WARNING

Negative frame ground. Can cause severe injury. Do not contact positive (+) battery post or cable to frame. Disconnect negative battery lead first.

⚠ WARNING

Excessive speed. Can cause severe injury or death. Do not tamper with engine governor adjustment.

CCI 1019162-01

⚠ WARNING

GASOLINE EXPLOSION / FIRE.

- Can cause severe injury or death.
- No smoking, sparks, or open flame.
- Stop engine, allow to cool before refueling.
- Turn fuel valve (—) on during operation. (—) off during storage or transport.

CCI 101547901

⚠ WARNING

CAN CAUSE SEVERE INJURY

Rotating parts

HOT manifold & muffler

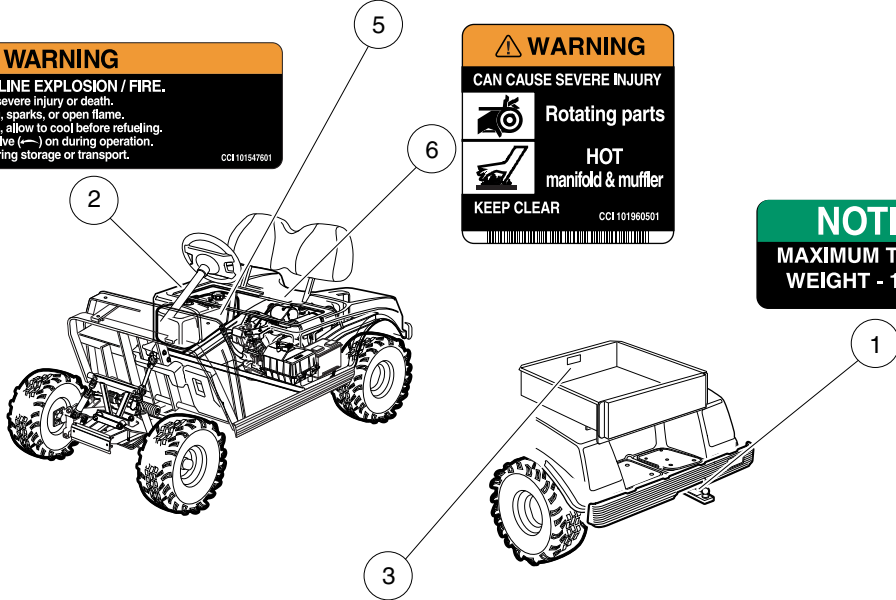
KEEP CLEAR

CCI 101960501

NOTICE

MAXIMUM TONGUE WEIGHT - 150 lbs.

CCI 1011553



⚠ WARNING

Riding in cargo bed can cause severe injury or death. Do not ride in cargo bed.

CCI 101553901

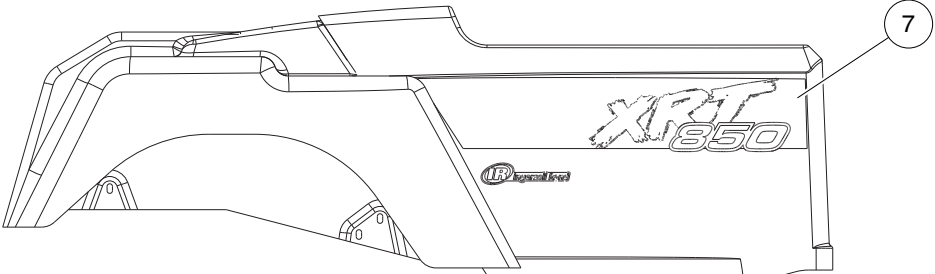
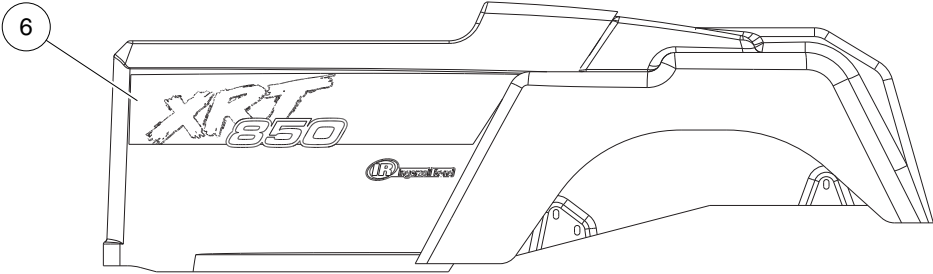
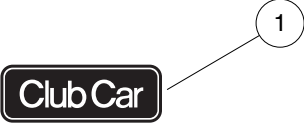
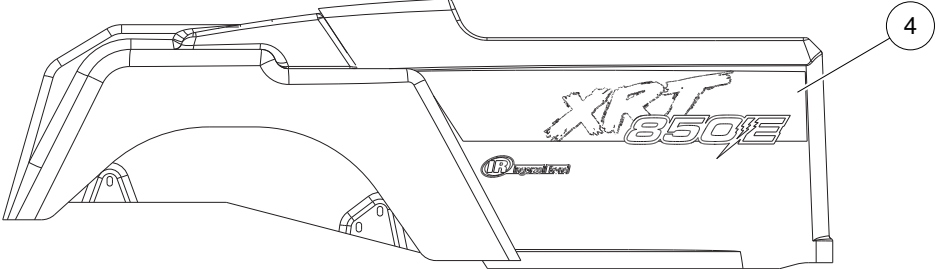
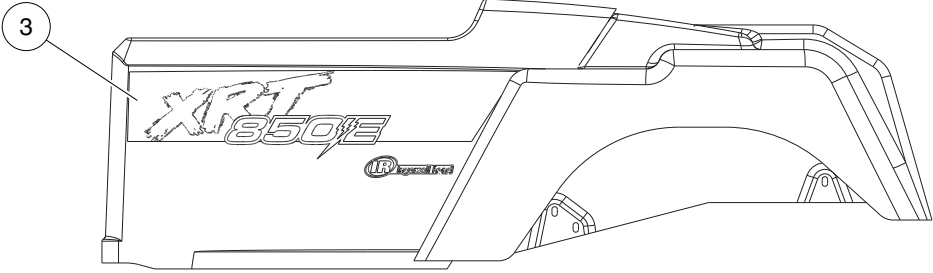
000830-001

SAFETY DECALS – GASOLINE VEHICLES

ITEM	PART NO.	DESCRIPTION	QTY
		1 2 3 4	
1	1011553	Decal, Trailer Hitch	1
2	101547601	Decal, Gasoline Explosion/Fire Warning	1
3	101553901	Decal, Bed Load Warning	1
4	101825101	Decal, Off/On	1
5	101915201	Decal, Frame Ground and Governor Warning	1
6	101960501	Decal, Rotating Parts/Hot Manifold	2
7	101960601	Decal, Dash Warning	1
8	102075801	Decal, Young Driver Warning	1
9	102538101	Decal, Operating Instructions	1
10	SVP147801	decal, vehicle loading	1

3
G
E

3
G
E



000828-001

BADGING DECALS

ITEM	PART NO.	DESCRIPTION	QTY
		1 2 3 4	
1	102046501	Decal, CC Nameplate, Utility	1
2	N/A	Instl, Decals Xrt 850 Elec (includes items 3 and 4)	1
3	103389301	Decal, 850e Drv	1
4	103389401	Decal, 850e Pass	1
5	N/A	Instl, Decals Xrt 850 Gas (includes items 6 and 7)	1
6	103389101	Decal, 850 Drv	1
7	103389201	Decal, 850 Pass	1

3

G

E

3

G

E

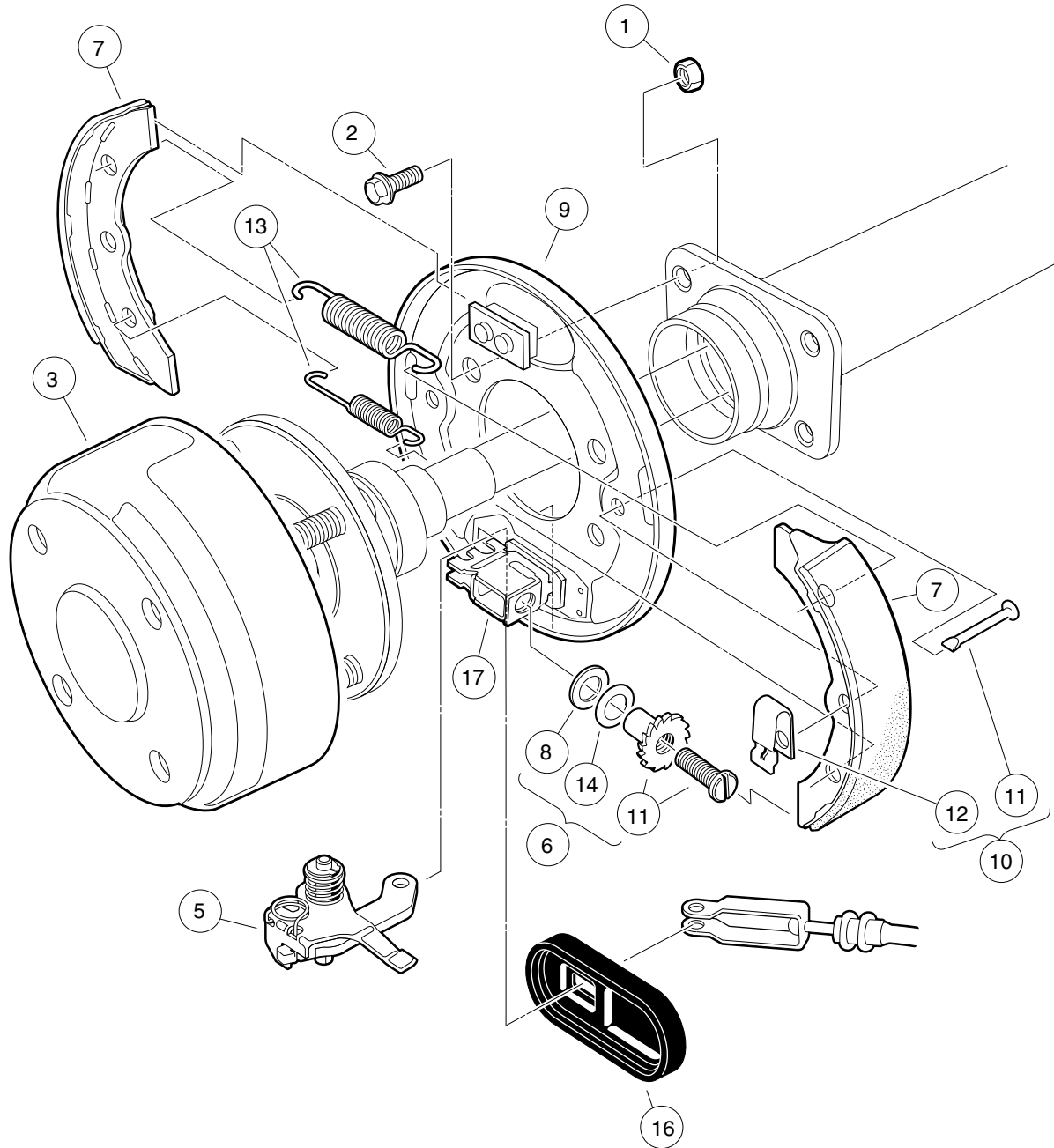
BRAKE SYSTEMS

4

G

E

4
G
E



000186-001

REAR BRAKE ASSEMBLY, SELF-ADJUSTING – VEHICLE WITH 2-WHEEL BRAKES

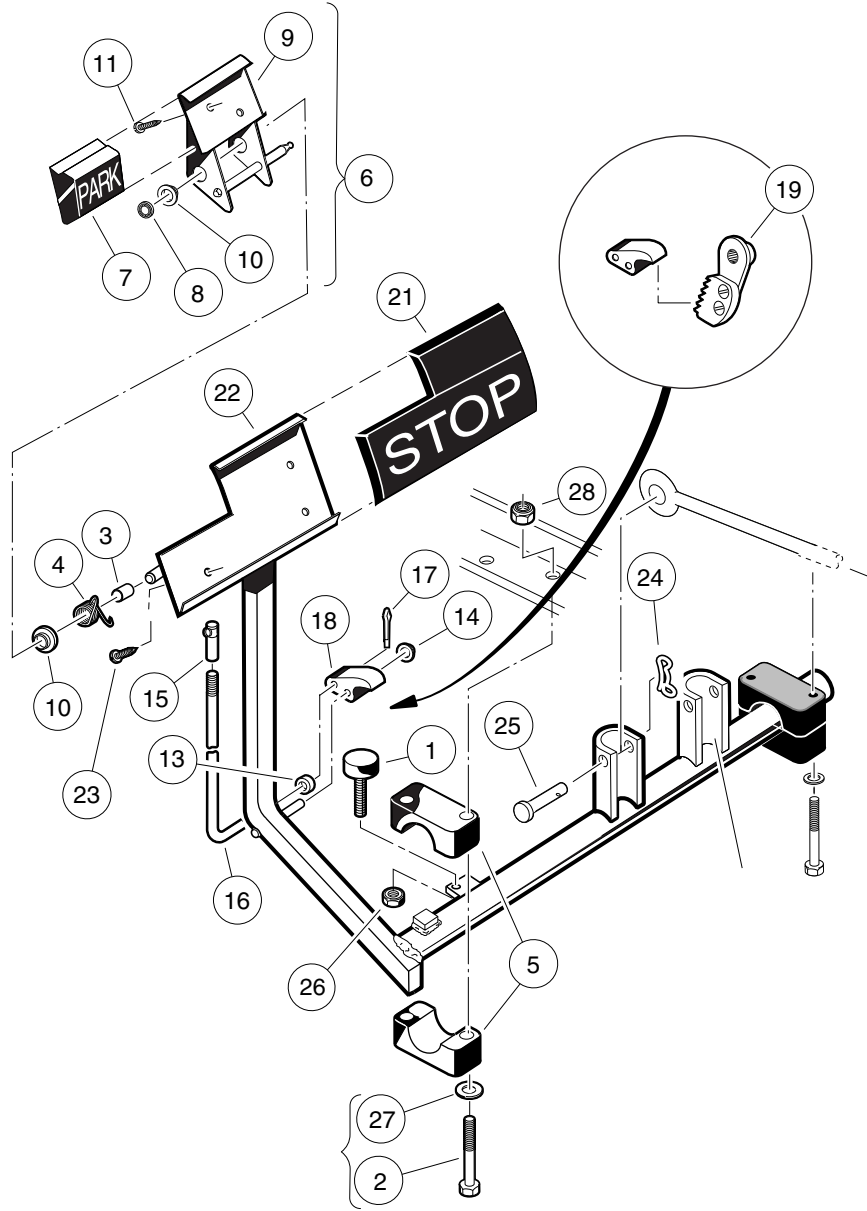
ITEM	PART NO.	DESCRIPTION	QTY
		1 2 3 4	
1	1013924	Nut, 5/16-24 Hex Head Cone	8
2	1014153	Bolt, Brake Cluster Mounting	8
3	101791101	Drum without Center Hole, Brake	2
4	103380201	Asm, Brake Cluster, Mech, Drvr (includes items 5 through 17)	1
5	101815501	Lever Assembly, Self-Adjusting Brake, Right (Passenger)	1
6	101816501	Adj Mechanism, S.A. Brakes, Right (Passenger)	1
7	101823201	Package, Brake Shoe, Self-Adjusting	1
8	101823801	Plate, Washer, Brake, Self-Adjusting	1
9	103483101	Back Plate, Rh	1
10	103483201	Kit, Shoe Retainer (includes items 11 and 12)	1
11	1010953	Pin	2
12	103483301	Spring, Shoe, Clamp	2
13	103483401	Package Brake Spring Self Adj (includes items 14 and 15)	1
14	101816401	Brake Spring Self Adj	2
15	103483501	Spring Brake	2
16	103483601	Cover, Dust	1
17	103483701	Brake Block	1
18	103380202	Asm, Brake Cluster, Mech, Pass (includes items 19 through 31)	1
19	101815502	Lever Assembly, Self-Adjusting Brake, Left	1
20	101816502	Adjusting Mechanism, Self-Adjusting Brake, Left	1
21	101823201	Package, Brake Shoe, Self-Adjusting	1
22	101823801	Plate, Washer, Brake, Self-Adjusting	1
23	103483102	Back Plate, Lh	1
24	103483201	Kit, Shoe Retainer (includes items 25 and 26)	1
25	1010953	Pin	2
26	103483301	Spring, Shoe, Clamp	2
27	103483401	Package Brake Spring Self Adj (includes items 28 and 29)	1
28	101816401	Brake Spring Self Adj	2
29	103483501	Spring Brake	2
30	103483601	Cover, Dust	1
31	103483701	Brake Block	1
Note: Driver-side brake cluster not shown. Components have a similar appearance to passenger-side brake cluster components.			

4

G

E

4
G
E



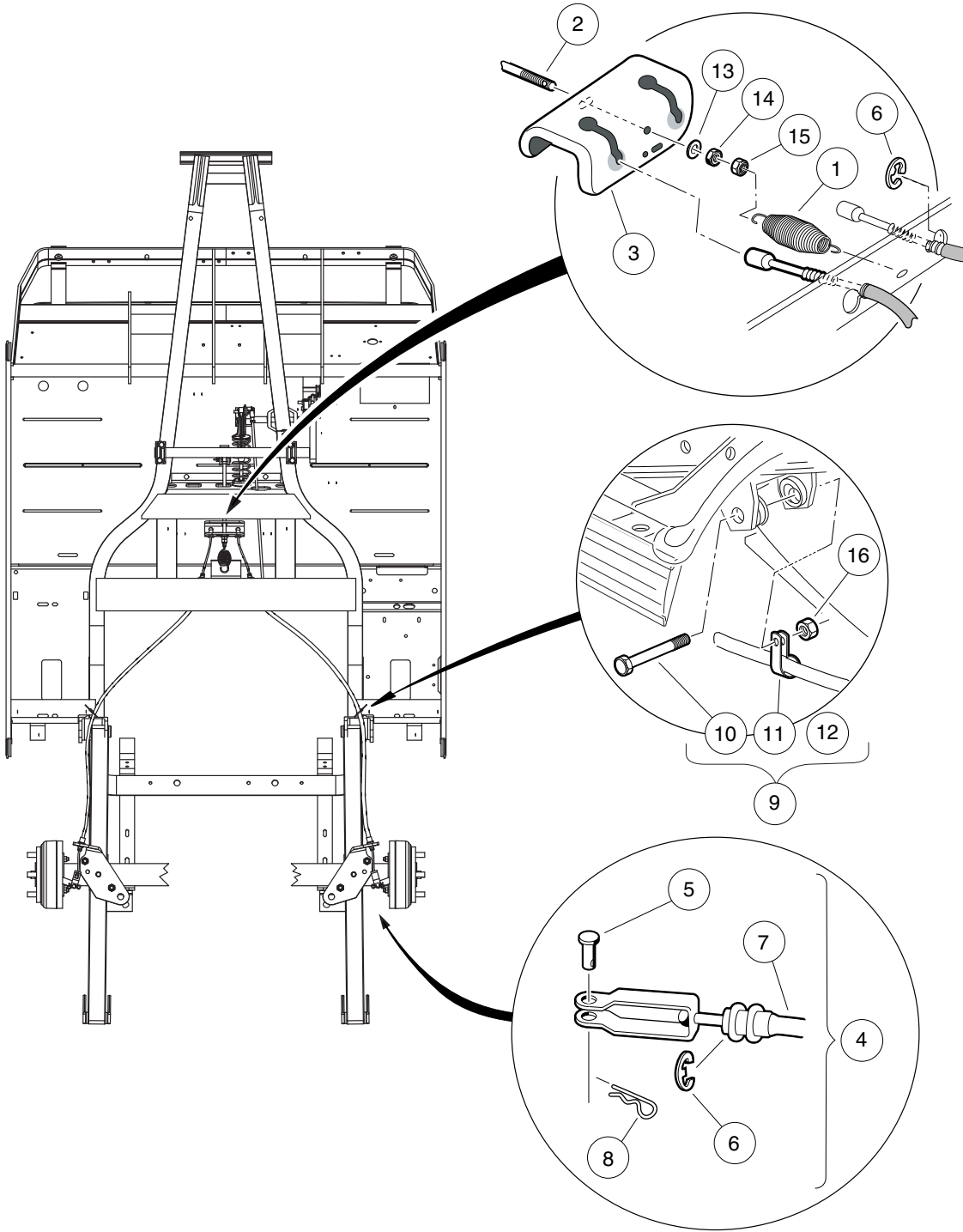
000187-001

BRAKE PEDAL ASSEMBLY

ITEM	PART NO.	DESCRIPTION	QTY
		1 2 3 4	
1	1010878	Bumper, Rubber	1
2	1010921	Screw, 5/16-18 X 2.50 Hex Cap	4
3	1010927	Hill Brake Spacer	1
4	1010933	Spring, Hill Brake Torsion	1
5	1011402	Package, Brake Mounting Block	1
6	1011418	Kit, Hill Brake Pedal (includes items 7 through 11)	1
7	1013870	Pad, Hill Brake	1
8	1013876	Pushnut, 3/8	1
9	N/A	Hill Brake Weld Assembly	1
10	1032	Bushing, Nylon	2
11	7716	Screw, #10-16 Type AB, Sheet Metal	2
12	101187702	Kit, Hill Brake Latch (includes items 13 through 19)	1
13	1010805	Sleeve, Hill Brake Rod	1
14	1010877	Pushnut, 3/8	1
15	1010932	Ball Joint, 1/4-28	1
16	N/A	Rod, Hill Brake	1
17	1017029	Pin, Cotter, 7/64 x 1/2 Stainless-Steel	1
18	N/A	Pawl, Hill Brake	1
19	101918501	Ratchet Assembly	1
20	101878201	Brake Pedal Kit (includes items 21 through 23)	1
21	1013869	Pad, Brake Pedal	1
22	N/A	Weldment, Brake Pedal 4wb Std	1
23	7716	Screw, #10-16 Type AB, Sheet Metal	3
24	102323101	Pin, Bow Tie Locking	1
25	102323201	Pin, 3/8 X 1-5/16 Clevis	1
26	1028	Nut, 1/4-20 Hex	1
27	1241	Washer, 5/16 Type A Flat	4
28	7473	Locknut, 5/16-18 Nylon Insert	4

4
G
E

4
G
E



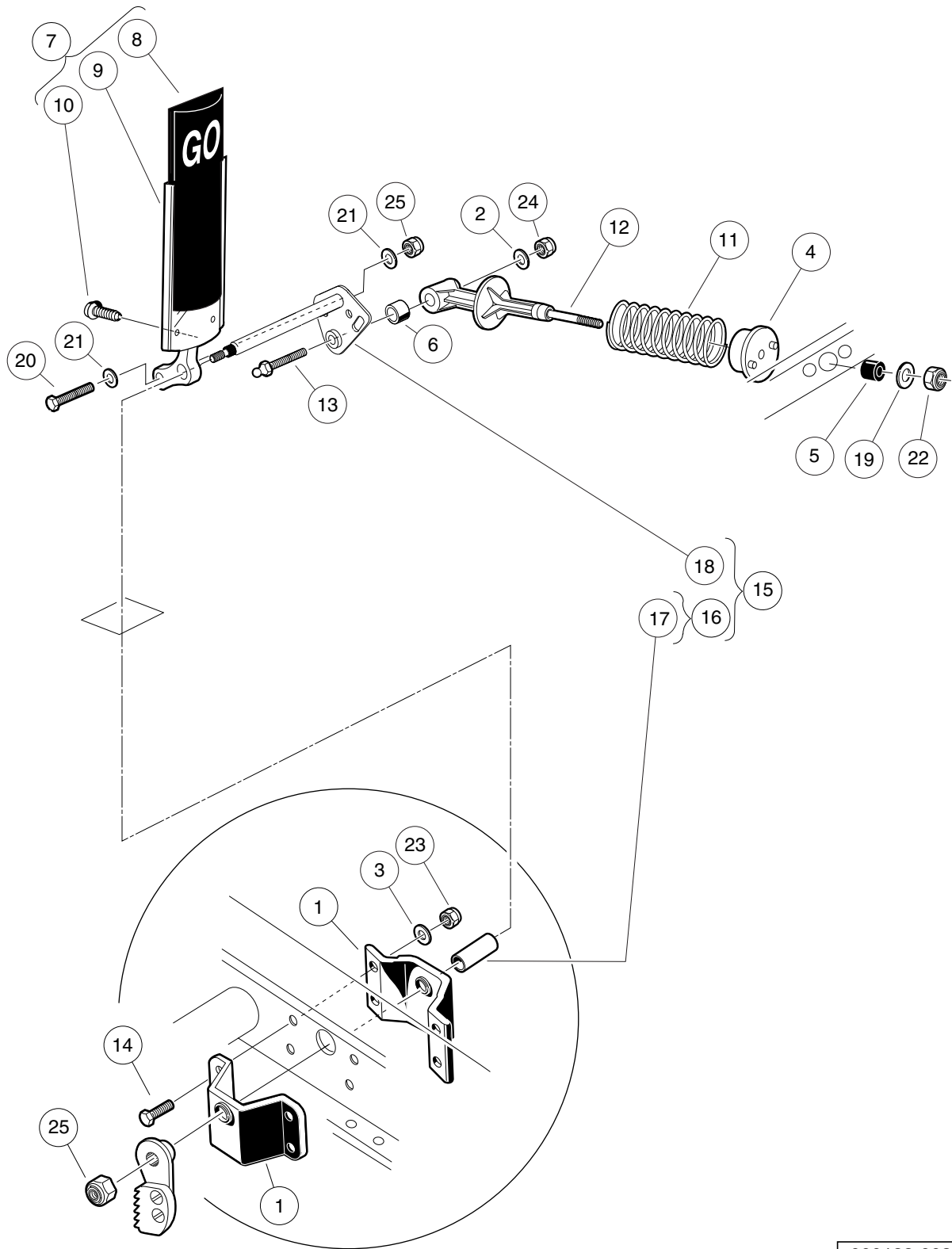
000245-002

BRAKE CABLE, EQUALIZER, AND EQUALIZER ROD – VEHICLES WITH TWO-WHEEL BRAKES

ITEM	PART NO.	DESCRIPTION	QTY
		1 2 3 4	
1	1013531	Spring, Brake Return	1
2	101953101	Rod, Equalizer, 8.91"	1
3	101990801	Equalizer Bracket	1
4	102022101	Brake Cable Kit (includes items 5 through 8)	2
5	1010829	Pin, Clevis, 5/16 X 3/4	1
6	1011779	E-Clip, 1/2	2
7	N/A	Cable, Brake, 41"	1
8	1035	Cotter Pin, 3/32 x 1	1
9	103377301	Kit, Field P-clamp, Brake Line (includes items 10 through 12)	1
10	102066201	Screw, 3/8-16 X 3.50 Hex Cap	2
11	103377201	P-clamp, Brake Line	2
12	N/A	Instr Fd. P-clamp, Brake Line	1
13	1241	Washer, 5/16 Type A Flat	5
14	1242	Nut, 5/16-18 Hex	1
15	7473	Locknut, 5/16-18 Nylon Insert	5
16	8754	Locknut, 3/8-16 Hex	2

4
G
E

4
G
E



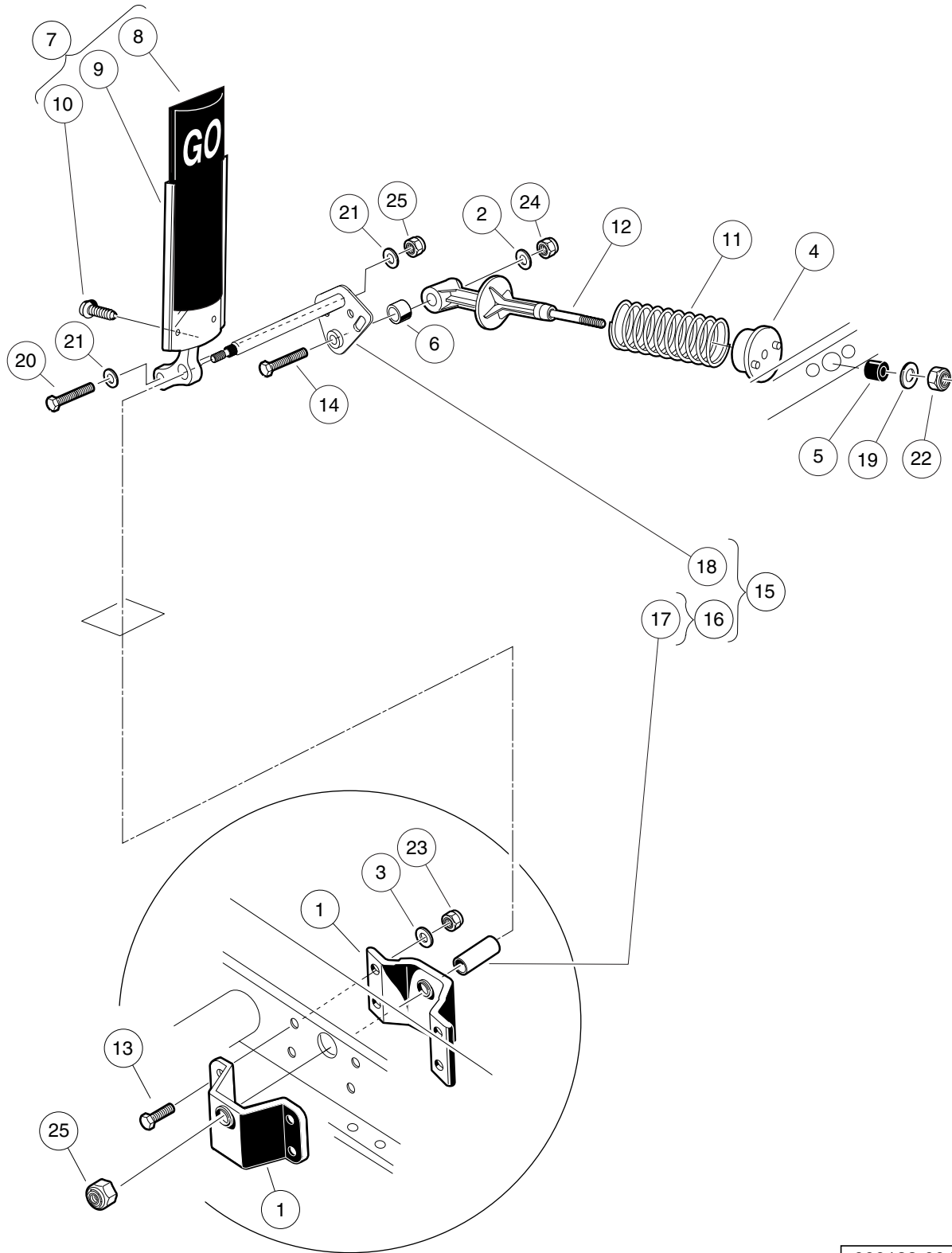
000188-003

ACCELERATOR PEDAL – GASOLINE VEHICLES

ITEM	PART NO.	DESCRIPTION	QTY
		1 2 3 4	
1	1011694	Accelerator Bracket and Bearing Assembly	2
2	1011931	Washer, 1/4 Flat	1
3	1014007	Washer, 1/4 Flat	4
4	1017378	Cup, Spring	1
5	1017380	Bumper, Spring Return	1
6	1017424	Bearing, Pivot Support	1
7	1017696	Sub Asm, Accelerator Pedal (includes items 8 through 10)	1
8	1013871	Pad, Accelerator Pedal	1
9	N/A	Accelerator Pedal Weldment	1
10	7716	Screw, #10-16 Type AB, Sheet Metal	4
11	101796201	Spring, Accelerator Return	1
12	101817401	Retainer, Spring	1
13	101818801	Stud, 1/4-28 X 1.35 Ball	1
14	101861901	Screw, 1/4-20 X 1.125 Hex Cap	4
15	102026001	Kit, Accelerator Pivot Rod Assembly (includes items 16 through 18)	1
16	1011700	Spacer Assembly (includes item 17)	1
17	101919801	Spacer, Accelerator	1
18	N/A	Pivot Rod Weldment	1
19	1241	Washer, 5/16 Type A Flat	1
20	1624	Screw, 3/8-16 X 1.50 Hex-Head Cap	1
21	334	Washer, 3/8 Type A Flat	2
22	7473	Locknut, 5/16-18 Nylon Insert	1
23	8233	Locknut, 1/4-20 Nylon Insert	4
24	8717	Locknut, 1/4-28 Nylon Insert	1
25	8754	Locknut, 3/8-16 Hex	2

4
G
E

4
G
E



000188-004

ACCELERATOR PEDAL ASSEMBLY – ELECTRIC VEHICLES WITH MCOR

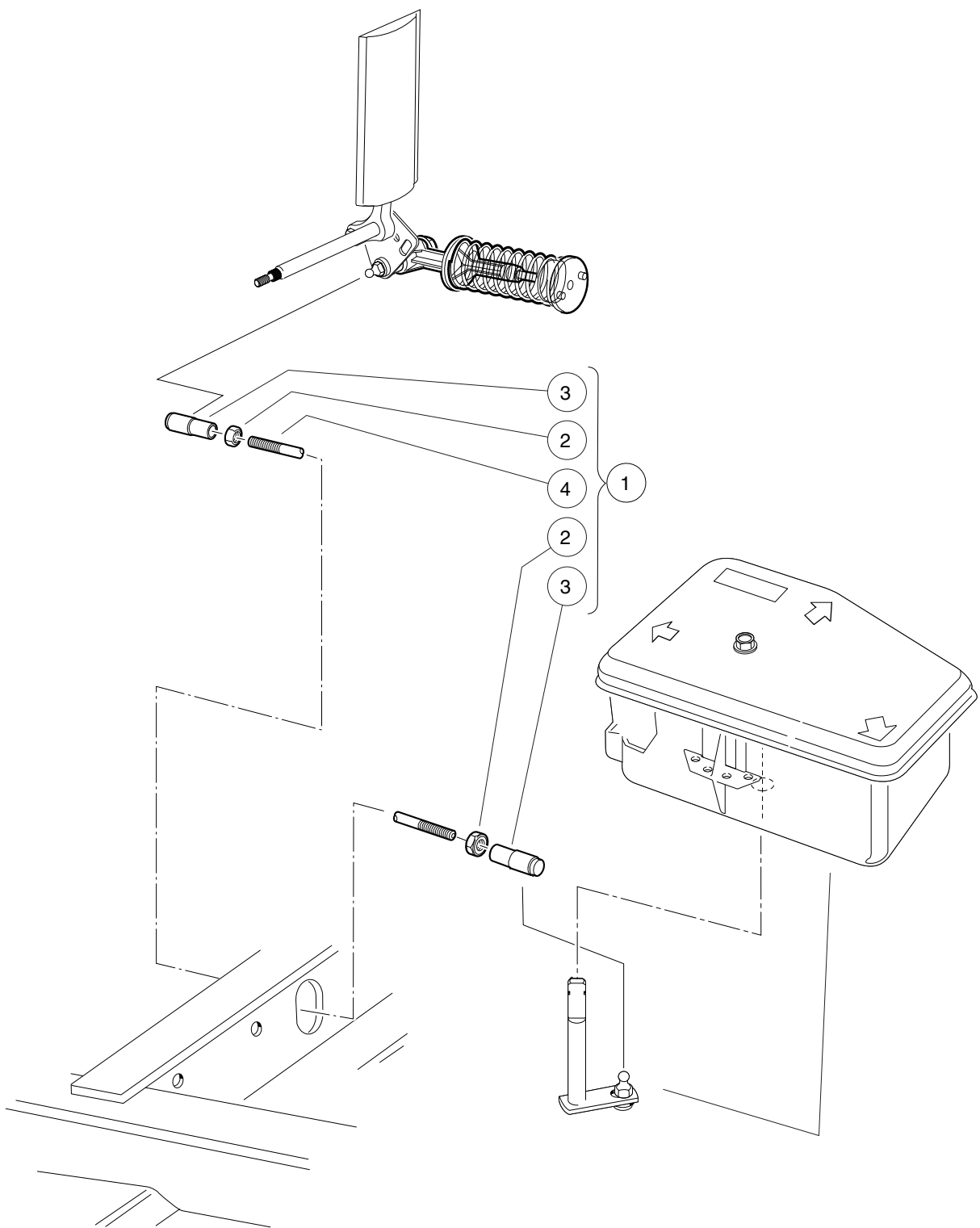
ITEM	PART NO.	DESCRIPTION	QTY
		1 2 3 4	
1	1011694	Accelerator Bracket and Bearing Assembly	2
2	1011931	Washer, 1/4 Flat	1
3	1014007	Washer, 1/4 Flat	4
4	1017378	Cup, Spring	1
5	1017380	Bumper, Spring Return	1
6	1017424	Bearing, Pivot Support	1
7	1017696	Sub Asm, Accelerator Pedal (includes items 8 through 10)	1
8	1013871	Pad, Accelerator Pedal	1
9	N/A	Accelerator Pedal Weldment	1
10	7716	Screw, #10-16 Type AB, Sheet Metal	4
11	101796201	Spring, Accelerator Return	1
12	101817401	Retainer, Spring	1
13	101861901	Screw, 1/4-20 X 1.125 Hex Cap	4
14	101862001	Screw, 1/4-20 X 1.500 Flange	1
15	102026001	Kit, Accelerator Pivot Rod Assembly (includes items 16 through 18)	1
16	1011700	Spacer Assembly (includes item 17)	1
17	101919801	Spacer, Accelerator	1
18	N/A	Pivot Rod Weldment	1
19	1241	Washer, 5/16 Type A Flat	1
20	1624	Screw, 3/8-16 X 1.50 Hex-Head Cap	1
21	334	Washer, 3/8 Type A Flat	2
22	7473	Locknut, 5/16-18 Nylon Insert	1
23	8233	Locknut, 1/4-20 Nylon Insert	4
24	8717	Locknut, 1/4-28 Nylon Insert	1
25	8754	Locknut, 3/8-16 Hex	2

4
G
E

4

G

E



000362-001

ACCELERATOR ROD – GASOLINE VEHICLES

ITEM	PART NO.	DESCRIPTION	QTY
		1 2 3 4	
1	101912401	Rod, Accelerator (includes items 2 through 4)	1
2	1011084	Nut, 1/4-28 Hex Jam	2
3	1011734	Joint, Ball	2
4	N/A	Accelerator Rod	1

4
G
E

4

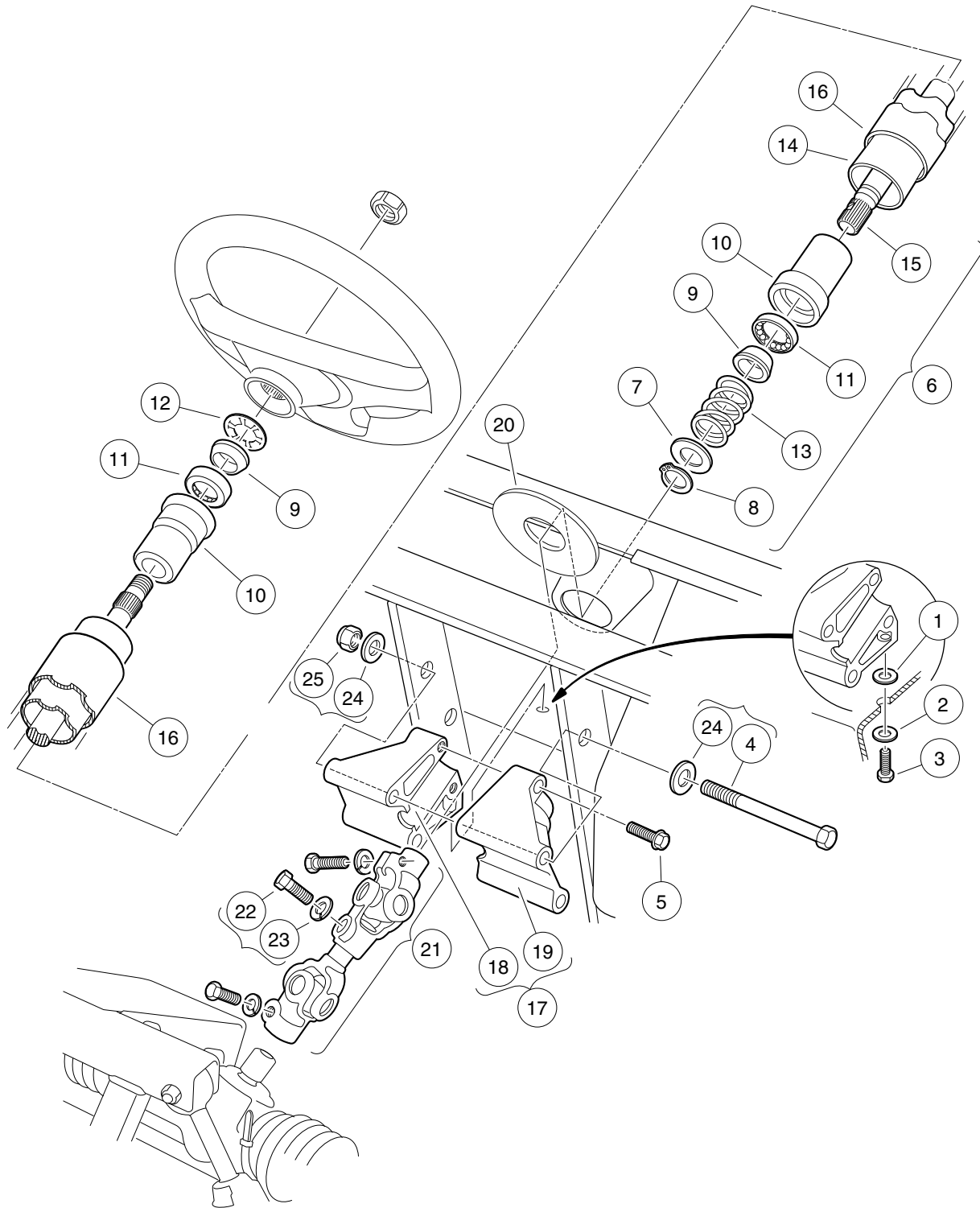
G

E

STEERING AND SUSPENSION

5
G
E

5
G
E



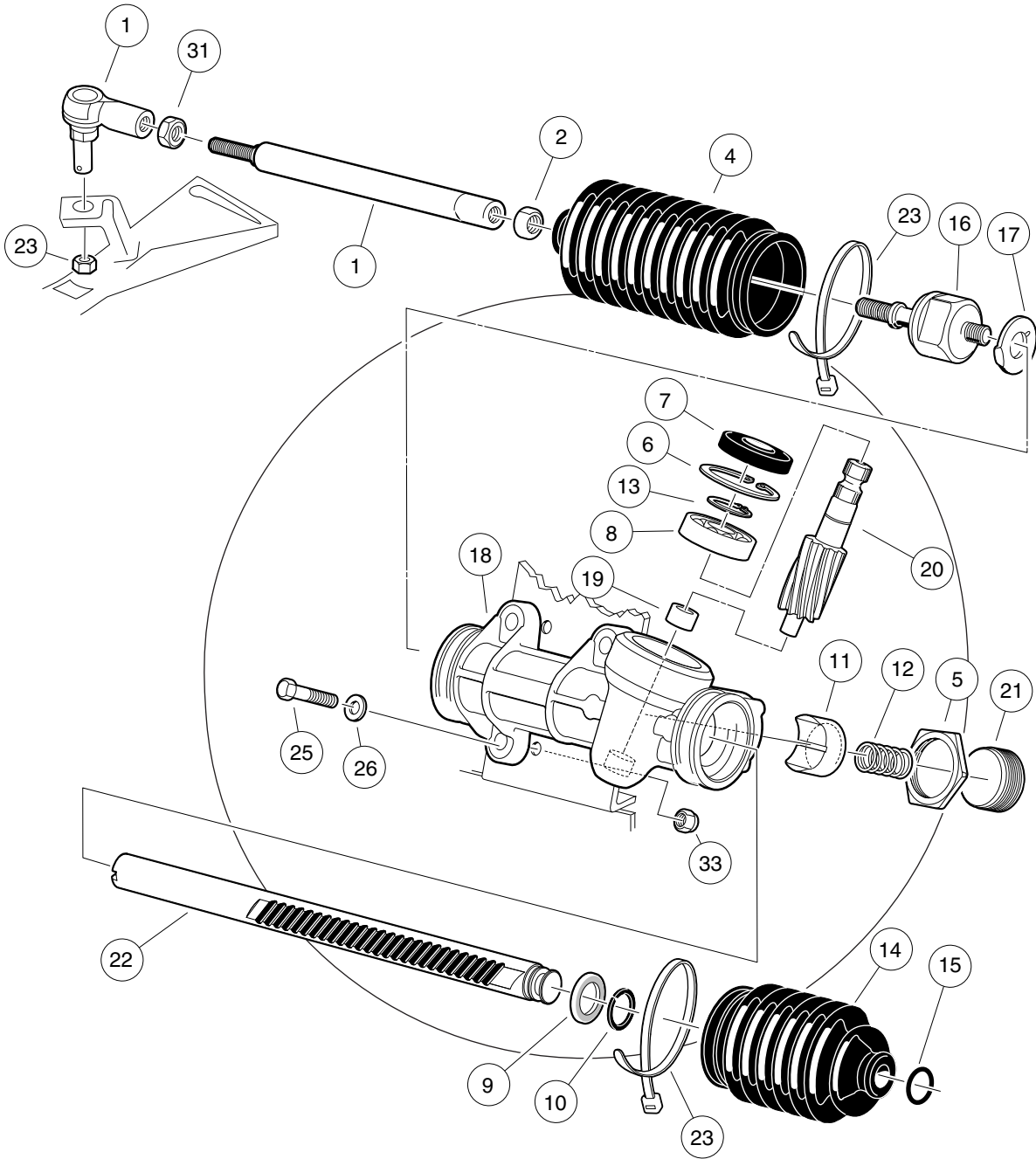
000247-001

STEERING COLUMN

ITEM	PART NO.	DESCRIPTION	QTY
		1 2 3 4	
1	1011578	Washer, 5/16 Type B Flat	1
2	1011697	Washer, 5/16 Flat	1
3	1014288	Screw, 5/16-18 X 0.75 Thread-Forming	1
4	1016183	Screw, 3/8-16 X 7.00 Hex Cap	2
5	1016269	Screw, 5/16-18 Thrd Forming	2
6	1017313	Steering Shaft Assembly (includes items 7 through 15)	1
7	1012604	Washer, 0.675 ID X 1.19 OD	1
8	1012605	Ring, 0.579 Internal Retaining	1
9	1014125	Wedge, Molded	2
10	1014126	Seat, Plastic Bearing	2
11	1014213	Bearing, Ball	2
12	1014214	Ring, Retaining	1
13	1014217	Spring, Steering Shaft	1
14	1017314	Column, Aluminum Steering	1
15	1017315	Shaft Steering Column	1
16	1017317	Tube Cover, Steering Column	1
17	101984801	Kit, Steering Column Mounting Bracket (includes items 18 and 19)	1
18	N/A	Bracket, RH Steering Column Mount	1
19	N/A	Bracket, LH Steering column mount	1
20	102278001	Boot, Steering Column Round	1
21	103601601	Shaft, Intermediate Steering (includes items 22 and 23)	1
22	1017226	Bolt, Hex-Head, 8mm X 1.25 - 30	3
23	7174	Lockwasher, 5/16 Split	3
24	334	Washer, 3/8 Type A Flat	4
25	8754	Locknut, 3/8-16 Hex	2

5
G
E

5
G
E

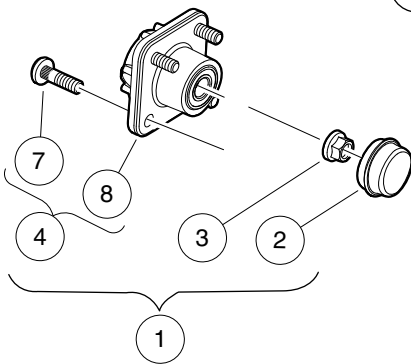
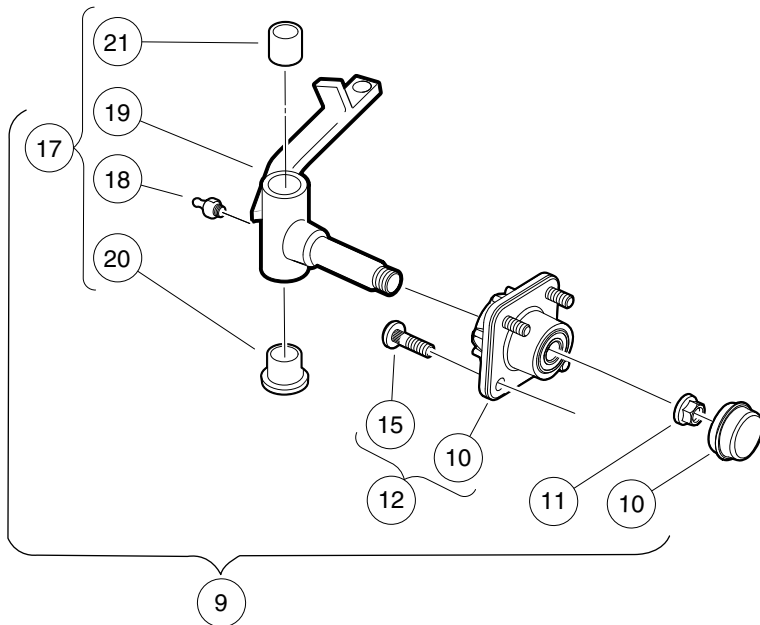
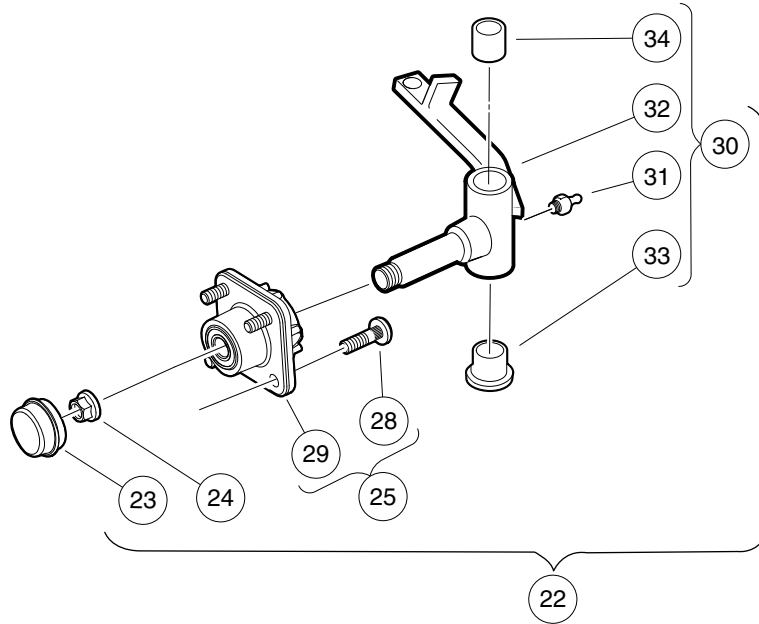


000189-001

STEERING GEAR ASSEMBLY

ITEM	PART NO.	DESCRIPTION	QTY	5
		1 2 3 4		G
1	1012467	Link, Rack and Pinion Drag	1	E
2	1013042	Nut, 12mm Hex	1	
3	101878302	Steering Gear Assembly (without yoke) (includes items 4 through 23)	1	
4	1013035	Bellows, Long	1	
5	1013044	Rack Screw Locknut	1	
6	1013051	Snap Ring	1	
7	1013052	Seal, Steering Pinion Dust	1	
8	101879401	Bearing, Ball	1	
9	101879501	Stop Washer	1	
10	101879601	Stop Ring, C-Type	1	
11	101879701	Support Yoke	1	
12	101879801	Rack Guide Pressure Spring	1	
13	101879901	Ring, Stop, C-Type	1	
14	101880001	Bellows, Short	1	
15	101880101	Dust Seal Retaining Ring	1	
16	101880201	Inner Ball Joint Asm	1	
17	101880301	Washer, Tab	1	
18	N/A	Box, Steering Gear	1	
19	N/A	Bearing, Lower Pinion	1	
20	N/A	Pinion, Steering	1	
21	N/A	Screw, Rack Guide	1	
22	N/A	Rack, Steering	1	
23	8990	Tie Wrap, 8" Nylon	2	
24	1035	Cotter Pin, 3/32 x 1	1	
25	1624	Screw, 3/8-16 X 1.50 Hex-Head Cap	3	
26	334	Washer, 3/8 Type A Flat	3	
27	7540	Ball Joint, Left (includes items 28 through 31)	1	
28	1011895	Socket, LH Vertical	1	
29	1011930	Seal, Vertical Socket Dust	1	
30	1015597	Fitting, 1/4-28 Thread-Forming Grease	1	
31	7602	Nut, 3/8-24 UNF Hex	1	
32	7555	Nut, 1/2-20 Hex, Left-Hand Thread	1	
33	8754	Locknut, 3/8-16 Hex	3	

5
G
E



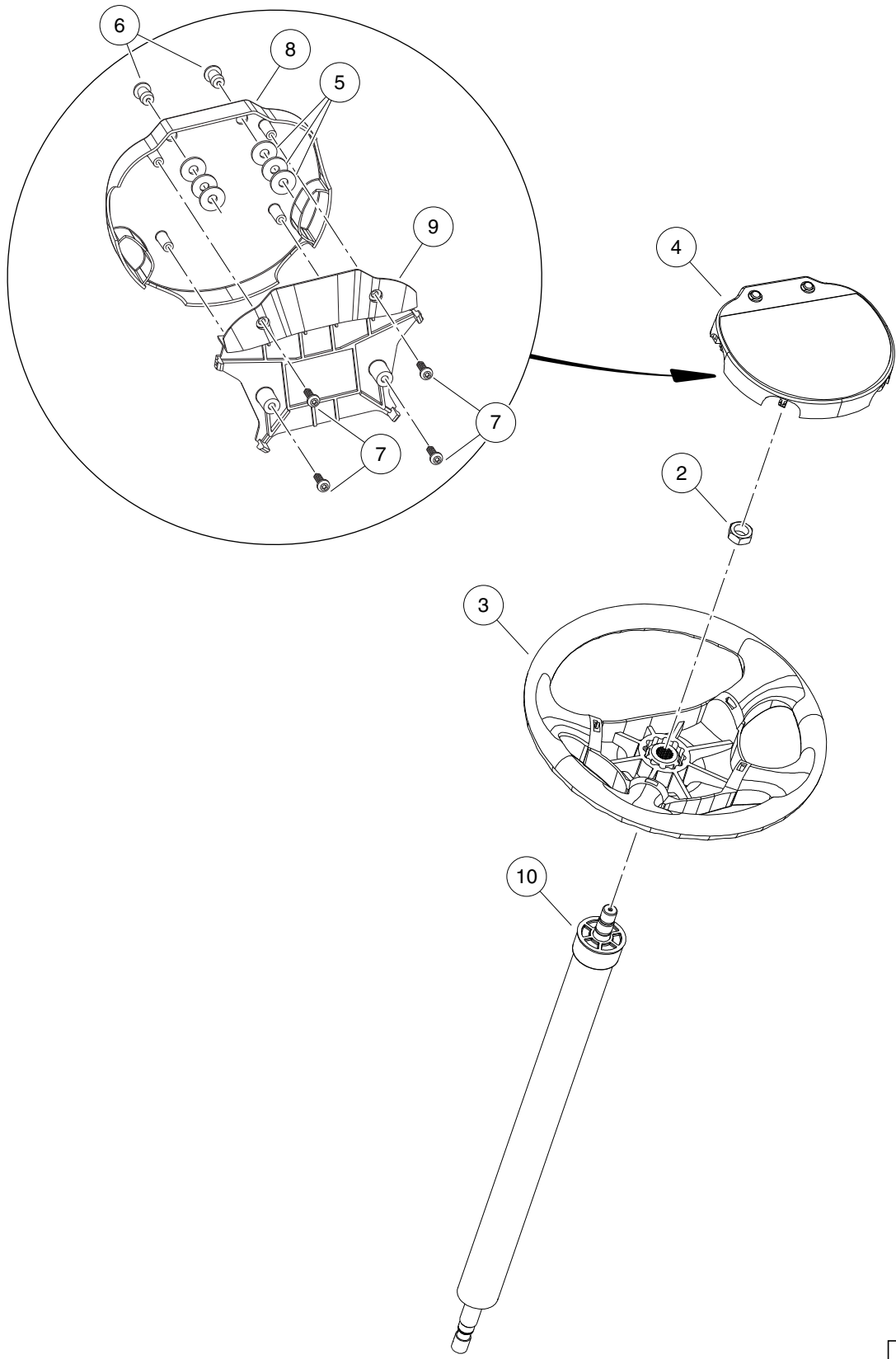
000301-002

FRONT SPINDLES AND HUBS

ITEM	PART NO.	DESCRIPTION	QTY
		1 2 3 4	
1	N/A	Replacement Kit, Front Hub (includes items 2 through 4)	2
2	102353201	Cap, Front Hub	1
3	102353301	Hex Nut, Locking Flange, M14x2	1
4	N/A	Asm, Front Hub, Bb, Long Stud (includes items 5 through 8)	1
5	N/A	Bearing, Ball, 6204	2
6	N/A	Spacer, Bearing, Front Hub, Pm	1
7	103477901	Lug Stud, 1/2-20 Unf, 4037	4
8	N/A	Front Hub, Ball Brg, Long Stud	1
9	N/A	Asm, Hub And Spindle, Left-Hand Ext (includes items 10 through 15)	1
10	102352801	Front Hub Assembly, Ball Bearing (includes items 11 and 12)	1
11	102353401	Lug Stud, 1/2-20 UNF, 4037 Stl	4
12	N/A	Hub, Front	1
13	102353201	Cap, Front Hub	1
14	102353301	Hex Nut, Locking Flange, M14x2	1
15	102354204	Asm, Spindle, LH, Ext (includes items 16 through 19)	1
16	1015597	Fitting, 1/4-28 Thread-Forming Grease	1
17	N/A	Subasm, Spindle, LH, Ext	1
18	7048	Bushing, Flanged Bronze	1
19	8067	Bushing, Bronze Spindle	1
20	N/A	Asm, Hub And Spindle, Right-Hand Ext (includes items 21 through 26)	1
21	102352801	Front Hub Assembly, Ball Bearing (includes items 22 and 23)	1
22	102353401	Lug Stud, 1/2-20 UNF, 4037 Stl	4
23	N/A	Hub, Front	1
24	102353201	Cap, Front Hub	1
25	102353301	Hex Nut, Locking Flange, M14x2	1
26	102354104	Asm, Spindle, RH, Ext (includes items 27 through 30)	1
27	1015597	Fitting, 1/4-28 Thread-Forming Grease	1
28	N/A	Subasm, Spindle, RH, Ext	1
29	7048	Bushing, Flanged Bronze	1
30	8067	Bushing, Bronze Spindle	1

5
G
E

5
G
E



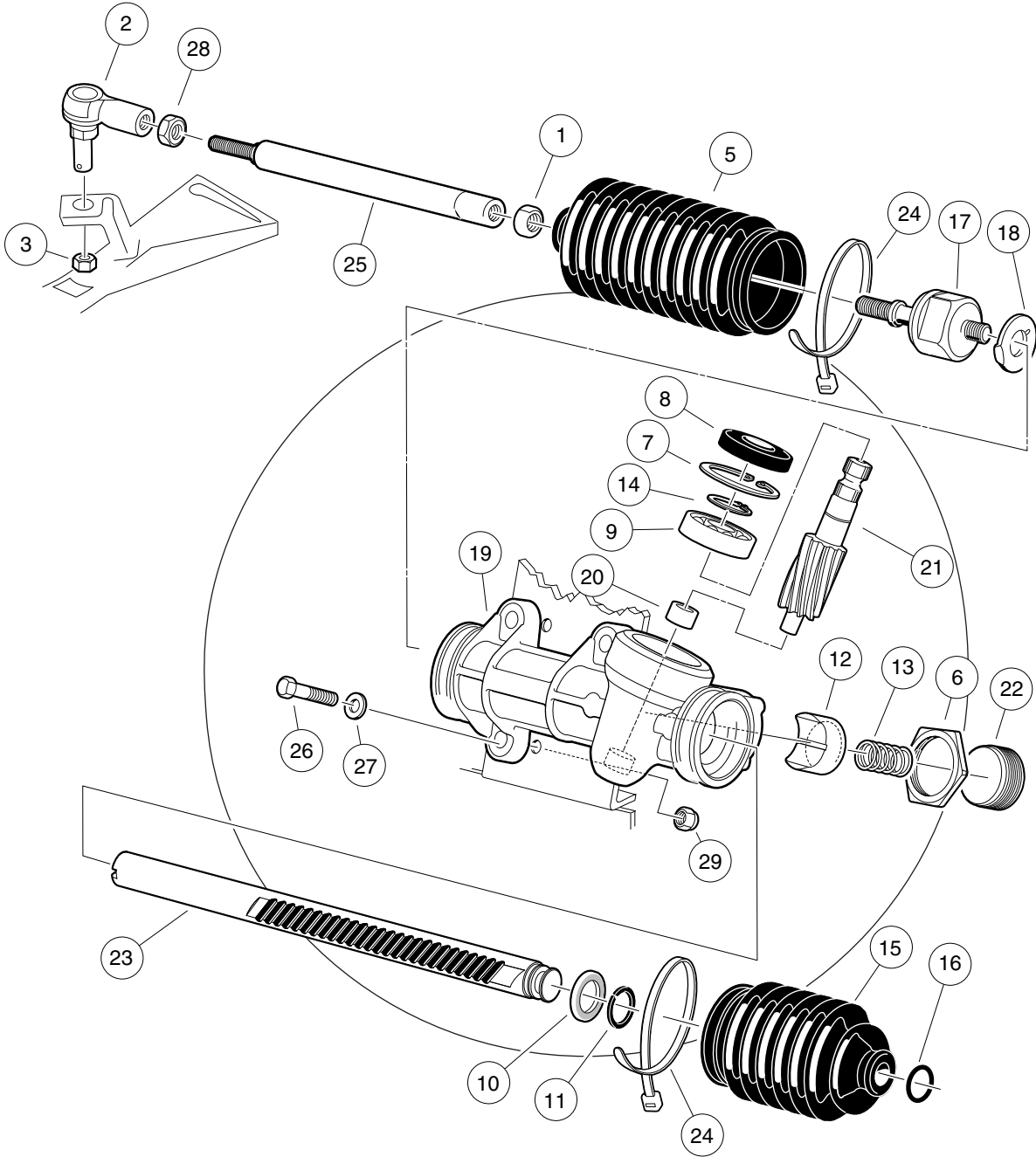
000832-001

STEERING WHEEL

ITEM	PART NO.	DESCRIPTION	QTY
		1 2 3 4	
1	N/A	Instl, Steering Wheel, Champ (includes items 2 through 10)	1
2	1017273	Nut, 5/8-18 Nylon Insert Jam	1
3	102537802	Steer Wheel, Comf/grip, Spline	1
4	102540802	Center, Plate, Steering Wheel (includes items 5 through 9)	1
5	1011697	Washer, 5/16 Flat	6
6	1016967	Blind Rivet, Push Type	2
7	102296020	Screw, Torx Pan Hd Pt, M6 X 20	4
8	N/A	Scorecard Plate, Comfort Grip	1
9	N/A	Scorecard Back Plate	1
10	103405501	Shroud, Steering Column Spline	1

5
G
E

5
G
E

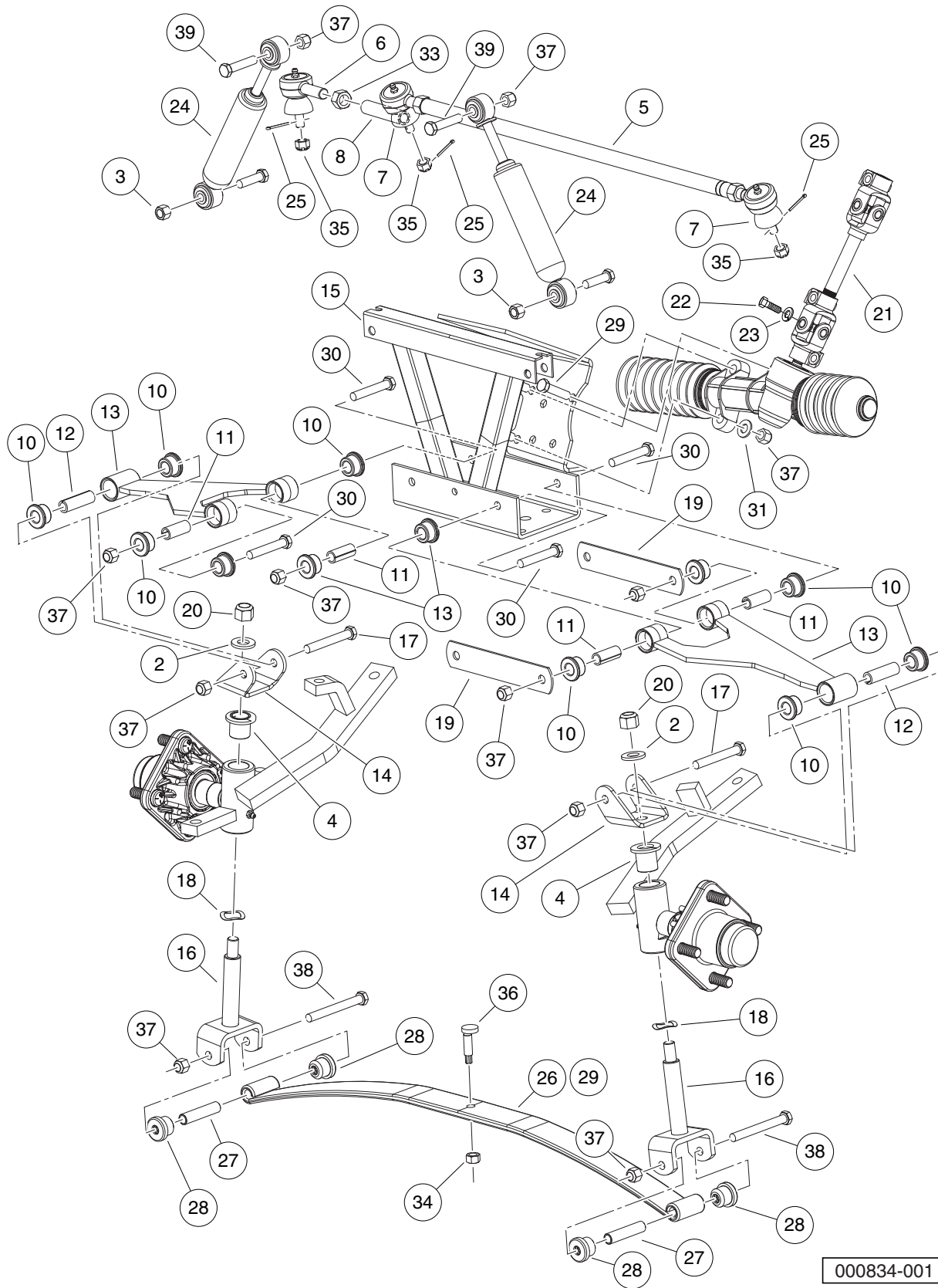


000960-001

STEERING GEAR ASSEMBLY

ITEM	PART NO.	DESCRIPTION	QTY	
		1 2 3 4		5
1	1013042	Nut, 12mm Hex	1	G
2	102022602	End, Tie Rod, M12 X 1.25, Lh	1	E
3	102289201	Nut - Hex Locking, M12 X 1.25	3	
4	103601501	Asm, Steering Rack And Pinion (includes items 5 through 24)	1	
5	1013035	Bellows, Long	1	
6	1013044	Rack Screw Locknut	1	
7	1013051	Snap Ring	1	
8	1013052	Seal, Steering Pinion Dust	1	
9	101879401	Bearing, Ball	1	
10	101879501	Stop Washer	1	
11	101879601	Stop Ring, C-Type	1	
12	101879701	Support Yoke	1	
13	101879801	Rack Guide Pressure Spring	1	
14	101879901	Ring, Stop, C-Type	1	
15	101880001	Bellows, Short	1	
16	101880101	Dust Seal Retaining Ring	1	
17	101880201	Inner Ball Joint Asm	1	
18	101880301	Washer, Tab	1	
19	N/A	Box, Steering Gear	1	
20	N/A	Bearing, Lower Pinion	1	
21	N/A	Pinion, Steering	1	
22	N/A	Screw, Rack Guide	1	
23	N/A	Rack, Steering	1	
24	8990	Tie Wrap, 8" Nylon	2	
25	103653401	Link, Drag, Male Thd	1	
26	1624	Screw, 3/8-16 X 1.50 Hex-Head Cap	3	
27	334	Washer, 3/8 Type A Flat	3	
28	7555	Nut, 1/2-20 Hex, Left-Hand Thread	1	
29	8754	Locknut, 3/8-16 Hex	3	

5
G
E



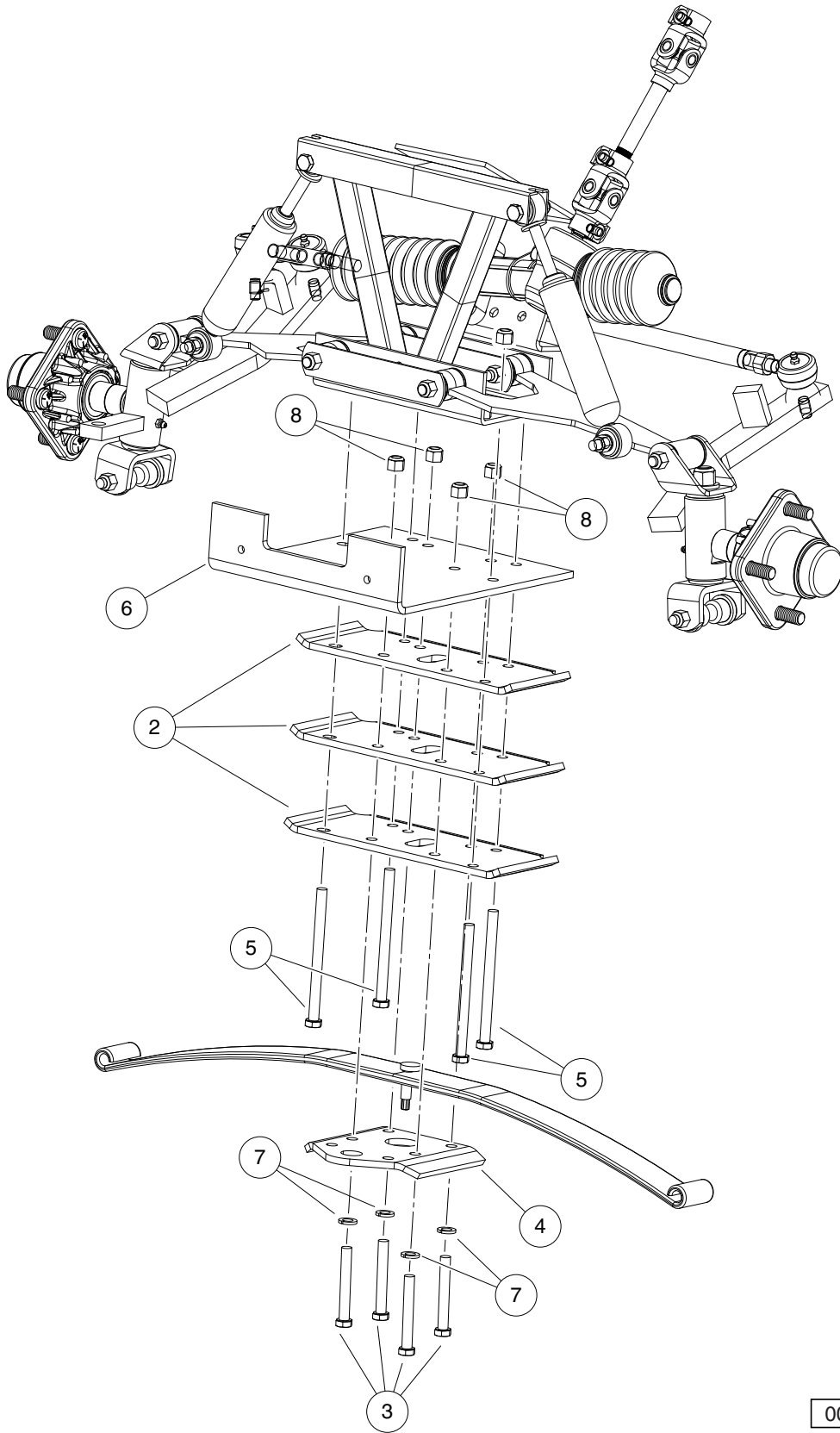
000834-001

FRONT SUSPENSION, UPPER

ITEM	PART NO.	DESCRIPTION	QTY
		1 2 3 4	
1	N/A	Subasm Front Susp, Xrt (includes items 2 through 39)	1
2	1010028	Washer, 1/2 Type A Flat	2
3	1010138	Locknut, 3/8-16 Dimpled	2
4	1010150	Bearing, Thrust	2
5	N/A	Tie Rod Assembly	1
6	1011895	Socket, LH Vertical	1
7	1011930	Seal, Vertical Socket Dust	3
8	1012467	Link, Rack and Pinion Drag	1
9	1016353	Sub-Assembly, Delta A-Plate (includes items 10 through 13)	2
10	1016346	Bushing, Urethane	6
11	1016349	Sleeve, Delta Inner	2
12	1016350	Sleeve, Delta Outer	1
13	1016351	Delta A-Plate	1
14	1016384	Clevis, Delta Upper	2
15	1016385	Delta Shock and Gear Support Assembly	1
16	1016386	King Pin Assembly	2
17	1016387	Screw, 3/8-16 X 2.75 Hx Hd Cap	2
18	1016389	Washer, 1.125 Od Wave	2
19	1017266	A-Plate Strap	2
20	101903101	Locknut, 1/2-20 Nylon Insert	2
21	102004101	Joint, Steering (includes items 22 and 23)	1
22	1017226	Bolt, Hex-Head, 8mm X 1.25 - 30	3
23	7174	Lockwasher, 5/16 Split	3
24	103351001	Shock Absorber, Front, Common	2
25	1035	Cotter Pin, 3/32 x 1	3
26	103711001	Asm, Spring, Leaf, Front, Prec (includes items 27 through 29)	1
27	102288101	Sleeve - Rolled, Spring	2
28	102956201	Bushing, Urethane, Short, Prec	4
29	N/A	Spring, 1 Leaf, Front	1
30	1624	Screw, 3/8-16 X 1.50 Hex-Head Cap	3
31	2402	Screw, 3/8-16 X 2.25 Hx Hd Cap	4
32	334	Washer, 3/8 Type A Flat	3
33	706	Nut, Hex 3/8-16	1
34	7555	Nut, 1/2-20 Hex, Left-Hand Thread	1
35	7602	Nut, 3/8-24 UNF Hex	3
36	8745	Screw, Eccentric Adjustment	1
37	8754	Locknut, 3/8-16 Hex	13
38	8755	Screw, 3/8-16 X 3.375 Hex Cap	2
39	8861	Bolt, 3/8-16 X 1.75 Hex	2

5
G
E

5
G
E



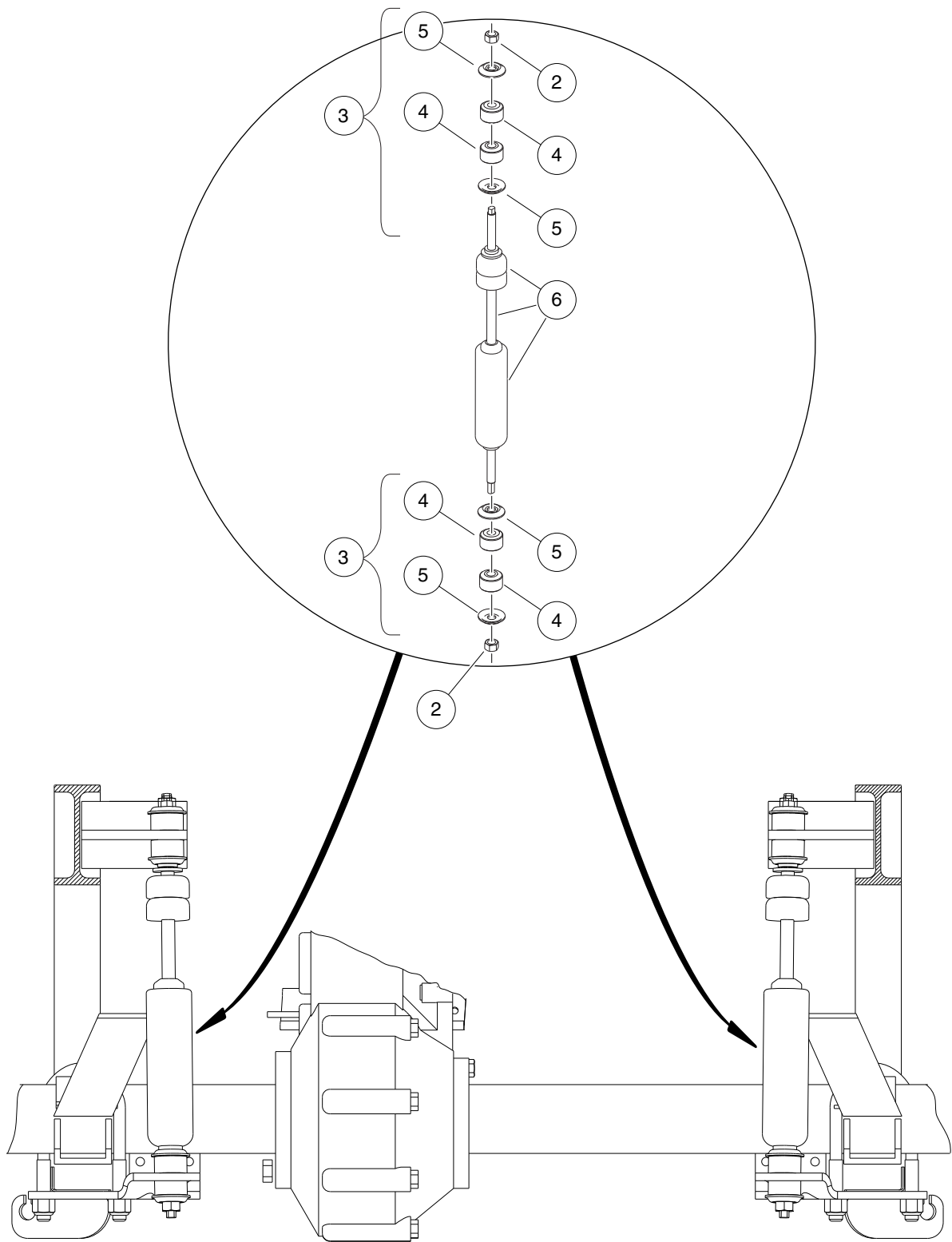
000833-001

FRONT SUSPENSION, LOWER

ITEM	PART NO.	DESCRIPTION	QTY
		1 2 3 4	
1	N/A	Asm, Front Suspension, Lifted (includes items 2 through 8)	1
2	1010124	Plate, Spring Mount	3
3	1013832	Screw, 3/8-16 X 5.00 Hex-Head Cap	4
4	1014276	Plate, Front Spring Retainer	1
5	1016387	Screw, 3/8-16 X 2.75 Hx Hd Cap	4
6	102830401	Support, Brush Guard	1
7	357	Lockwasher, 3/8 Split	4
8	8754	Locknut, 3/8-16 Hex	8

5
G
E

5
G
E



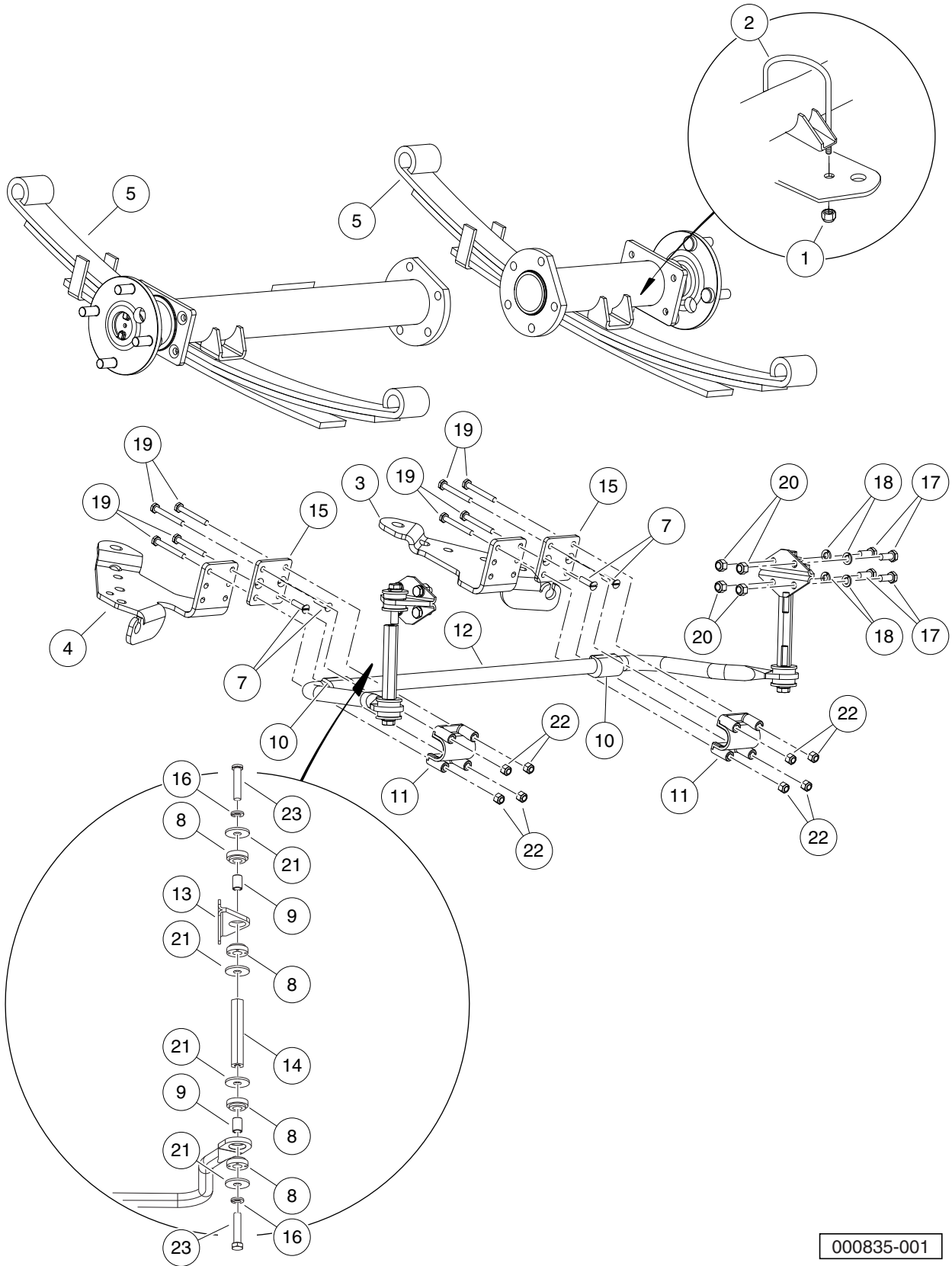
000837-001

REAR SUSPENSION – SHOCK ABSORBERS

ITEM	PART NO.	DESCRIPTION	QTY
		1 2 3 4	
1	N/A	Shock Absorber Instl (includes items 2 through 6)	1
2	1010145	Nut, 3/8-24 Hex	4
3	1011415	Kit, Shock Absorber Cushion (includes items 4 and 5)	4
4	1010142	Cushion, Shock Absorber	2
5	1010144	Retainer, Shock Absorber Cushion	2
6	103351101	Shock, Absorber, Utility	2

5
G
E

5
G
E

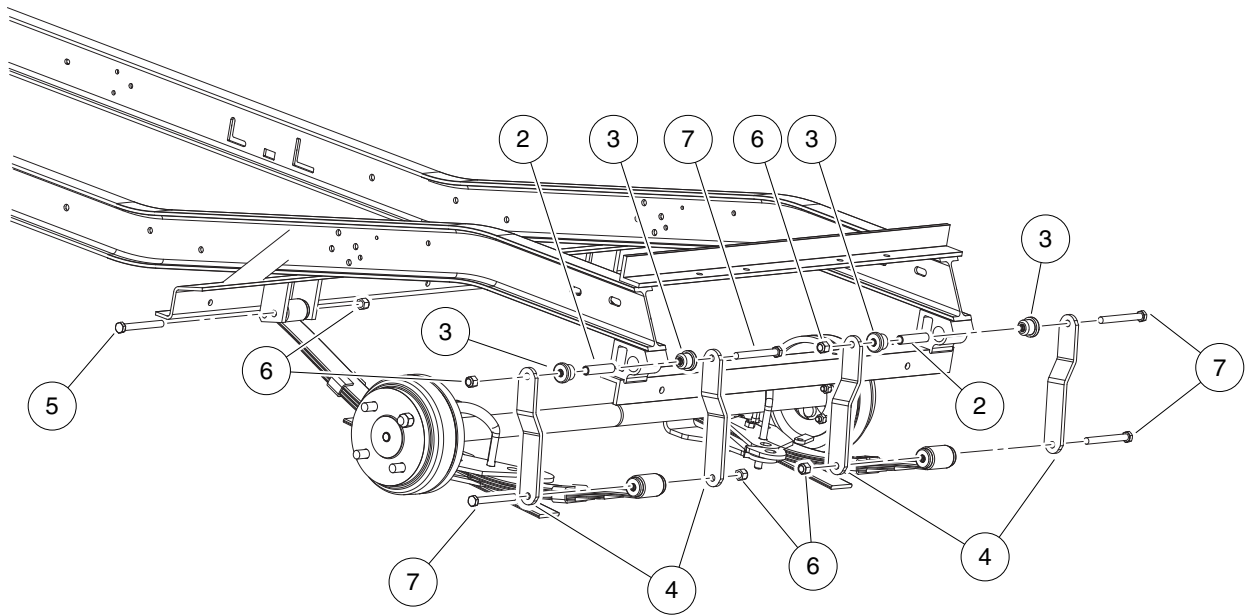


000835-001

REAR SUSPENSION AND SWAYBAR

ITEM	PART NO.	DESCRIPTION	QTY
		1 2 3 4	
1	1014555	Locknut, 7/16-14 Nylon Hex	2
2	1014902	U-Bolt	2
3	101926501	Bracket, Left-Hand	1
4	101929401	Bracket, Right	1
5	102871801	Spring, Multi Leaf	2
6	N/A	Asm, Swaybar, Rear, Lift (includes items 7 through 23)	1
7	N/A	Screw, 1/4-20 X 1.0 SI Flt Cs	4
8	1015453	Compression Mount	8
9	1015457	Spacer, 0.720"	4
10	1015613	Bushing, Stabilizer Bar	2
11	1015614	Support, Bushing	2
12	1015760	Stabilizer Bar	1
13	1016813	Mounting Bracket, Stabilizer Bar	2
14	1016814	Link, Stabilizer Bar	2
15	103364801	Bracket, Sway Bar , Lift	2
16	357	Lockwasher, 3/8 Split	4
17	7173	Screw, 5/16-18 X 0.75 Hex-Head Cap	8
18	7174	Lockwasher, 5/16 Split	8
19	7311	Screw, 1/4-20 X 2.00 Hex-Head Cap	8
20	7473	Locknut, 5/16-18 Nylon Insert	8
21	808	Washer, 3/8 Type B Flat	8
22	8233	Locknut, 1/4-20 Nylon Insert	12
23	8861	Bolt, 3/8-16 X 1.75 Hex	4

5
G
E



000836-001

REAR SUSPENSION HARDWARE

ITEM	PART NO.	DESCRIPTION	QTY
		1 2 3 4	
1	N/A	Instl, Rear Susp Hdw - Gas 252 (includes items 2 through 7)	1
2	1012303	Bushing, Steel	2
3	1015583	Bushing, Urethane	4
4	102004201	Rear Spring Shackle	4
5	102066201	Screw, 3/8-16 X 3.50 Hex Cap	2
6	8754	Locknut, 3/8-16 Hex	6
7	8755	Screw, 3/8-16 X 3.375 Hex Cap	4

5
G
E

5

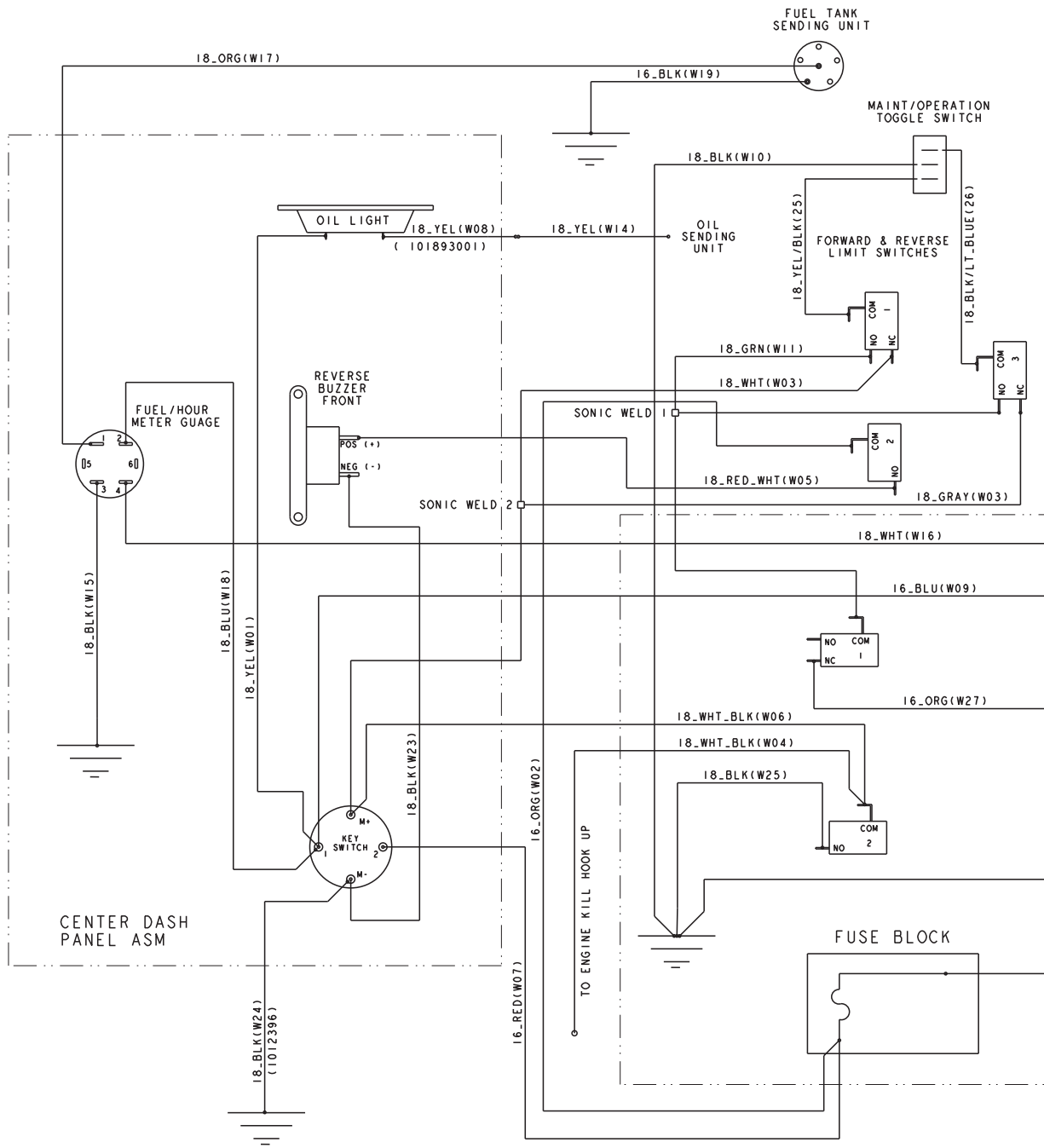
G

E

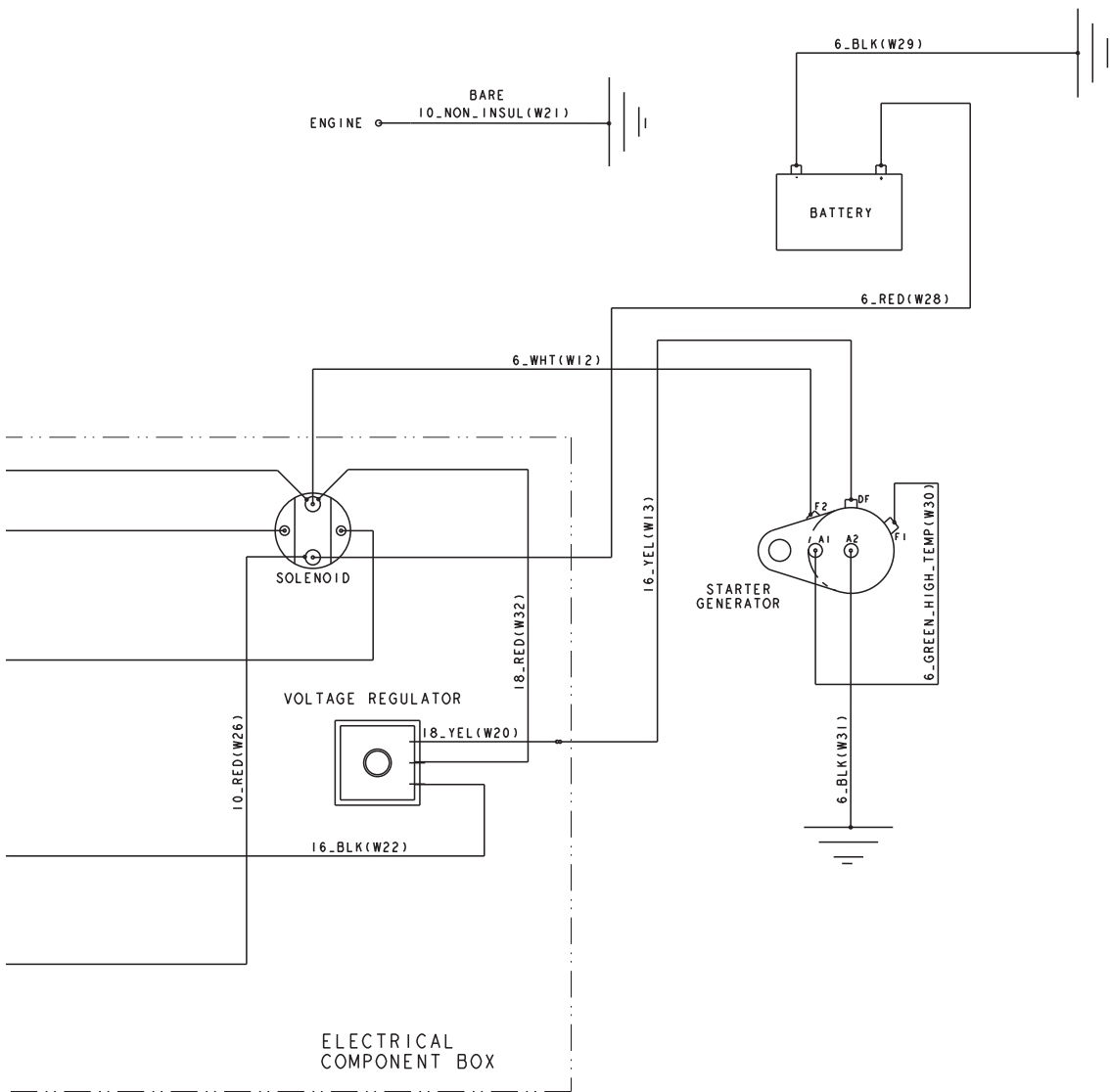
WIRING – GASOLINE VEHICLE

6

G



000604-001



000604-001

6

G

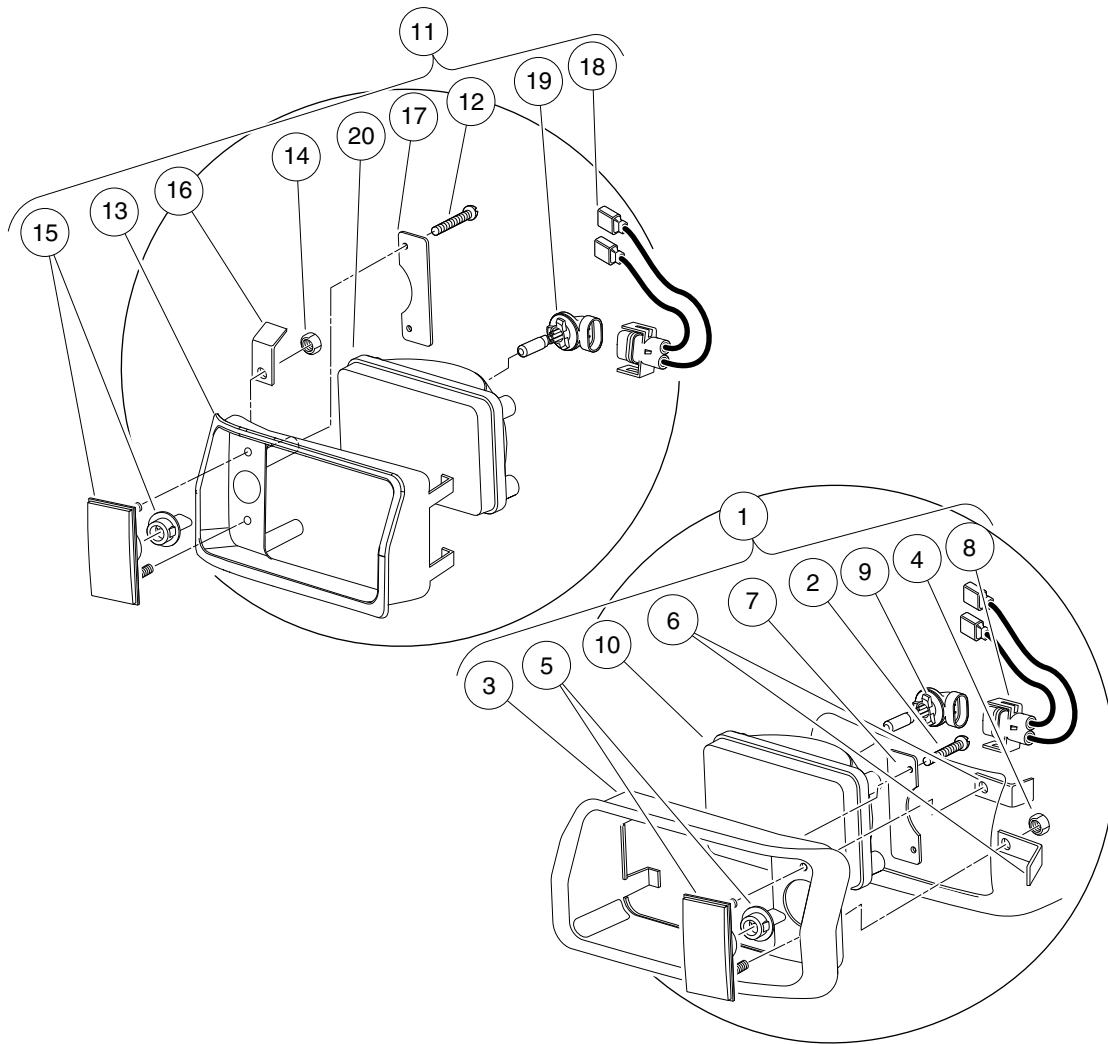
See previous two pages for illustration.

WIRING – TURF-CARRYALL 1

ITEM	PART NO.	DESCRIPTION	QTY
1	103197001	1 2 3 4 Asm, Wire Harness, CA 1, Gas	1

6

G



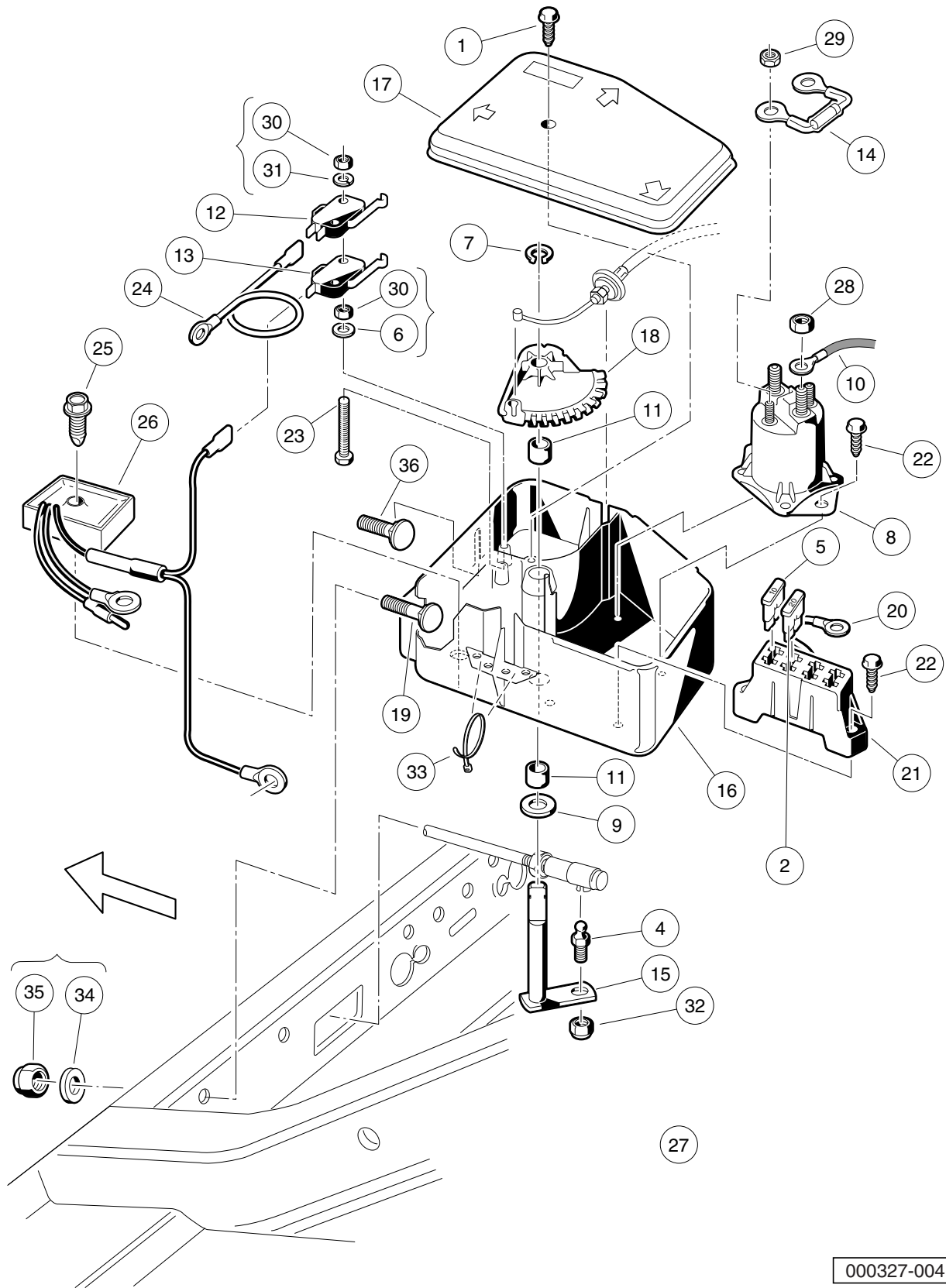
000073-001

HEADLIGHTS

ITEM	PART NO.	DESCRIPTION	QTY
		1 2 3 4	
1	101988001	Headlight Assembly, Driver-Side Single Beam (includes items 2 through 10)	1
2	1013461	Screw, #10-16 Hex-Head Hi-Lo	2
3	1016880	Headlight Bezel, Left	1
4	1017	Nut, #10-24 Stainless-Steel Hex Machine	2
5	1017062	Turn Signal Lens Assy	1
6	1017064	Mounting Bracket	2
7	1017065	Retainer, Headlight	1
8	101987901	Connector Harness Assembly, Headlight	1
9	101988101	Bulb, Headlight	1
10	101988201	Lens, Headlight	1
11	101988002	Headlight Assy, Passenger-Side Single Beam (includes items 12 through 20)	1
12	1013461	Screw, #10-16 Hex-Head Hi-Lo	2
13	1016879	Headlight Bezel, Right	1
14	1017	Nut, #10-24 Stainless-Steel Hex Machine	2
15	1017062	Turn Signal Lens Assy	1
16	1017064	Mounting Bracket	2
17	1017065	Retainer, Headlight	1
18	101987901	Connector Harness Assembly, Headlight	1
19	101988101	Bulb, Headlight	1
20	101988201	Lens, Headlight	1

6
G

6
G



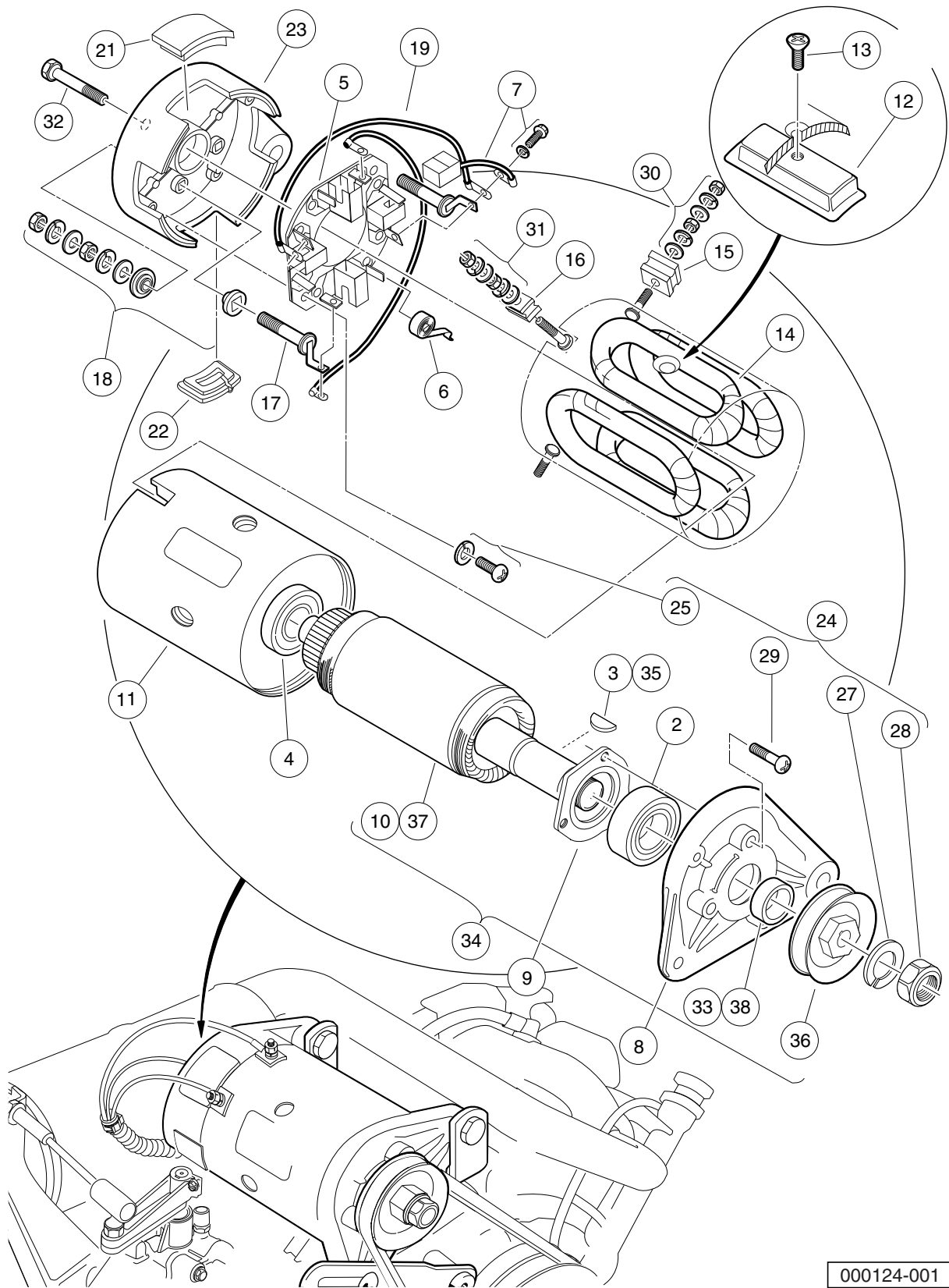
000327-004

ELECTRICAL COMPONENT BOX

ITEM	PART NO.	DESCRIPTION	QTY
		1 2 3 4	
1	1015752	Screw, #12-16 X 0.625 Hi-Lo	1
2	1016423	Fuse, 20-Amp	1
3	N/A	Asm, Electrical Component Box (includes items 4 through 33)	1
4	1010954	Stud, 1/4-28 X 0.560 Ball	1
5	1012295	Fuse, 10-Amp	1
6	1012431	Washer, #4 Flat	2
7	1013589	Ring, 0.338" Internal Retaining	1
8	1013609	Solenoid, 12-Volt	1
9	1014065	Washer, 0.38" ID Delrin Flat	1
10	1014119	Wire Assembly #6 Red	1
11	1014145	Bushing, Secondary Weight, Split	2
12	1014807	Switch, Limit	1
13	1014808	Switch, Limit	1
14	1014948	Diode	1
15	1015345	Bell Crank and Shaft Assembly	1
16	1015371	Box, Electrical Component	1
17	1015372	Cover, Electric Box	1
18	1015373	Cam, Electric Box	1
19	1015405	Bolt, Carriage, 5/16-18 X 2.0	1
20	1015737	Wire Assy, #10 Red	1
21	1015741	Fuse Block	1
22	1015752	Screw, #12-16 X 0.625 Hi-Lo	4
23	1015878	Screw, #4-40 Hex Head Machine	2
24	1016401	Wire Assy, #16 Orange	1
25	101856102	Screw, 1/4-15 X 1.50 Hi-lo Hex	1
26	102711201	Voltage Regulator	1
27	103197001	Asm, Wire Harness, CA 1, Gas	1
28	1242	Nut, 5/16-18 Hex	2
29	7893	Nut, #10-32 Hex	2
30	8057	Nut, #4-40 Hex Machine	4
31	8058	Lockwasher, #4 Split	2
32	8717	Locknut, 1/4-28 Nylon Insert	1
33	8990	Tie Wrap, 8" Nylon	2
34	1241	Washer, 5/16 Type A Flat	2
35	7473	Locknut, 5/16-18 Nylon Insert	2
36	7818	Bolt, Carriage, 5/16-18 X 1.5	1

6
G

6
G



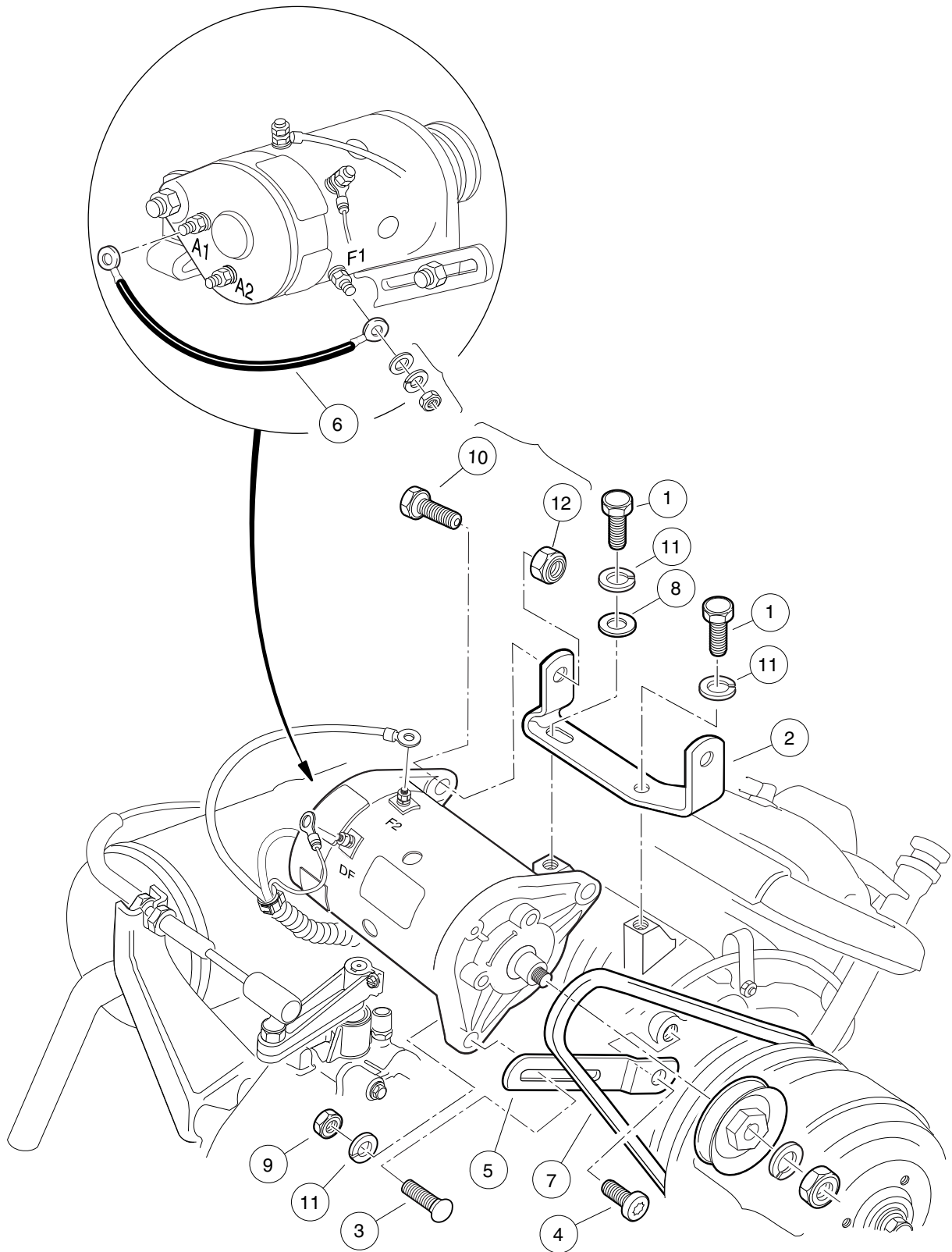
000124-001

STARTER/GENERATOR ASSEMBLY MODEL G425419 – GASOLINE VEHICLES

ITEM	PART NO.	DESCRIPTION	QTY
		1 2 3 4	
1	101833701	Starter/Generator (cw) (includes items 2 through 33)	1
2	1013001	Bearing, Output Shaft Ball	1
3	1013003	Key, Starter/Generator	1
4	1013005	Bearing, Ball	1
5	101301102	Brush Holder Assembly (cw) (includes item 6)	1
6	101878101	Brush Spring Set	4
7	101869302	Brush and Screw Set (cw)	1
8	101874901	Front Bracket	1
9	101875001	Retainer	1
10	101875101	Armature	1
11	101875201	Field Coil Housing	1
12	101875301	Pole Set	1
13	101875401	Screw Set	1
14	101875501	Field Stator Coil Assembly	1
15	101875601	F Insulator Set	2
16	101875701	DF Insulator	1
17	101875802	A Connector (cw)	1
18	101876001	Screw and Mold Assembly	2
19	101876202	Brush Connector Assembly (cw)	2
20	101876301	Cover Set (includes items 21 and 22)	1
21	1012991	Brush Inspection Port Cover	3
22	1017653	Brush Port Cover w/Drain	1
23	101876402	Rear Bracket (cw)	1
24	101876501	Nut and Screw Set (includes items 25 through 29)	1
25	101896501	Brush Holder Asm Screw	2
26	N/A	Washer, M5 Flat	1
27	N/A	Washer, M14 Lock	1
28	N/A	Nut, Hex, M14 x 2	1
29	N/A	Screw, M5 x 0.8 x 18mm	3
30	101877601	Nut and Washer Set	2
31	101877701	Nut and Washer Set	1
32	101879001	Through Bolt Set	2
33	101939901	Spacer	1
34	101875102	Armature Asm Conversion Kit (includes items 35 through 38)	1
35	1013003	Key, Starter/Generator	1
36	1014289	Pulley, Starter/Generator	1
37	101875101	Armature	1
38	101939901	Spacer	1
		Note: Item 36 will ONLY fit Model G425419 Starter/Generator.	

6
G

6
G



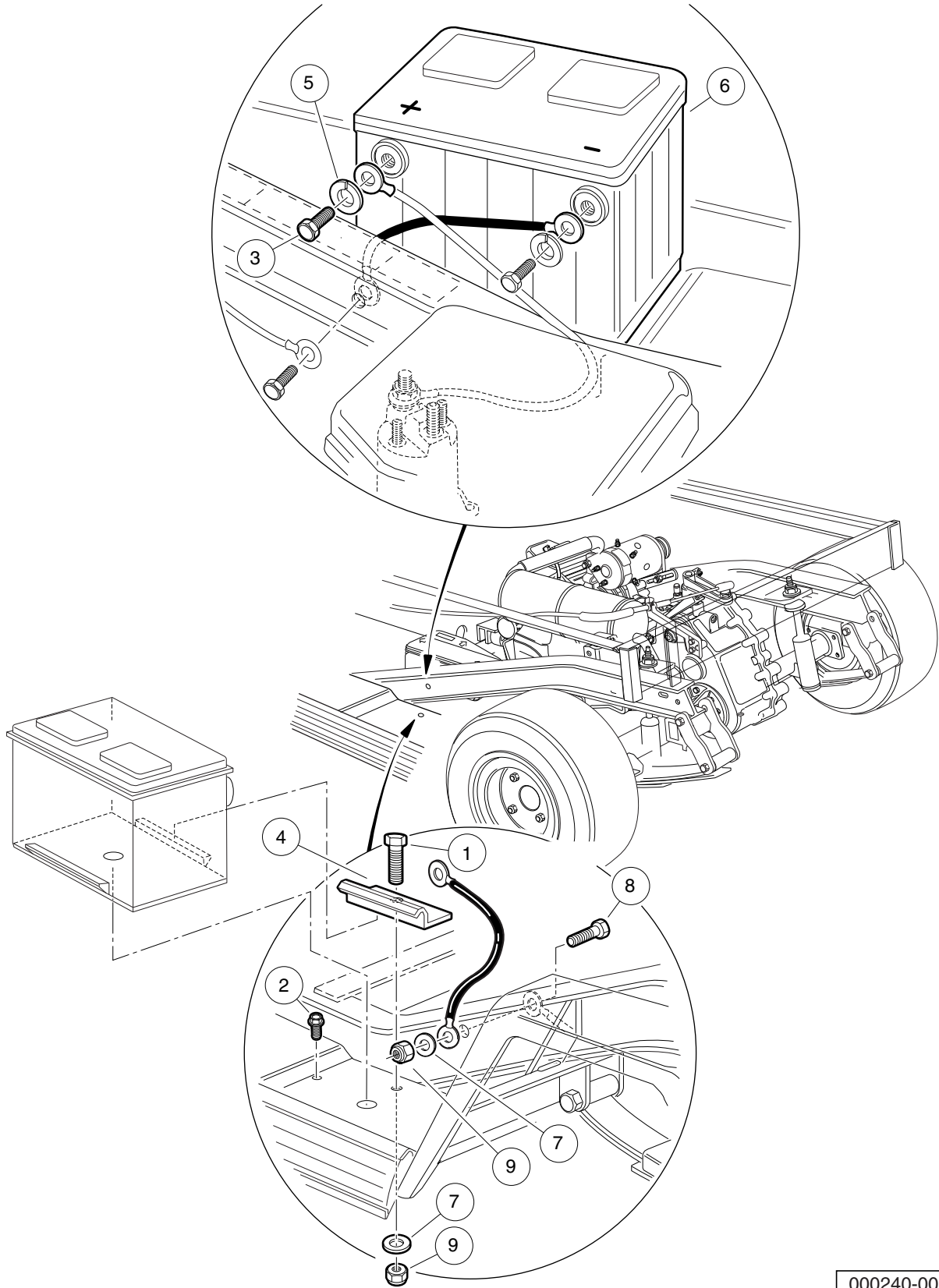
000239-001

FE350 STARTER/GENERATOR MOUNTING – GASOLINE VEHICLES

ITEM	PART NO.	DESCRIPTION	QTY
		1 2 3 4	
1	1012830	Screw, M8-125 X 22 Hex-Head	2
2	101524002	Bracket, Starter/Generator Mounting	1
3	1015932	Bolt, Carriage, 5/16-18	1
4	1016074	Screw, M8-1.25 X 18mm Torx	1
5	1016883	Bracket, Starter/Generator Adjustment	1
6	101837301	Wire Assy, #6 Green	1
7	101916701	V-Belt	1
8	1241	Washer, 5/16 Type A Flat	1
9	1242	Nut, 5/16-18 Hex	1
10	705	Screw, Cap-hex Hd 3/8-16x1.25	2
11	7174	Lockwasher, 5/16 Split	3
12	8754	Locknut, 3/8-16 Hex	2

6
G

6
G



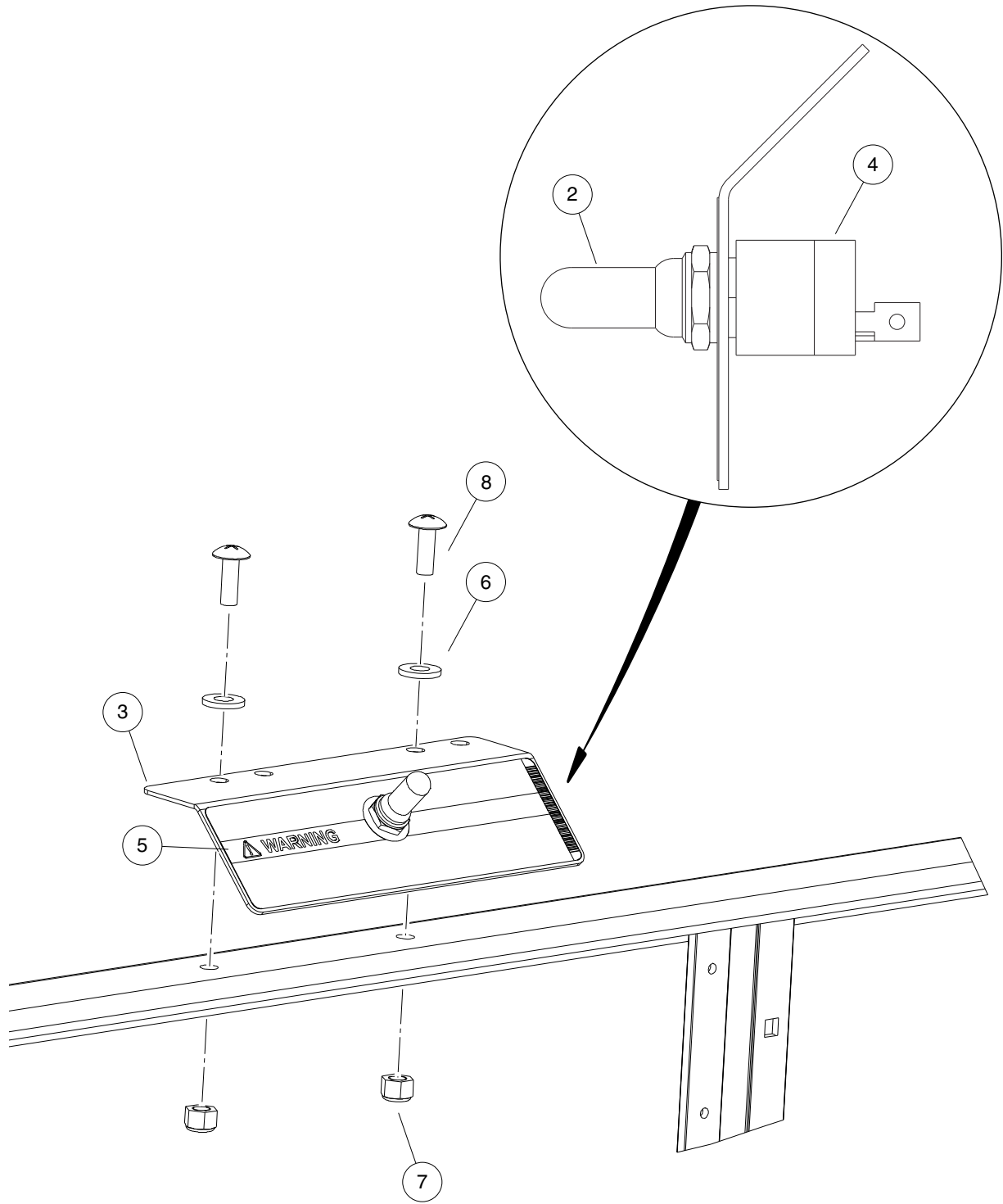
000240-001

BATTERY – GASOLINE VEHICLE

ITEM	PART NO.	DESCRIPTION	QTY
		1 2 3 4	
1	1010934	Screw, 5/16-18 X 1.00 Hex Cap	1
2	1014288	Screw, 5/16-18 X 0.75 Thread-Forming	1
3	1014375	Screw, 3/8-16 X 0.50 Stainless Steel Hex-Head	2
4	101898001	Clamp, Battery	1
5	102355301	Lockwasher, #10 Split Ss	2
6	N/A	Battery, Start, 12v	1
7	1241	Washer, 5/16 Type A Flat	2
8	7173	Screw, 5/16-18 X 0.75 Hex-Head Cap	1
9	7473	Locknut, 5/16-18 Nylon Insert	2

6
G

6
G



000755-001

OPERATION AND MAINTENANCE SWITCH

ITEM	PART NO.	DESCRIPTION	QTY
		1 2 3 4	
1	N/A	Switch, Operation/Maintenance (includes items 2 through 5)	1
2	101908401	Boot, Switch	1
3	101922501	Bracket, Tow/Run Switch Mounting	1
4	103198401	Switch, Toggle, SPDT	1
5	103205501	Decal, Run/Service Switch	1
6	332	Washer, 1/4 Type A Narrow Flat	2
7	8233	Locknut, 1/4-20 Nylon Insert	2
8	8248	Screw, 1/4-20 X 0.75 Truss-Head Machine	2

6
G

6

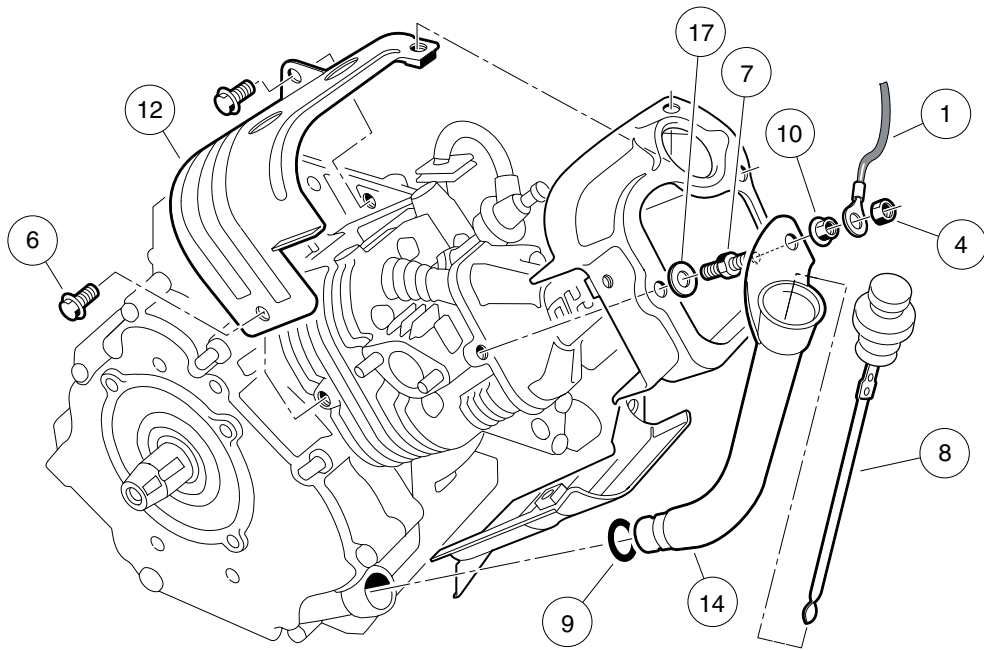
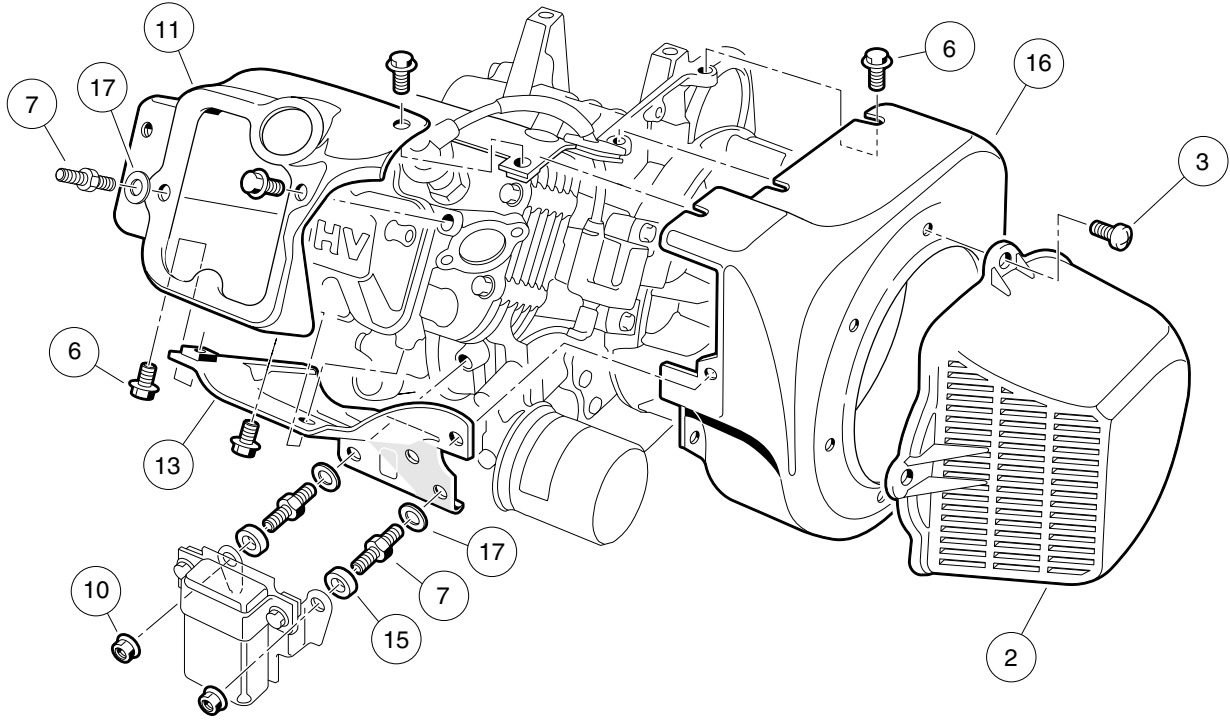
G

AS11 FE350 ENGINE

7

G

7
G



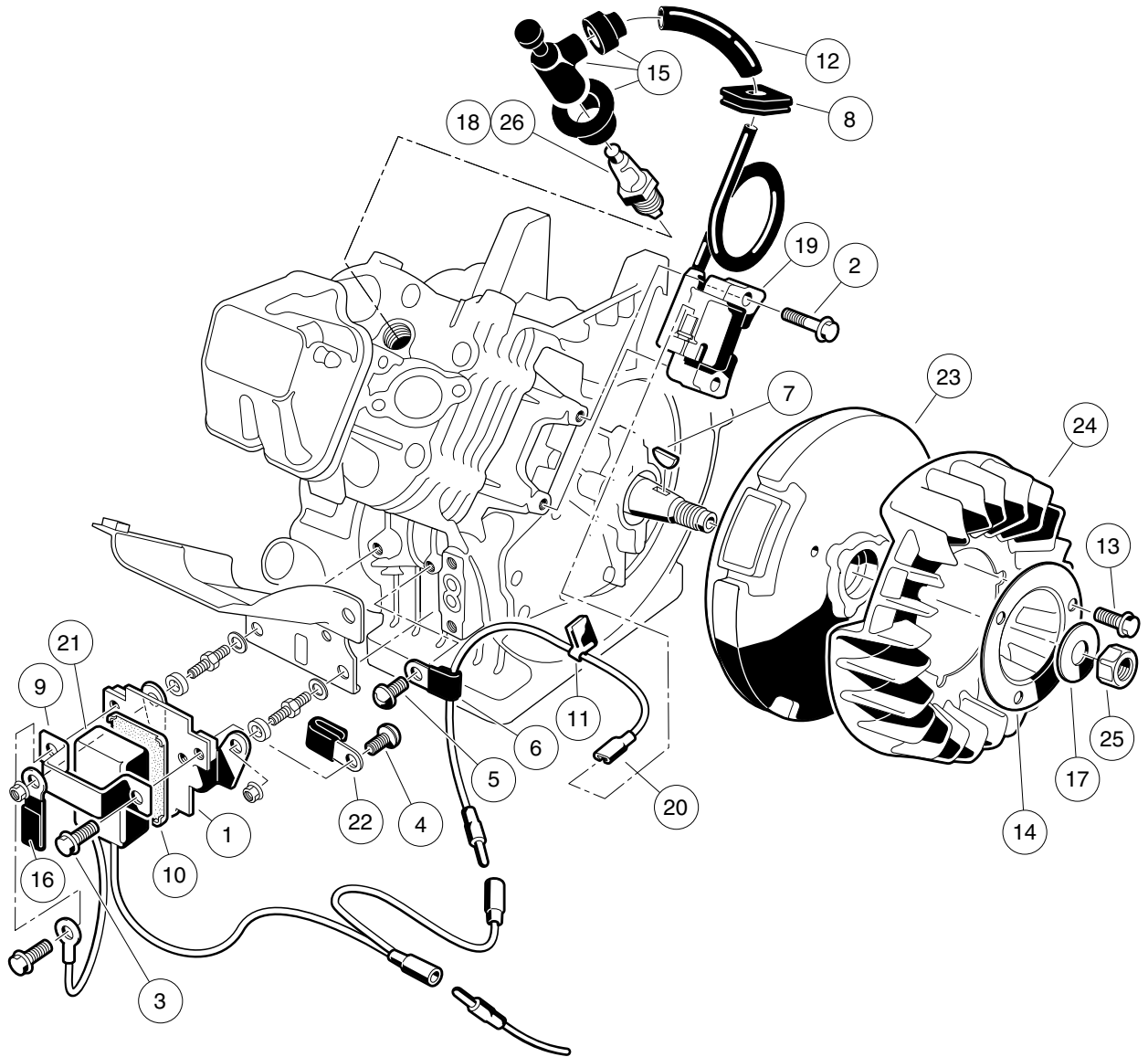
000201-001

AS11 FE350 ENGINE WITHOUT ACR (AUTOMATIC COMPRESSION RELEASE) – SHROUDS AND BRACKETS

ITEM	PART NO.	DESCRIPTION	QTY
		1 2 3 4	
1	1015332	Wire Assembly, #10, Uninsulated	1
2	1015649	Shroud, Fan	1
3	1015969	Screw, M6-1.00 X 10mm Pan Hd	4
4	101887601	Locknut, M6-1.00 Nylon Insert	1
5	101953802	Engine, FE350 (cw) without ACR * (includes items 6 through 17)	1
6	1016456	Bolt, Flange Head, M6 x 1 x 12 mm	14
7	1016507	Bolt, Two-Ended	3
8	1016531	Dipstick	1
9	1016539	O-Ring	1
10	1016547	Nut, M6 Flange	3
11	1017474	Shroud, Engine	1
12	1017475	Shroud, Engine	1
13	1017476	Shroud, Engine	1
14	1017486	Tube, Oil Filler	1
15	1017500	Spacer 6.50 X 12 X 5.5	2
16	101916101	Housing, FE350 Fan	1
17	N/A	Washer, 6mm Flat	3
* Note: FE350 engine component listings span several pages.			

7

G

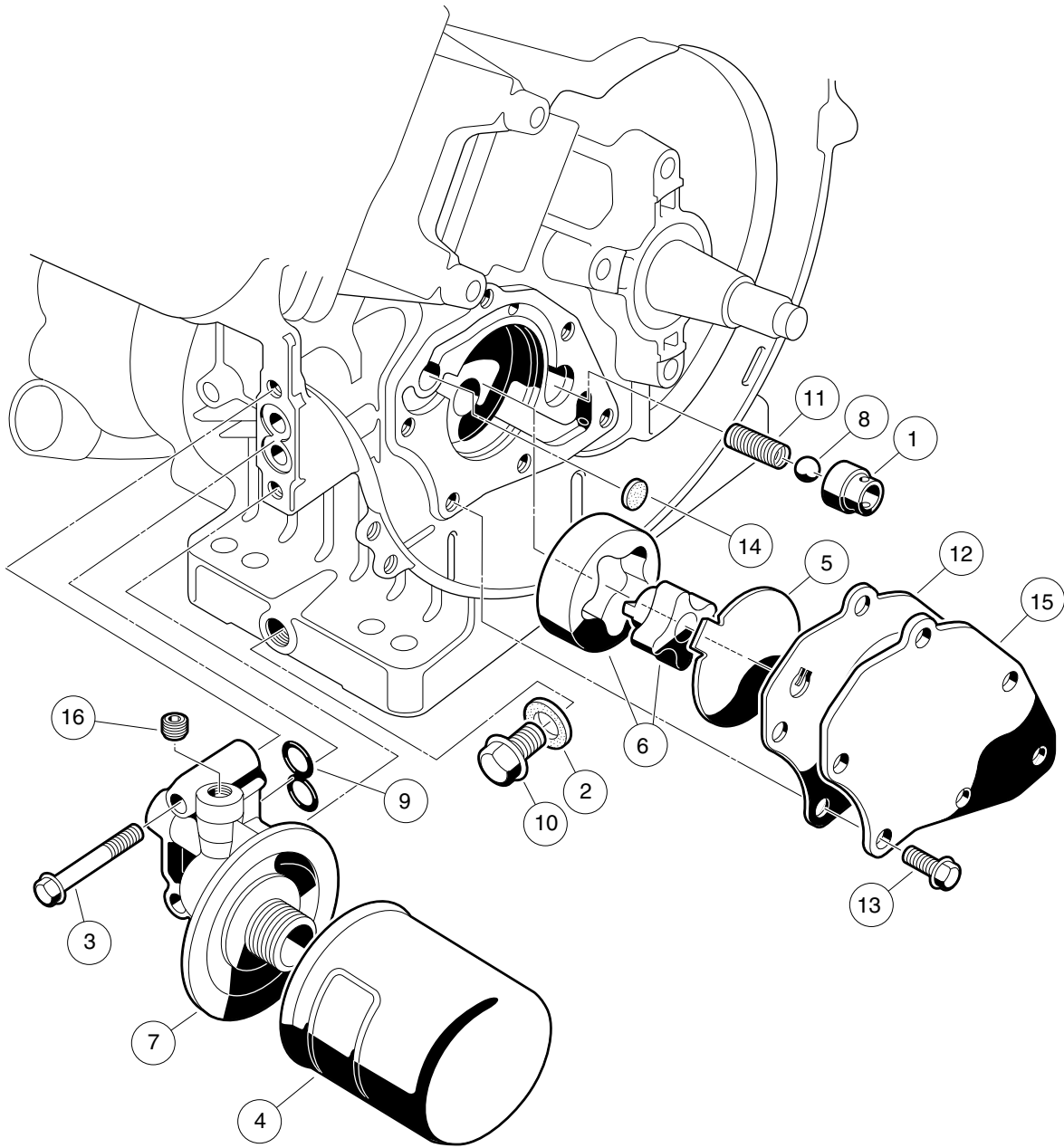


000202-001

AS11 FE350 ENGINE – IGNITION COMPONENTS AND FLYWHEEL

ITEM	PART NO.	DESCRIPTION	QTY
		1 2 3 4	
1	1016445	Bracket, RPM Limiter	1
2	1016455	Bolt, Flange Head	2
3	1016456	Bolt, Flange Head, M6 x 1 x 12 mm	2
4	1016497	Screw, Pan WP Cross	1
5	1016544	Screw	1
6	1016561	Clamp	1
7	1016562	Key	1
8	1016578	Ignition, Grommet	1
9	1016579	Band, RPM Limiter Mount	1
10	1016586	Damper, RPM Limiter	1
11	1016587	Clamp	1
12	1016588	Tube, 7mm X 10mm X 70mm	1
13	1017448	Bolt, Flanged	3
14	1017455	Plate, Flywheel Fan	1
15	1017463	Cap Asm Plug	1
16	1017468	Clamp	1
17	1017490	Washer, Flat	1
18	101881101	Spark Plug, OHV (Autolite)	1
19	101909201	Coil, Ignition	1
20	101909301	Lead Wire Assy	1
21	101909401	Limiter, RPM	1
22	101909501	Clamp, Steel	1
23	101916201	Flywheel	1
24	101916301	Fan (cw)	1
25	N/A	Nut, Hex, 18 mm Fine	1
26	AM10724	Spark Plug, OHV (NGK)	1

7
G

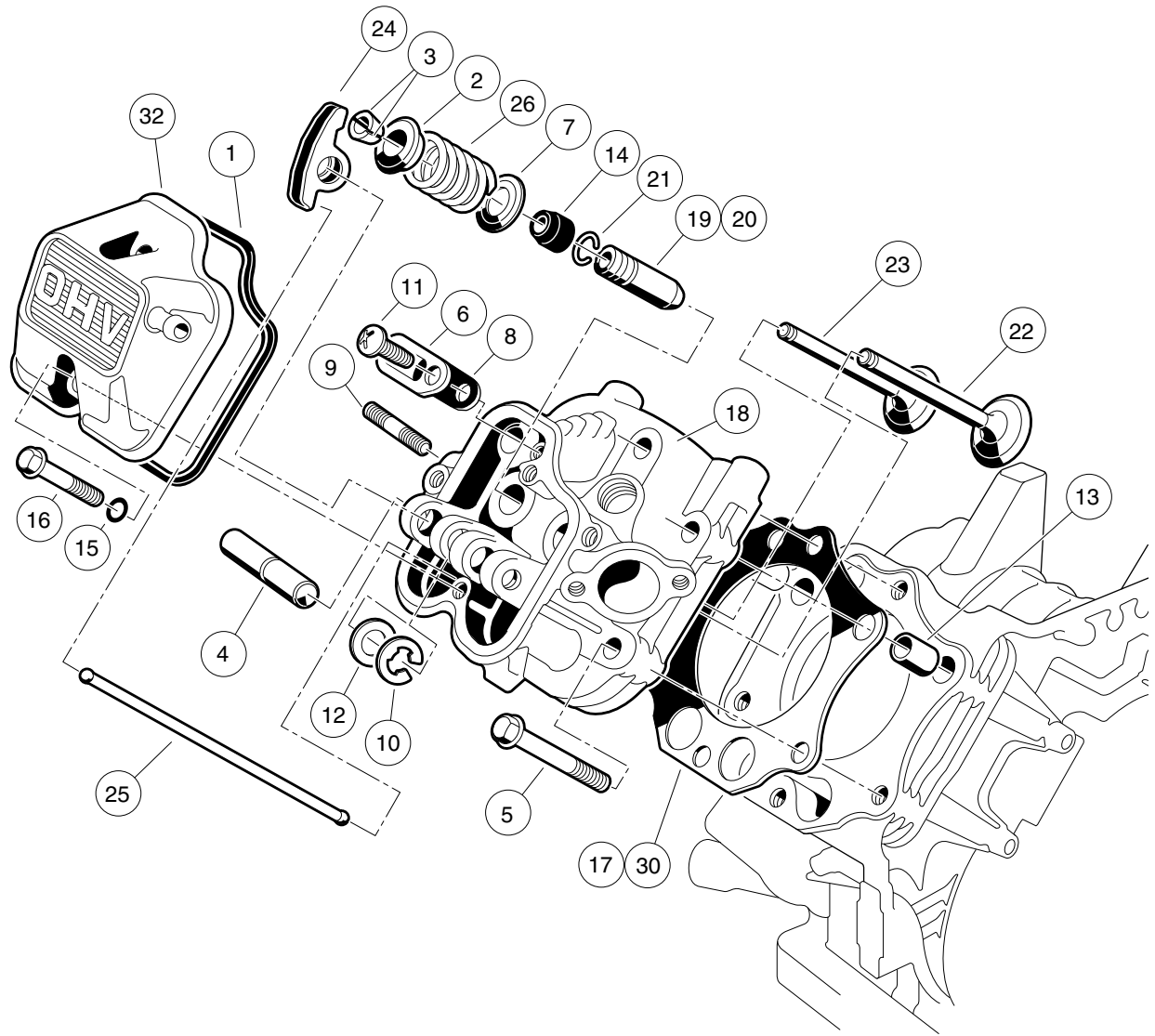


000203-001

FE350 ENGINE – OIL CIRCULATION

ITEM	PART NO.	DESCRIPTION	QTY
		1 2 3 4	
1	1016429	Seat, Value Oil Press Relief	1
2	1016432	Gasket, Drain Plug	1
3	1016457	Bolt, Flange Head	2
4	1016467	Filter, Oil	1
5	1016473	Plate, Oil Pump	1
6	101648203	Oil Pump And Rotor	1
7	1016502	Bracket, Oil Filter Mount	1
8	1016537	Ball, Steel, Press, Relief	1
9	1016570	O-Ring	1
10	1016576	Plug, Drain	1
11	1016581	Spring	1
12	1017442	Gasket	1
13	1017456	Bolt, Flanged	6
14	1017458	Filter	1
15	1017460	Cover, Pump	1
16	1017507	Plug	2


7
G

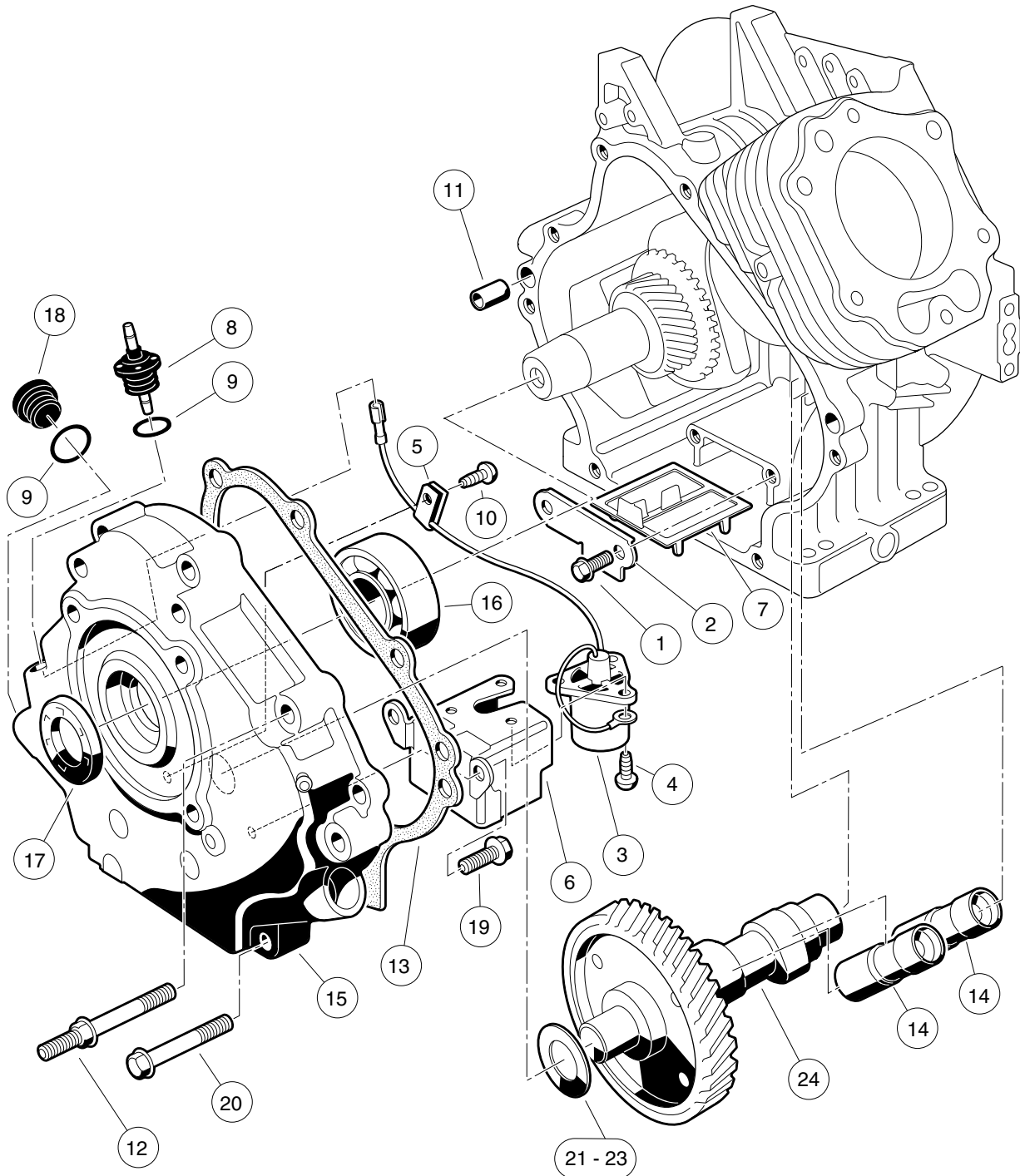


000204-001

AS11 FE350 ENGINE – CYLINDER HEAD

ITEM	PART NO.	DESCRIPTION	QTY
		1 2 3 4	
1	1016436	Gasket, Rocker Case	1
2	1016449	Retainer, Valve Spring	2
3	1016450	Collet	4
4	1016452	Shaft, Rocker	1
5	1016458	Bolt, Flange Head, M8 x 1.25 x 45 mm	6
6	1016474	Plate	1
7	1016479	Seat, Spring	2
8	1016483	Valve	1
9	1016489	Stud, Two-Ended, M8-1.25	2
10	1016517	Circlip, Type-E	1
11	1016544	Screw	1
12	1016549	Washer, 12.1x19x1.8	1
13	1016563	Pin	2
14	1016566	Seal, Oil	2
15	1016569	O-Ring	2
16	1016583	Bolt, 6x35	2
17	1017434	Gasket, Head	1
18	1017435	Assembly, Cylinder Head, FE350 (includes items 19 through 21)	1
19	1016518	Guide, Valve, Exhaust	1
20	1016519	Guide, Valve	1
21	1016560	Snap Ring	2
22	1017444	Valve, Intake	1
23	1017445	Valve, Exhaust	1
24	1017446	Arm, Rocker	2
25	1017454	Rod, Push	2
26	1017473	Spring, Engine Valve	2
27	102304801	Kit, Gasket, FE350 (includes items 28 through 31)	1
28	1016440	Gasket, Engine to Insulator	1
29	1016904	Gasket, Exhaust	1
30	1017434	Gasket, Head	1
31	1017443	Gasket, Crankcase Cover	1
32	102753401	Case, Rocker	1
		Note: Item 28 is not a component of the FE350 engine.	



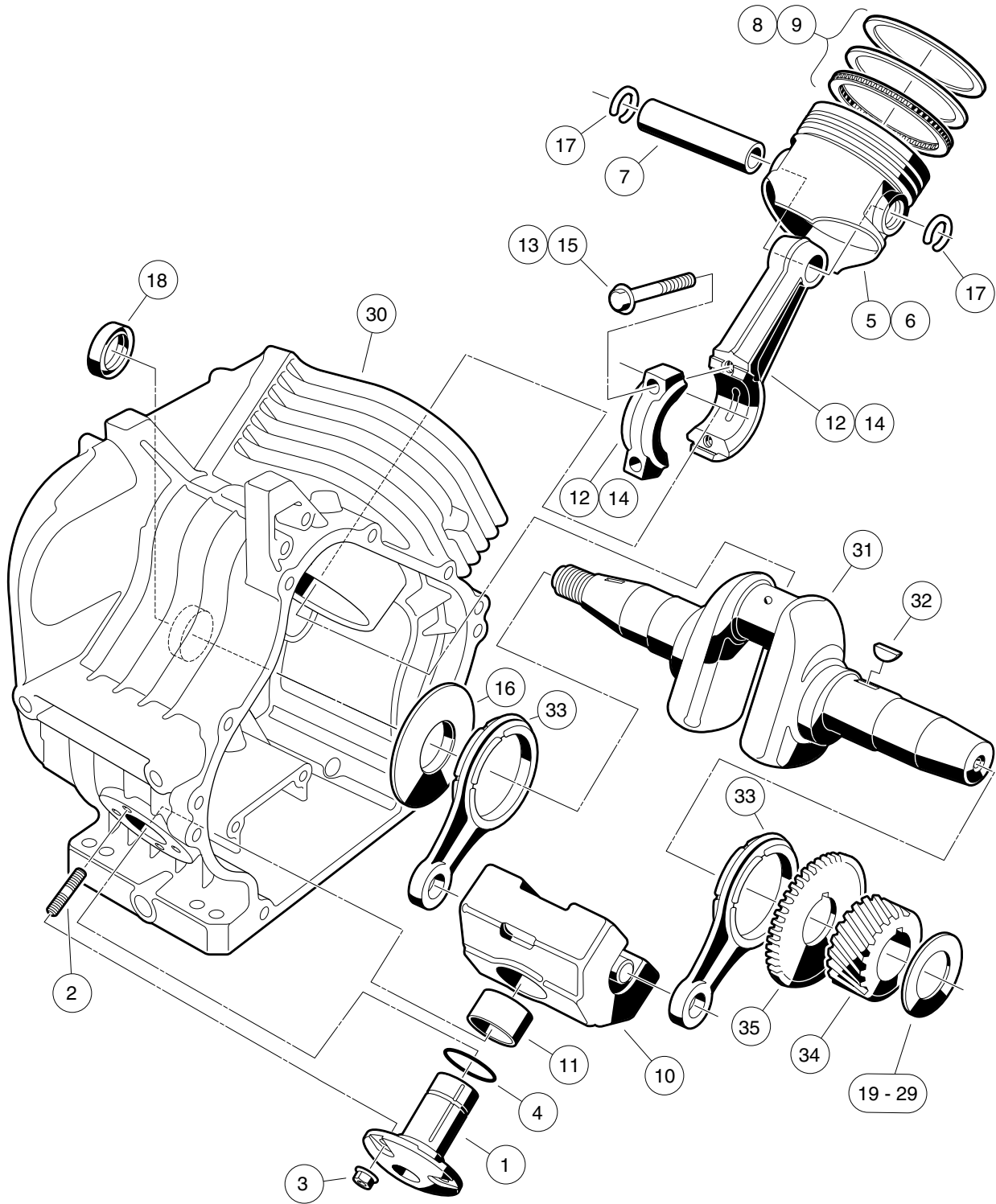


000205-002

AS11 FE350 ENGINE WITHOUT ACR – CRANKCASE, CAMSHAFT, AND OIL SENSOR

ITEM	PART NO.	DESCRIPTION	QTY
		1 2 3 4	
1	1016454	Bolt, Flange Head, M5 x 0.8 x 8 mm	2
2	1016472	Plate, Oil Filter Screen	1
3	1016494	Sensor, Oil Level	1
4	1016496	Screw, Cross Pan-Head, M4 x 0.7 x 8 mm	3
5	1016506	Clamp	1
6	1016510	Bracket, Switch, Oil Level	1
7	1016521	Screen, Oil Filter	1
8	1016535	Connector, Cord	1
9	1016538	O-Ring	2
10	1016544	Screw	1
11	1016564	Pin	2
12	1016584	Bolt, Two-Ended, M8 x 1.25 x 69 mm	2
13	1017443	Gasket, Crankcase Cover	1
14	1017447	Adjuster, Lash	2
15	1017472	Cover Crankcase	1
16	1017487	Bearing, Ball	1
17	1017504	Seal, Oil	1
18	1017508	Plug	1
19	1017513	Bolt Switch Bracket	2
20	1017514	Screw, M8-1.25 X 45mm Hex	6
21	101751801	Shim, 0.3	1
22	101751802	Shim, 0.4	1
23	101751803	Shim, 0.5	1
24	102431001	Camshaft, FE350 without ACR, 44-Tooth	1

7
G



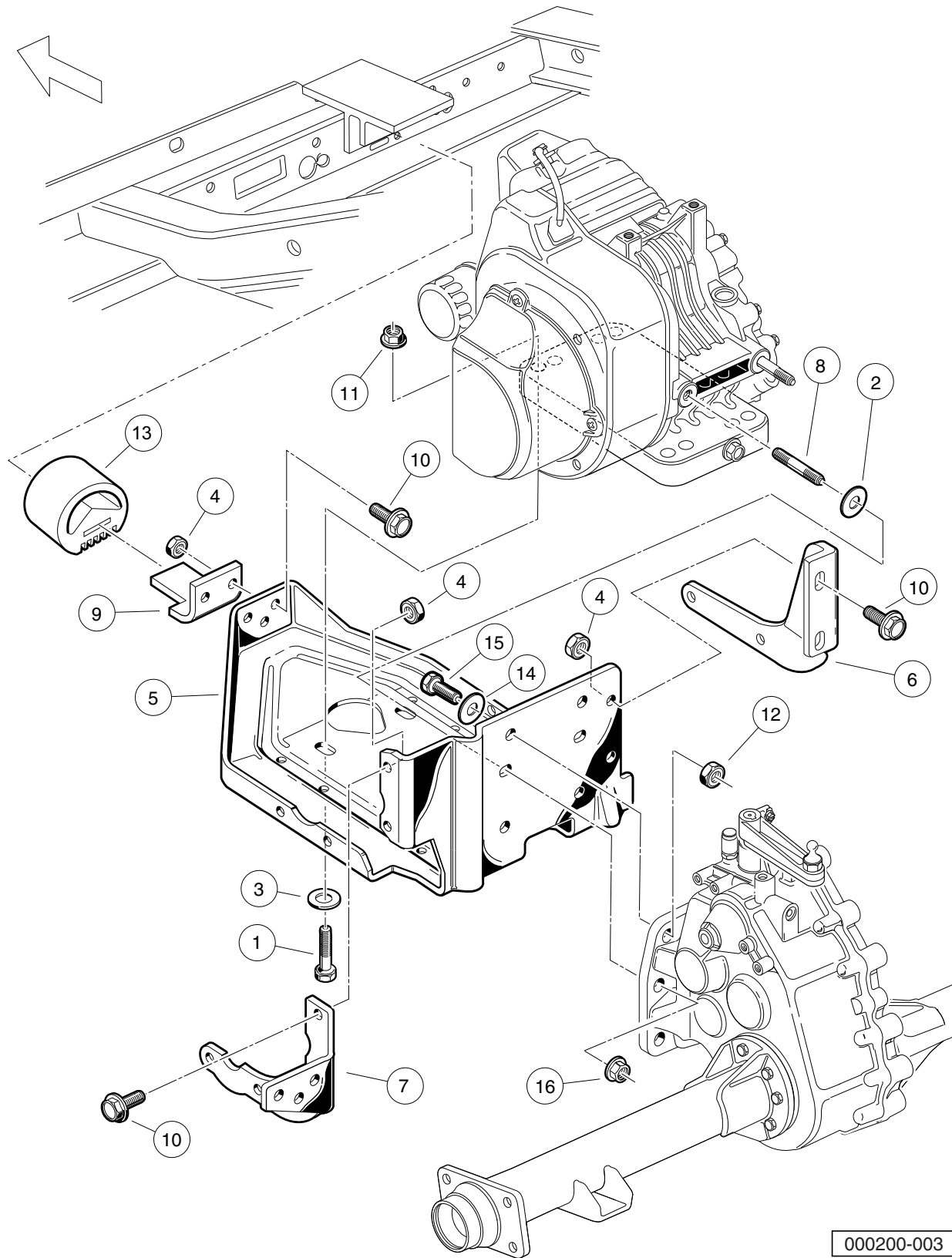
000206-001

AS11 FE350 ENGINE – CRANKCASE AND CRANKSHAFT

ITEM	PART NO.	DESCRIPTION	QTY
		1 2 3 4	
1	1016470	Shaft, Guide, Counterbalance	1
2	1016541	Stud, 6x14	4
3	1016547	Nut, M6 Flange	4
4	1016571	O-Ring	1
5	101744901	Piston, Standard	1
6	101744902	Piston, 0.50 mm Oversize	1
7	1017450	Pin, Piston	1
8	101745101	Ring Set, Standard Piston	1
9	101745102	Ring Set, Piston, 0.50 mm Oversize	1
10	1017453	Fe400 Counterbalance Weight (includes item 11)	1
11	1017510	Bearing, Plain	1
12	101745701	Asm, Con. Rod Std (includes item 13)	1
13	1017512	Bolt	2
14	101745702	Rod Assembly Connecting Rod 0.5mm (includes item 15)	1
15	1017512	Bolt	2
16	1017501	Spacer	1
17	1017502	Snap Ring	2
18	1017503	Seal, Oil	1
19	101773301	Shim, Crankshaft, 1.18mm	1
20	101773302	Shim, Crankshaft, 1.25mm	1
21	101773303	Shim, Crankshaft, 1.32mm	1
22	101773304	Shim, Crankshaft, 1.39mm	1
23	101773305	Shim, Crankshaft, 1.46mm	1
24	101773306	Shim, Crankshaft, 1.53mm	1
25	101773307	Shim, Crankshaft, 1.60mm	1
26	101773308	Shim, Crankshaft, 1.67mm	1
27	101773309	Shim, Crankshaft, 1.74mm	1
28	101773310	Shim, Crankshaft, 1.11 mm	1
29	101773311	Shim, Crankshaft, 1.81mm	1
30	101916001	Crankcase Complete, FE350 (cw)	1
31	102430901	Crankshaft, FE350 Left-Hand, 22-Tooth (includes items 32 through 35)	1
32	1016562	Key	1
33	1017471	Rod	2
34	N/A	Gear, Helical	1
35	N/A	Gear, Spur	1

7
G

7
G



000200-003

FE350 ENGINE MOUNTING

ITEM	PART NO.	DESCRIPTION	QTY
		1 2 3 4	
1	1010577	Bolt, Hex-Head, 5/16-18 X 1.50	4
2	1011697	Washer, 5/16 Flat	2
3	1012571	Washer, 5/16 Extra Thick Flat	4
4	1013924	Nut, 5/16-24 Hex Head Cone	10
5	101827101	Plate, Engine Mounting	1
6	101832601	Stiffener (PTO Side)	1
7	101832701	Stiffener (Flywheel Side)	1
8	101833101	Stud, M8-1.25 X 50 mm Two-Ended	2
9	101834601	Snubber Bracket	1
10	101884801	Screw, 5/16-24 X 0.875 Grade-8	10
11	101963401	Locknut, 5/16-18 Hex Flange	4
12	102065901	Locknut, 3/8-16 Flanged Dimple	4
13	102540301	Inner Frame Snubber	1
14	334	Washer, 3/8 Type A Flat	4
15	705	Screw, Cap-hex Hd 3/8-16x1.25	4
16	96704416	Nut Flg, M8 X 1.25 Serrated	2

7

G

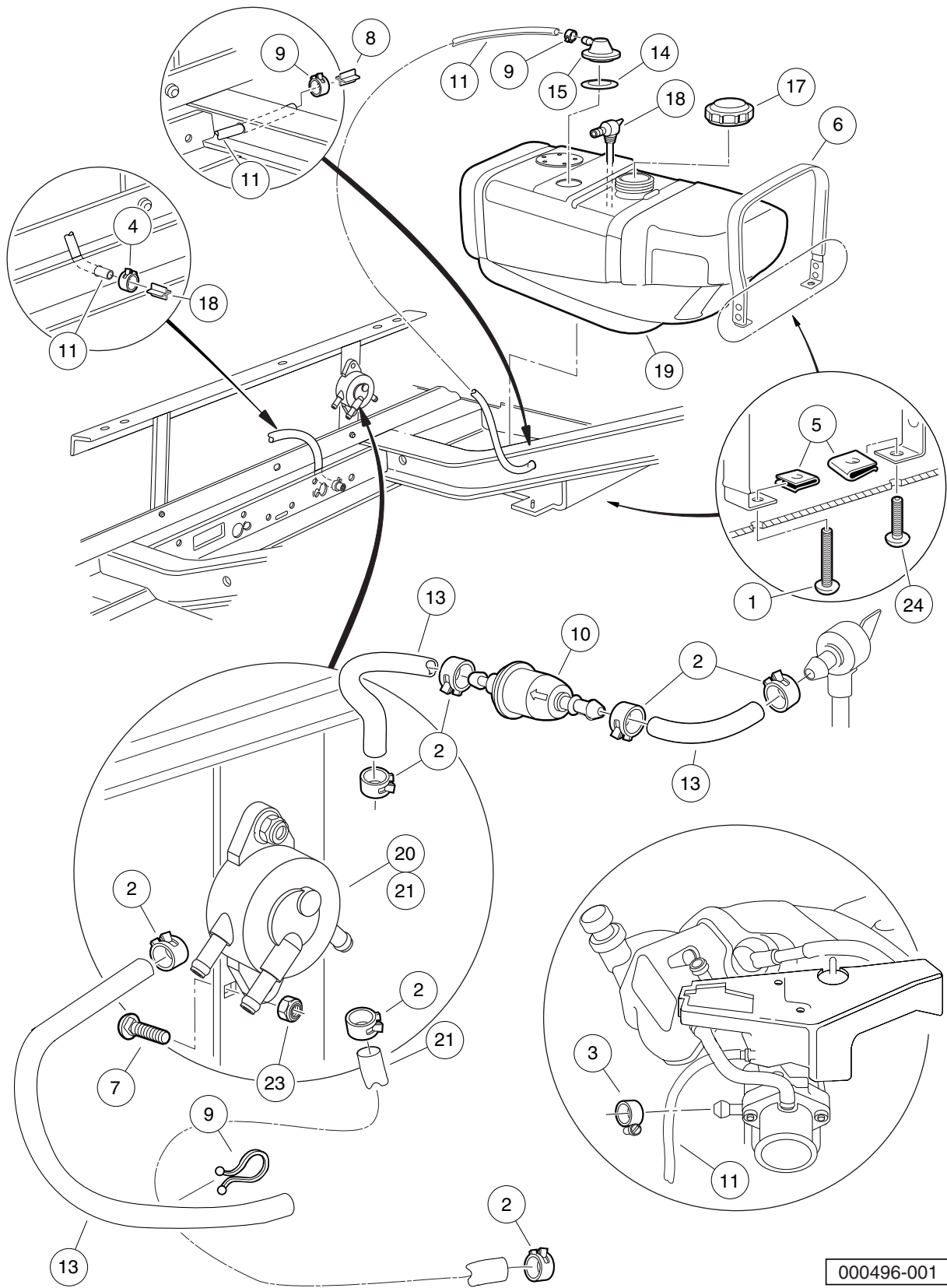
7

G

FUEL, INTAKE, AND GOVERNOR SYSTEMS

8

G



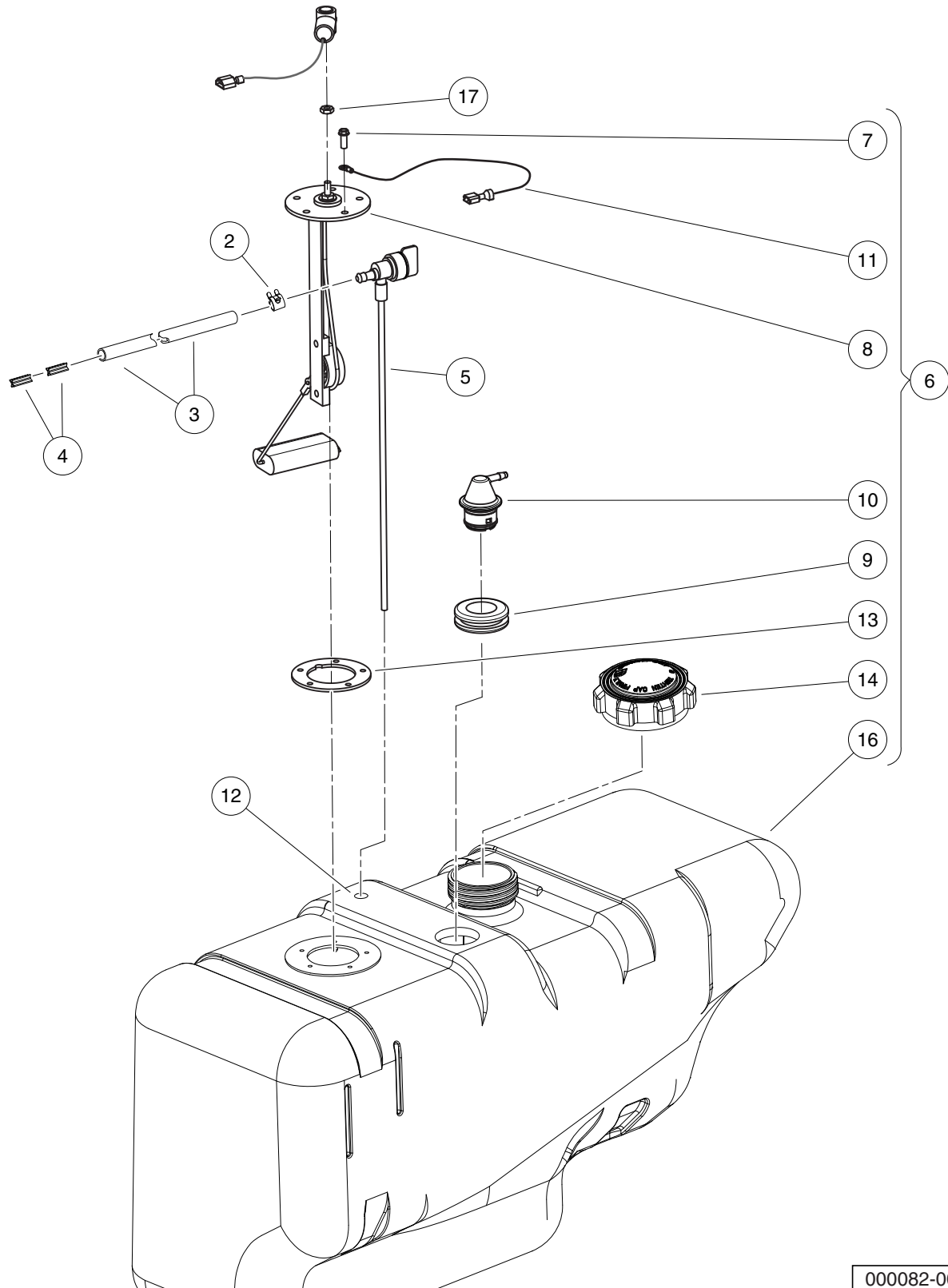
000496-001

FUEL SYSTEM

8

G

ITEM	PART NO.	DESCRIPTION	QTY
		1 2 3 4	
1	1011988	Screw, 1/4-20 X 2.00 Phillips Truss-Head	1
2	1012649	Clamp, 0.460 Red Hose	7
3	1013687	Clamp, 3/8" Hose (screw type)	1
4	1013746	Clamp, 0.301 ID Hose	2
5	1014116	Nut, 1/4-20 Speed	2
6	1014928	Fuel Strap Assembly Rear	1
7	1017203	Carriage Bolt	2
8	101824401	Vent Barb	1
9	101987701	Clamp, Plastic Tie	1
10	102003201	Filter, Fuel, 30 Micron	1
11	102865101	Fuel Line	1
12	103651902	Asm, Tank, Ds Utl Wo/sut Nano (includes items 13 through 19)	1
13	1015137	Fuel Line (available by the foot)	1
14	1015139	Insulation Grommet	1
15	1015143	Vent, Fuel Tank	1
16	102406701	Bushing, Line, Return	1
17	103372101	Cap, Fuel Tank, Gas, Ratchet	1
18	103372302	Fuel Pickup w/Shut-Off Valve, 288mm	1
19	103776902	Tank, Fuel, Top, Wo/su Nano	1
20	103781101	Kit, Fuel Pump Retrofit (includes items 21 and 22)	1
21	103010101	Pump, Fuel, Impulse, Fh	1
22	103781201	Instr, Fuel Pump Retrofit	1
23	8233	Locknut, 1/4-20 Nylon Insert	2
24	8248	Screw, 1/4-20 X 0.75 Truss-Head Machine	1
		Note: Total fuel line length: 47 inches (119.4 cm)	



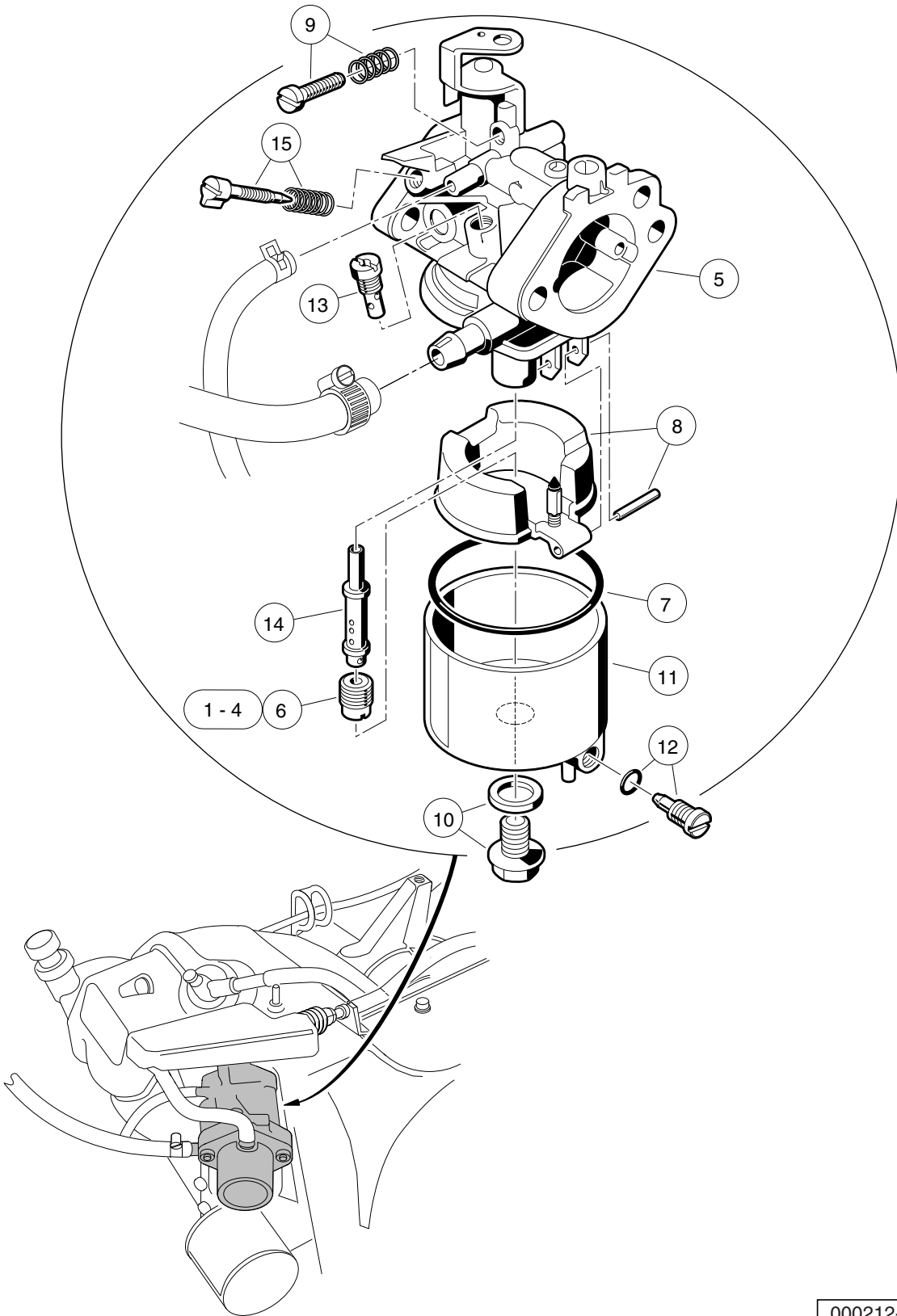
000082-003

FUEL TANK WITH FUEL LEVEL SENDING UNIT

ITEM	PART NO.	DESCRIPTION	QTY
		1 2 3 4	
1	1016004	Tank Kit w/Sending Unit (includes items 2 through 6)	1
2	1013746	Clamp, 0.301 ID Hose	2
3	1015137	Fuel Line (available by the foot)	1
4	101824401	Vent Barb	2
5	101896901	Fuel Pickup w/Shut-Off Valve	1
6	103651901	Asm, Tank, Ds Utl W/su† Nano (includes items 7 through 16)	1
7	1013461	Screw, #10-16 Hex-Head Hi-Lo	5
8	1013462	Sending Unit, Fuel Level *	1
9	1015139	Insulation Grommet	1
10	1015143	Vent, Fuel Tank	1
11	1015921	Wire Assembly #16 Black	1
12	102406701	Bushing, Line, Return	1
13	102522001	Gasket, Rubber	1
14	103372101	Cap, Fuel Tank, Gas, Ratchet	1
15	103372302	Fuel Pickup w/Shut-Off Valve, 288mm	1
16	103776901	Tank, Fuel, Top, W/su Nano	1
17	8797	Nut, #10-32 Brass Hex	1
		* Note: Must replace fuel sending unit gasket when servicing this component.	

8

G



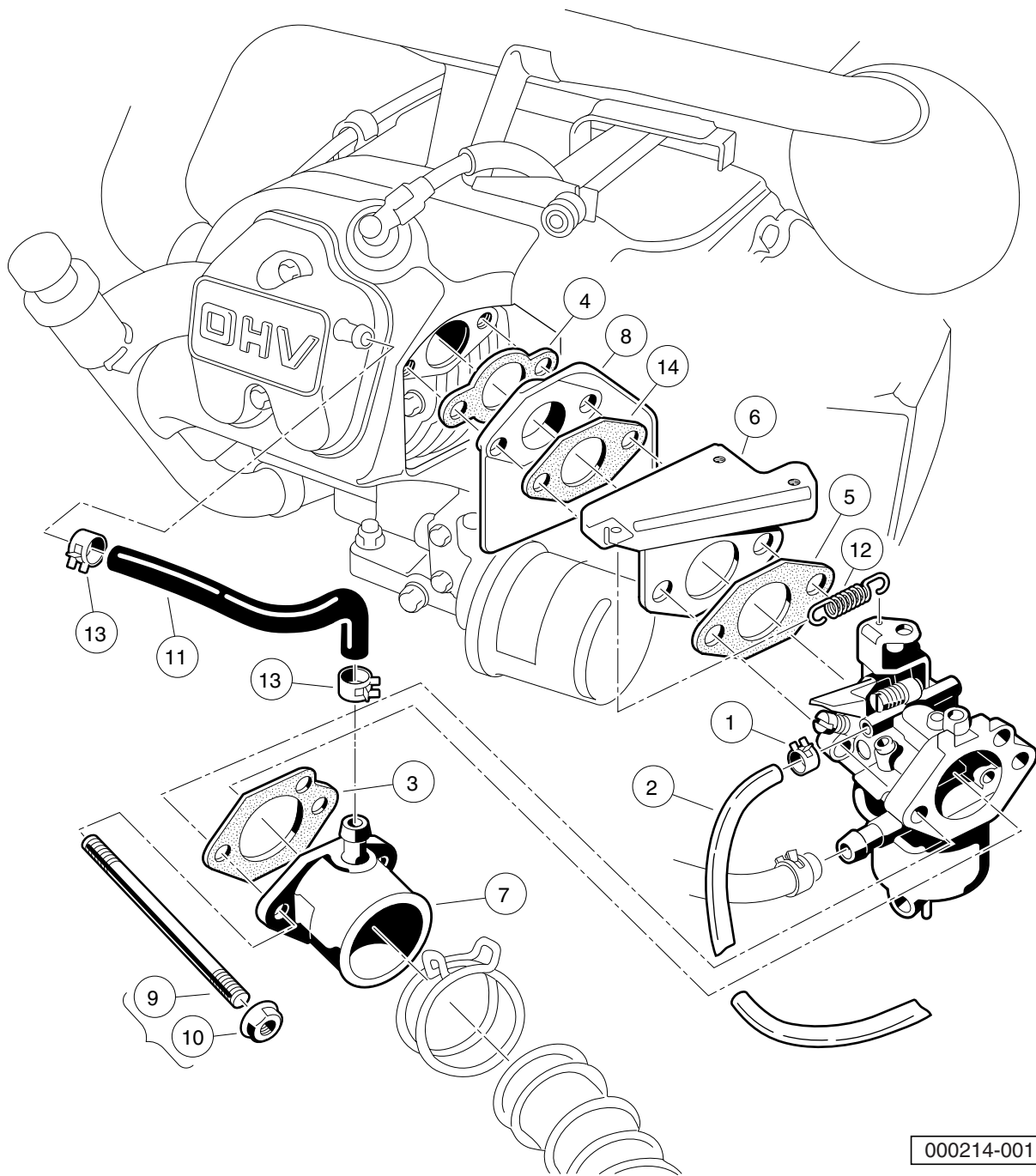
000212-001

CARBURETOR ASSEMBLY – FE350

ITEM	PART NO.	DESCRIPTION	QTY
		1 2 3 4	
1	101642575	Jet, Altitude, # 75	1
2	101642578	Jet, Altitude, # 78	1
3	101642580	Jet, Altitude, # 80	1
4	101642582	Jet, Altitude, # 82	1
5	101905901	Carburetor, FE350D (includes items 6 through 15)	1
6	101642585	Jet, Altitude, # 85	1
7	1016437	Gasket, Carburetor Bowl OHV	1
8	1016486	Float Assembly	1
9	1016501	Screw Assembly	1
10	1016585	Bolt	1
11	1017461	Chamber Assembly, Float (includes item 12)	1
12	1016499	Screw Assembly	1
13	101973101	Jet, #40 Pilot	1
14	101973301	Nozzle, Main	1
15	N/A	Assembly, Pilot Air Screw	1
<p style="margin-left: 40px;">Note: 101642585 for 0 - 3,000 feet; 101642582 for 3,000 - 5,000 feet; 101642580 for 5,000 - 8,000 feet; 101642578 for 8,000 - 10,000 feet; 101642575 for 10,000 feet and higher.</p>			

8

G



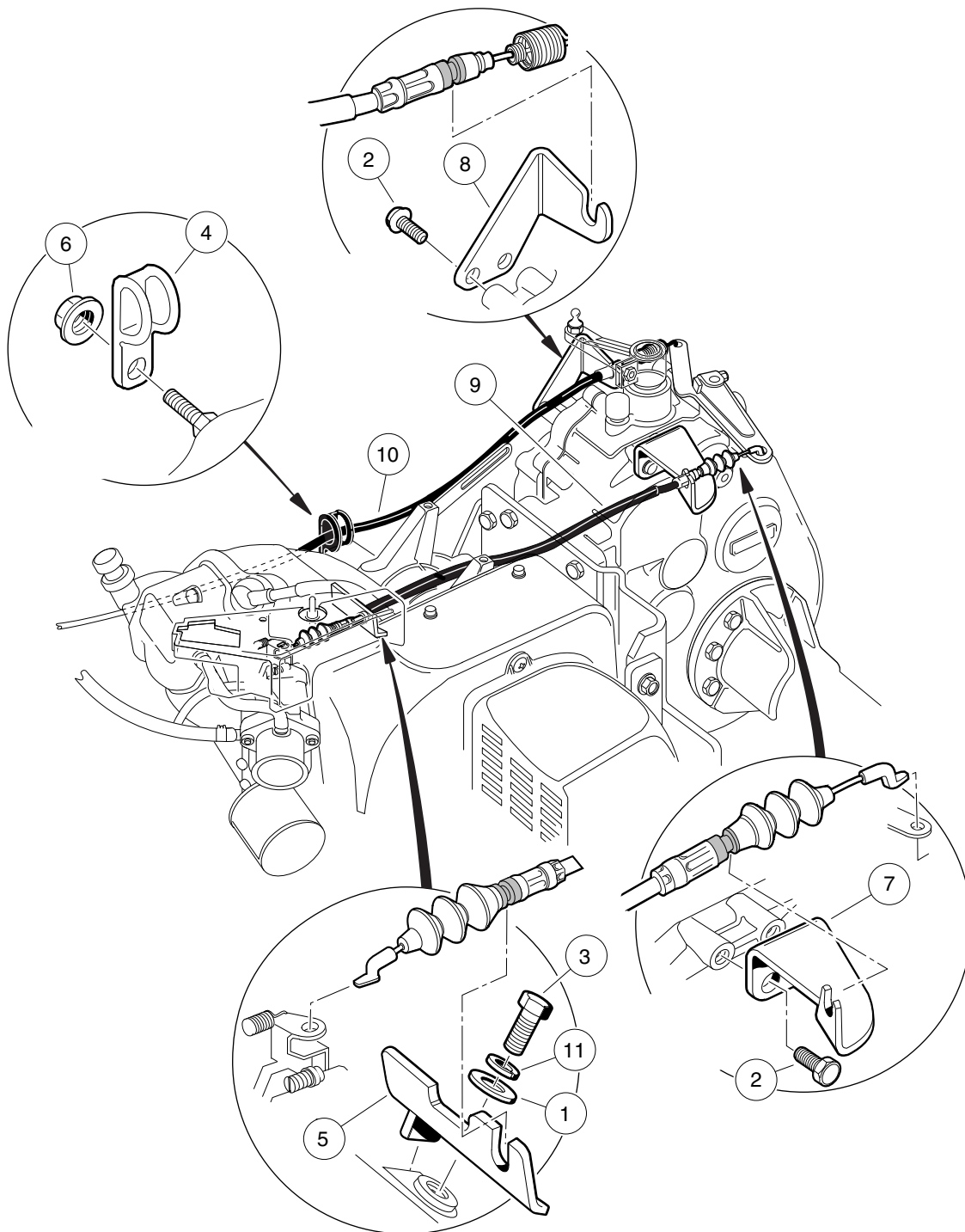
000214-001

CARBURETOR INSTALLATION – FE350

ITEM	PART NO.	DESCRIPTION	QTY
		1 2 3 4	
1	1013746	Clamp, 0.301 ID Hose	1
2	1015137	Fuel Line (available by the foot)	1
3	1016438	Gasket, Carb To Intake Manifold	1
4	1016440	Gasket, Engine to Insulator	1
5	1016441	Gasket, Sprg Brkt To Carb OHV	1
6	1016444	Bracket, Throttle Spring Return	1
7	1016480	Pipe, Intake Manifold	1
8	101648102	Insulator, Carburetor	1
9	101649002	Stud, M6-1.00 Two-Ended	2
10	1016547	Nut, M6 Flange	2
11	1016572	Tube, Crankcase Vent	1
12	1016582	Spring, Throttle Return	1
13	1017466	Clamp	2
14	101973401	Gasket, Insulator To Bracket	1

8

G

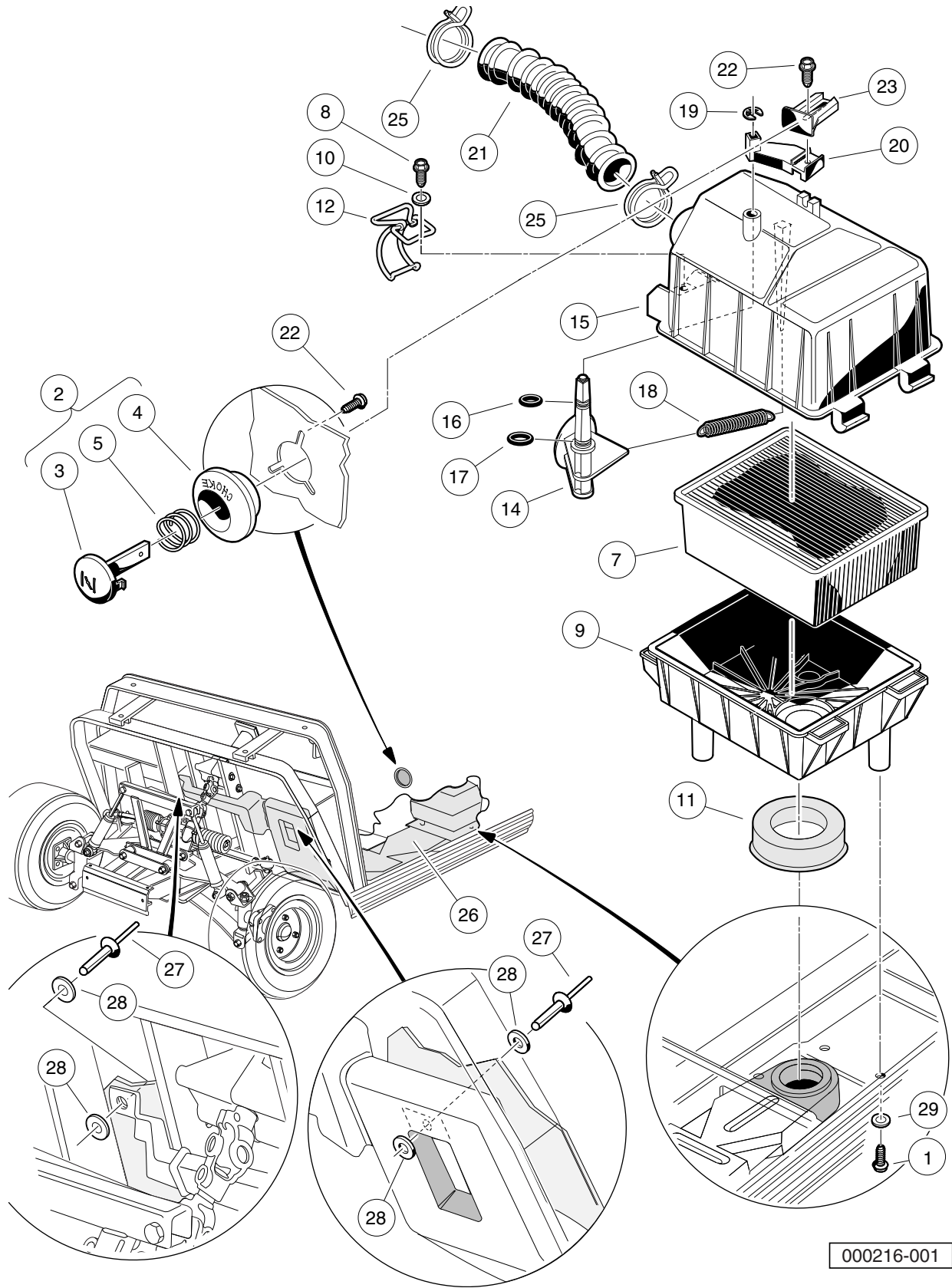


000215-001

GOVERNOR AND ACCELERATOR CABLES

ITEM	PART NO.	DESCRIPTION	QTY
		1 2 3 4	
1	1011697	Washer, 5/16 Flat	1
2	1012285	Screw, 1/4 X 0.625 Hex-Head	4
3	1012830	Screw, M8-125 X 22 Hex-Head	1
4	1013700	Clamp	2
5	101584502	Bracket, Governor Cable Snap-In	1
6	1016546	Nut	2
7	101832202	Bracket, Rear Governor Cable Snap-In	1
8	101832302	Bracket, Rear Accelerator Cable Snap-In	1
9	102336001	Cable, Governor, Snap-In	1
10	102336101	Cable, Accelerator, Snap-In	1
11	7174	Lockwasher, 5/16 Split	1

8
G



000216-001

INTAKE DUCT, CHOKE, AND AIR BOX ASSEMBLY

ITEM	PART NO.	DESCRIPTION	QTY
		1 2 3 4	
1	1015752	Screw, #12-16 X 0.625 Hi-Lo	3
2	101805701	Button Assembly, Choke (includes items 3 through 5)	1
3	101811401	Lever, Choke	1
4	101811501	Guide, Choke Lever	1
5	101856201	Compression Spring	1
6	101821501	Assembly, Air Box (includes items 7 through 13)	1
7	1015426	Filter, Air	1
8	101804301	Screw, #8 X 0.500, Hex-Head Hi-Lo	2
9	101811901	Bottom, Air Box	1
10	101881701	Washer, #8 Stainless-Steel Flat	2
11	101921501	Seal, Intake	1
12	101925701	Latch, Wireform	2
13	101972801	Top Assy, Air Box (includes items 14 through 20)	1
14	N/A	Valve, Choke	1
15	101811801	Top, Air Box	1
16	N/A	O-Ring, 5/16	1
17	N/A	O-Ring, 3/8	1
18	101812301	Spring, Extension Return	1
19	101813001	Retaining Ring 0.25, Shaft	1
20	101917601	Lever, Choke	1
21	101837101	Hose, Air Intake	1
22	101850301	Screw, #12-16 X 0.50 Washer-Head Hi-Lo	4
23	101917701	Choke Positioner	1
24	101971001	Tape Kit, Air Duct Repair	1
25	101971301	Clamp, 1.58" ID Hose	2
26	103520301	Duct, Air Intake, Ds	1
27	1606	Rivet, 3/16 X .500 Alum Pop	2
28	183	Washer, #10 Type A Flat	4
29	332	Washer, 1/4 Type A Narrow Flat	3
		Note: Item 25 is not illustrated.	

8

G

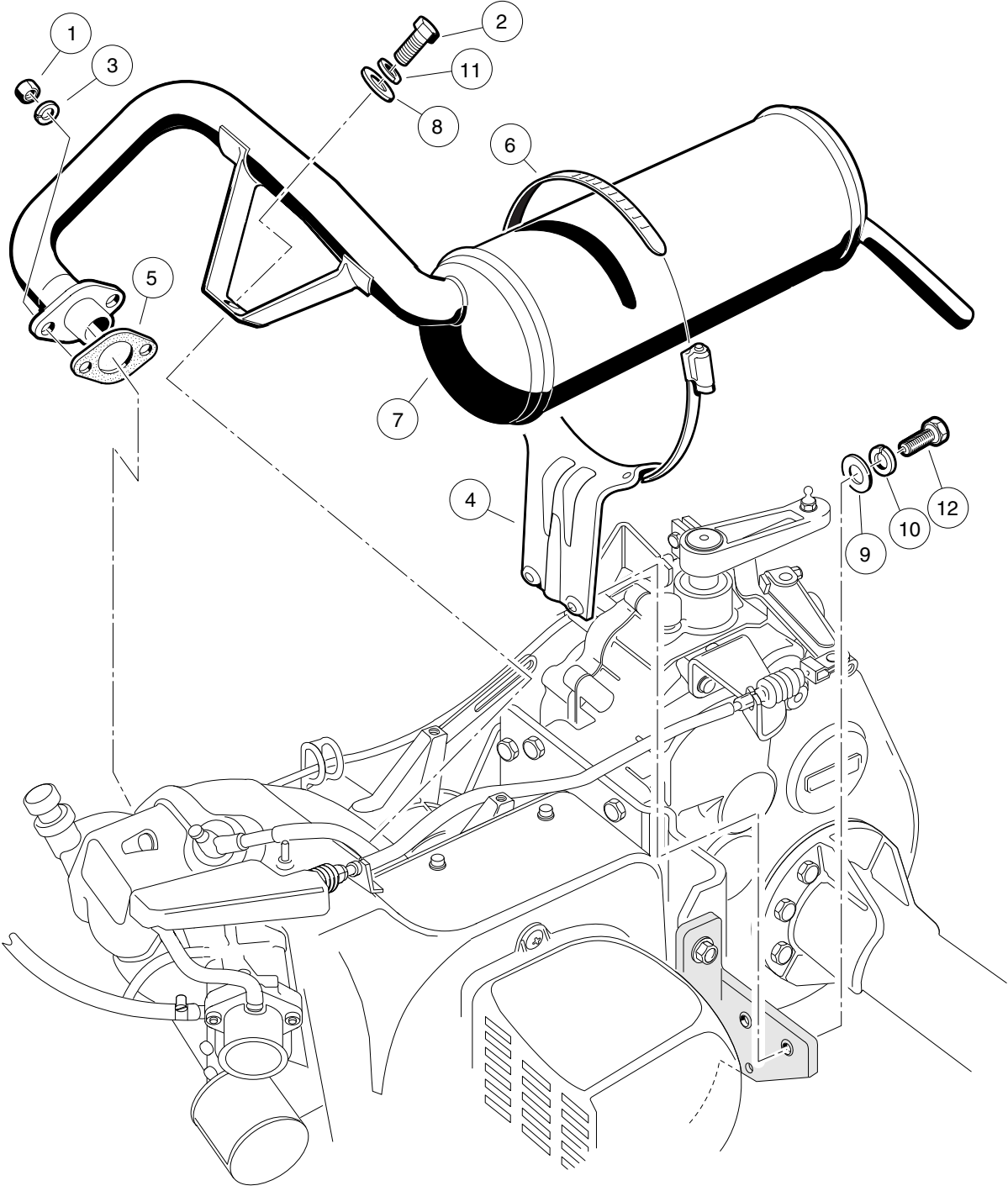
8

G

EXHAUST SYSTEM

9

G



000209-001

EXHAUST SYSTEM – FE350 ENGINE

ITEM	PART NO.	DESCRIPTION	QTY
		1 2 3 4	
1	1012528	Nut, M8-1.25 Hex	2
2	1012830	Screw, M8-125 X 22 Hex-Head	1
3	1013734	Lockwasher, 8mm Split	2
4	1015814	Bracket, Muffler Mounting	1
5	1016904	Gasket, Exhaust	1
6	1017689	Clamp, 5" Muffler Hose	1
7	101859401	Exhaust System, FE350	1
8	1241	Washer, 5/16 Type A Flat	1
9	332	Washer, 1/4 Type A Narrow Flat	2
10	451	Lockwasher, 1/4 Split	2
11	7174	Lockwasher, 5/16 Split	1
12	7847	Screw, 1/4-20 X 0.75 Hex-Head Cap	2

9

G

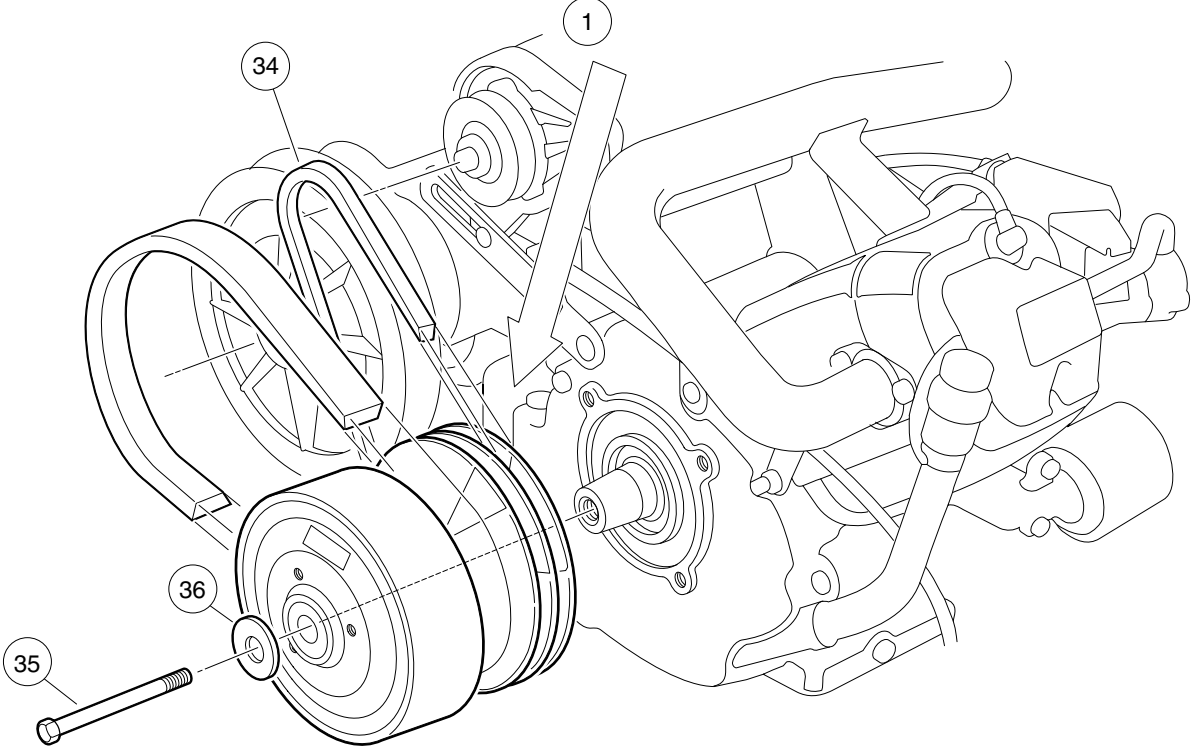
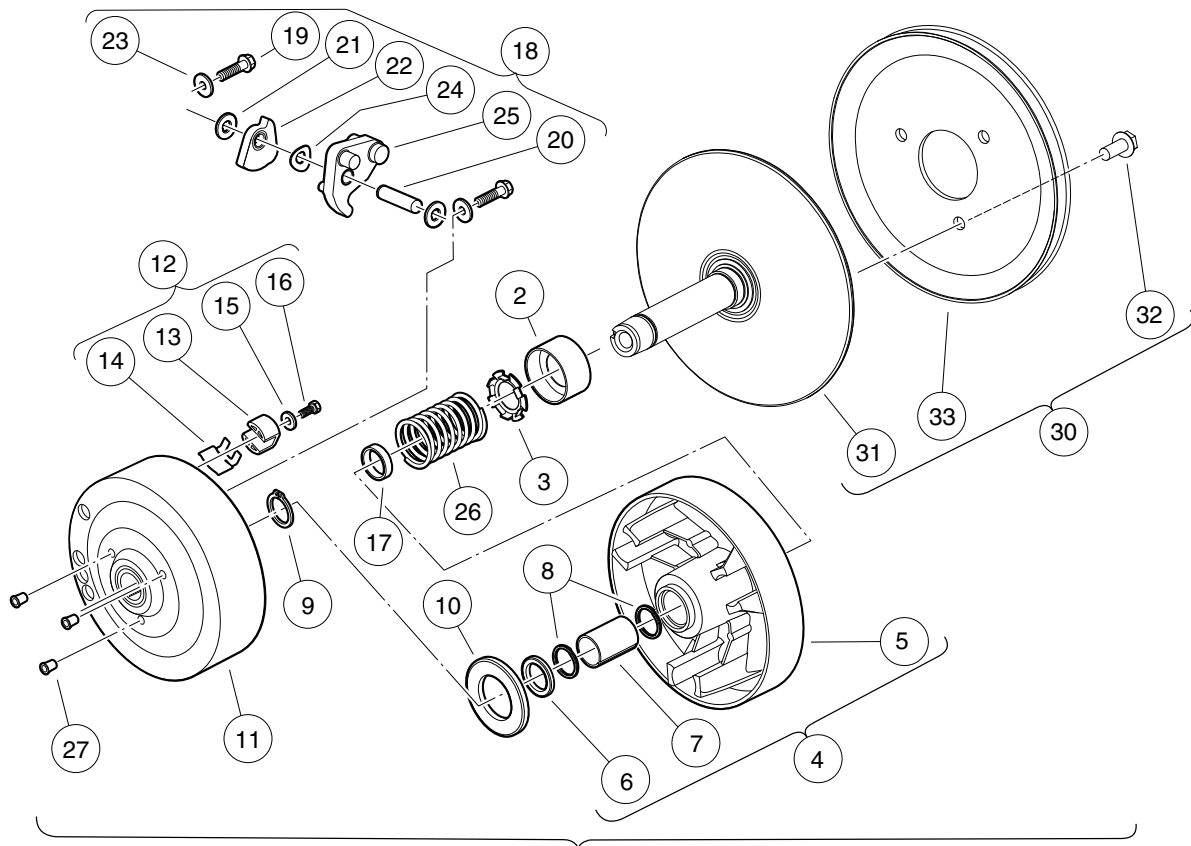
9

G

TORQUE CONVERTER

10

G



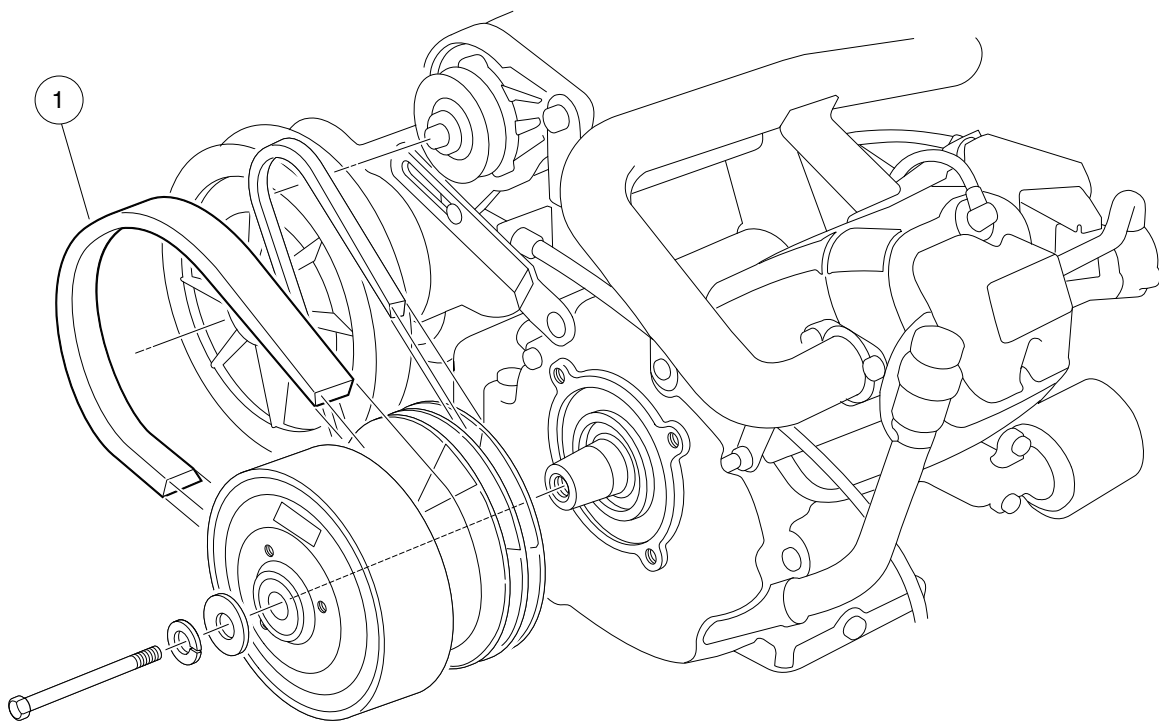
000217-003

DRIVE CLUTCH

10

G

ITEM	PART NO.	DESCRIPTION	QTY
		1 2 3 4	
1	101833906	Drive Clutch Assy. FE 350/272 (includes items 2 through 28)	1
2	1014049	Bearing, Idler	1
3	1014050	Retainer, Spring	1
4	1014052	Movable-Face Assembly (includes items 5 through 7)	1
5	N/A	Drive Clutch Movable Face	1
6	1014055	Retainer	1
7	N/A	Bushing, Split, Drive Clutch	1
8	1014056	Ring, Spiral Backup	2
9	1014057	Ring, 0.810" Internal Retaining	1
10	1014058	Thrust Washer	1
11	1014059	Drive Hub Assy, Drive Clutch	1
12	1014453	Kit, Drive Clutch Button (includes items 13 through 16)	1
13	1014062	Driver, Drive Clutch	3
14	1014287	Spring, Drive Button	3
15	183	Washer, #10 Type A Flat	3
16	8450	Screw, #10-24 X 0.50 Hex-Head	3
17	1016289	Spacer, Fixed Face Shaft	1
18	1016801	Kit, Drive Clutch Weight (includes items 19 through 25)	1
19	1014063	Screw, 1/4-20 X 1.00 Hex Head	6
20	N/A	Pin, 0.3752 X 1.50 Dowel	3
21	1014065	Washer, 0.38" ID Delrin Flat	6
22	N/A	Clutch Weight, Secondary	3
23	N/A	Washer	6
24	1016201	Washer, Wave	3
25	N/A	Weight, Primary	3
26	1016901	Spring, Drive Clutch	1
27	N/A	Cap Plug	3
28	101929802	Kit, Fxd Face Dr Asm Fe290/350 (includes items 29 and 30)	1
29	N/A	Desiccant Bag (Not Shown)	1
30	101929801	Assembly, Fixed-Face Drive (includes items 31 through 33)	1
31	N/A	Fixed Face Assembly, Drive Clutch	1
32	1014288	Screw, 5/16-18 X 0.75 Thread-Forming	3
33	N/A	Pulley, Clutch	1
34	101916701	V-Belt	1
35	103345701	Screw 3/8-24x5.5 Hex Loc Ptch	1
36	808	Washer, 3/8 Type B Flat	1
		Note: Item 29 not shown.	



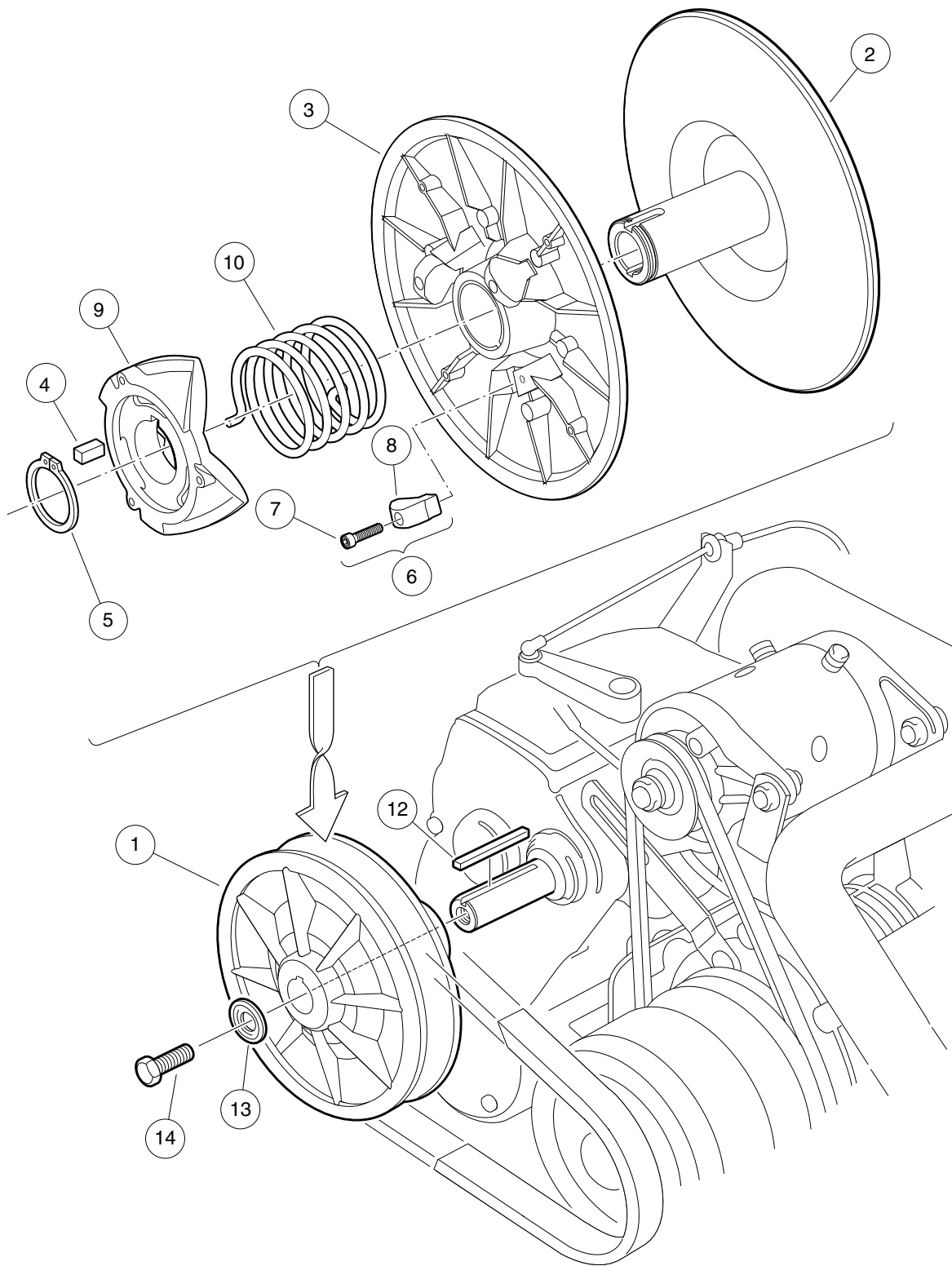
000218-001

DRIVE BELT – FE350

ITEM	PART NO.	DESCRIPTION	QTY
1	1017188	<div style="display: flex; justify-content: space-between; margin-bottom: 5px;"> 1 2 3 4 </div> Belt, Drive (FE350)	1

10

G



000219-001

DRIVEN CLUTCH

ITEM	PART NO.	DESCRIPTION	QTY
		1 2 3 4	
1	101834001	Assembly, Driven Clutch (includes items 2 through 10)	1
2	1014070	Fixed Face Assy, Driven Clutch	1
3	1014072	Movable-Face Assembly with Bushing	1
4	1014078	Key, Driven Clutch	1
5	1014080	Ring, Retaining	1
6	1014454	Kit, Driven Clutch Button (includes items 7 and 8)	1
7	1012836	Screw, #8-32 X 3/4 Socket-Head Cap	3
8	1014076	Button, Drive	3
9	1017686	Cam, Driven Clutch	1
10	101836201	Spring, Driven Clutch, Reversed	1
11	AM10419	Kit, Clutch Repair (includes items 12 through 14)	1
12	101833401	Key, 3/16 Sq X 1.50"	1
13	102155801	Washer, Driven Clutch	1
14	102242101	Screw, 5/16-18 X 3/4 Hex-Head with Patch	1

10
G

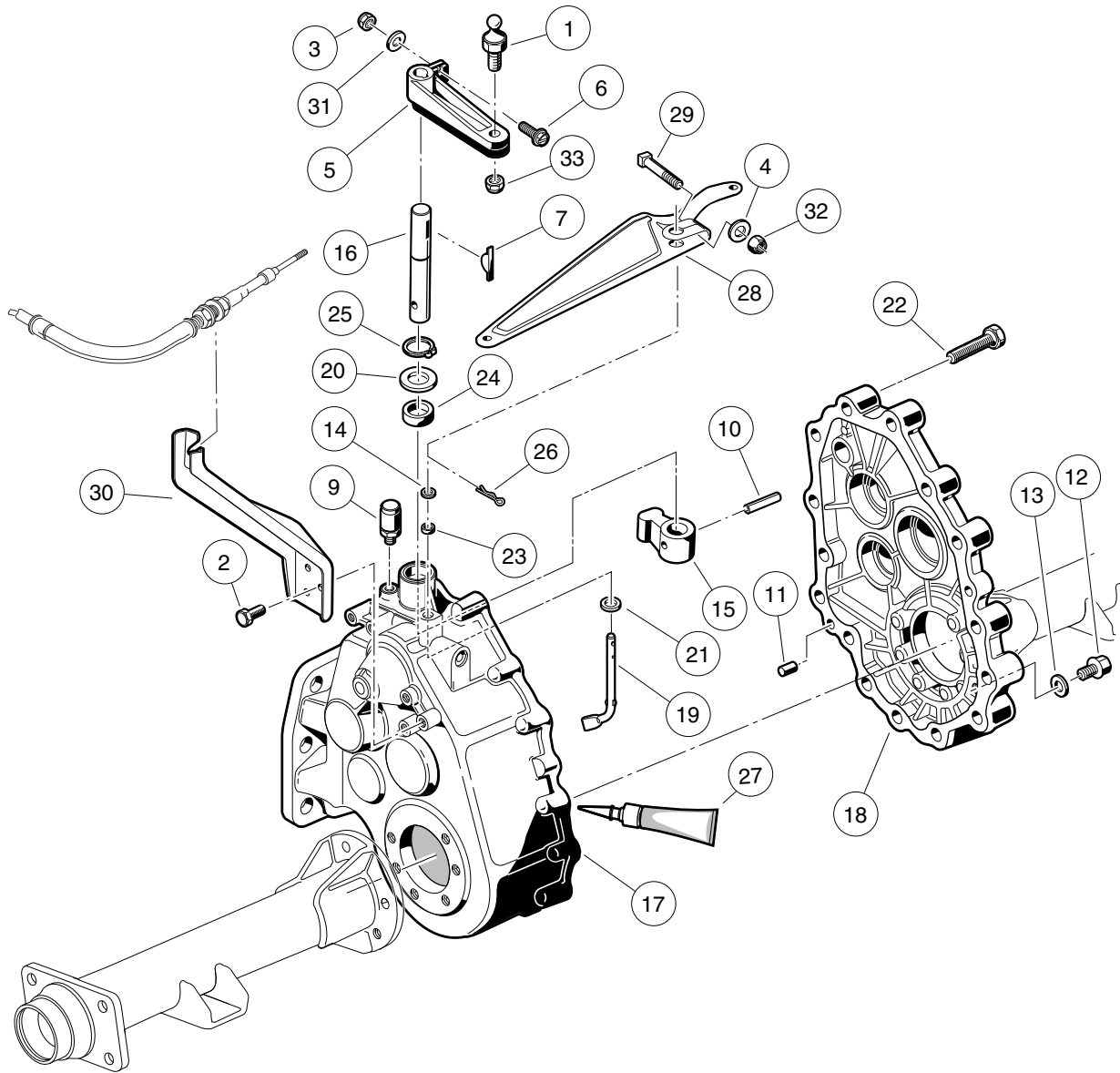
10

G

TRANSAXLE AND FNR SHIFTER – GASOLINE VEHICLE

11

G



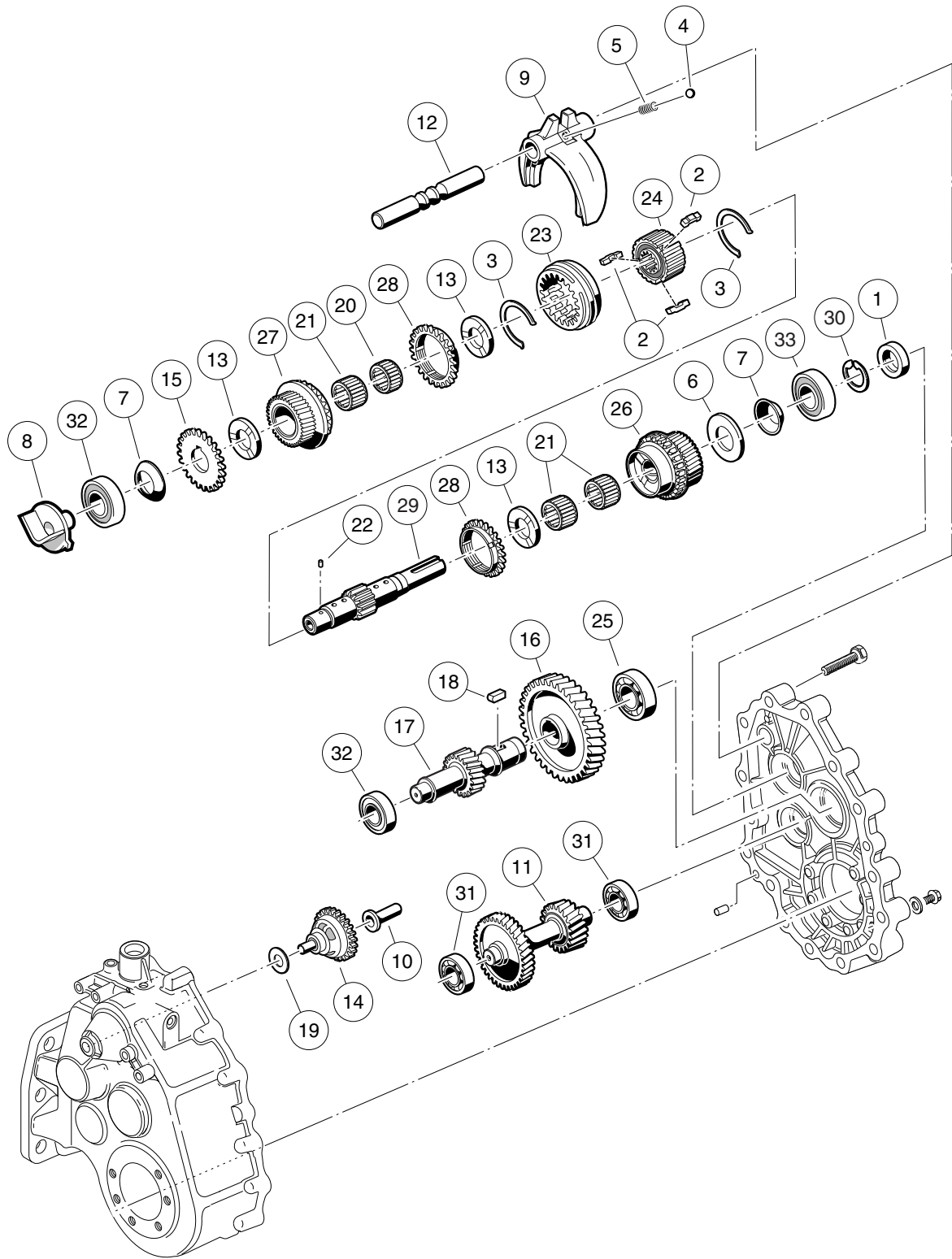
000220-001

TRANSAXLE – GASOLINE VEHICLES, GEAR CASES AND BRACKETS

ITEM	PART NO.	DESCRIPTION	QTY
		1 2 3 4	
1	1010954	Stud, 1/4-28 X 0.560 Ball	1
2	1012285	Screw, 1/4 X 0.625 Hex-Head	3
3	1013061	Locknut, #10-32 Nylon Insert	1
4	1014007	Washer, 1/4 Flat	1
5	1016341	Lever, Transmission Shift	1
6	1017082	Screw, #10-32 X 0.75, Hex-Head Machine	1
7	1017231	Key, Woodruff	1
8	101833601	Transaxle, 11.77 Ratio (includes items 9 through 27)	1
9	1012711	Breather	1
10	1012752	Roll Pin	1
11	1012896	Pin, Dowel	2
12	1013760	Fill Plug	2
13	1016432	Gasket, Drain Plug	1
14	1016513	Washer, M6 Flat	1
15	101890101	Lever, Change	1
16	101890201	Shaft - Change	1
17	101890501	Gear Case (driver side)	1
18	101890601	Gear Case (passenger side)	1
19	101891301	Arm Pivot	1
20	101892901	Washer	1
21	101893801	Washer	1
22	101926901	Screw, M8-1.25 X 40mm Hex-Head	15
23	101927101	Seal, Oil	1
24	101927201	Seal, Oil	1
25	101927301	Snap Ring	1
26	101928601	Pin, Cotter	1
27	101928701	Liquid Gasket (Transaxle case)	1
28	101834801	Arm, Governor	1
29	101886101	Screw, 1/4-20 X 1.00 Square-Head	1
30	102045901	Bracket, Shifter	1
31	183	Washer, #10 Type A Flat	1
32	8233	Locknut, 1/4-20 Nylon Insert	1
33	8717	Locknut, 1/4-28 Nylon Insert	1

11

G



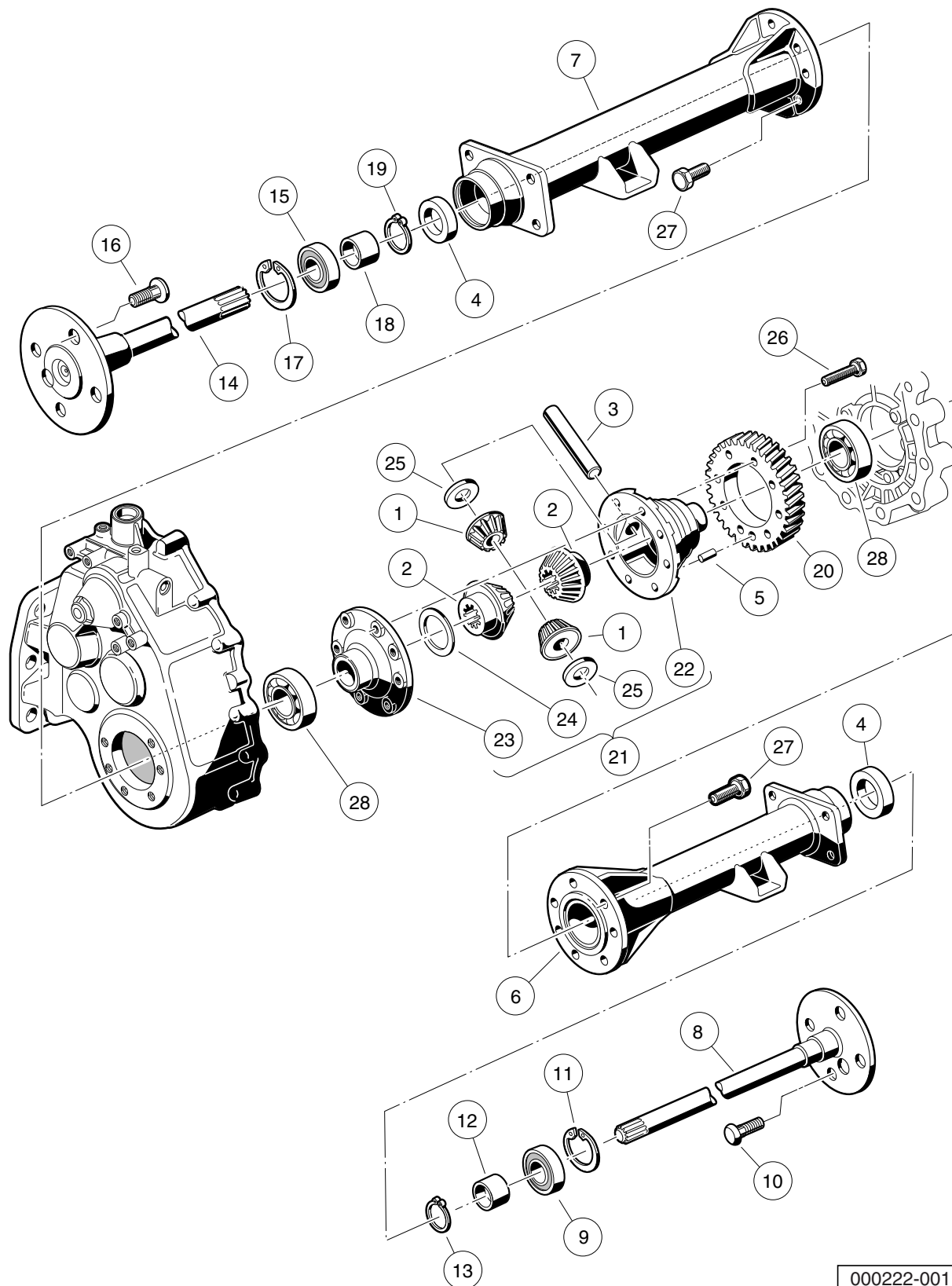
000221-001

TRANSAXLE – GASOLINE VEHICLES, TRANSMISSION AND GEAR REDUCTION

11

G

ITEM	PART NO.	DESCRIPTION	QTY
		1 2 3 4	
1	1012714	Oil Seal	1
2	1012740	Synchro Insert	3
3	1012741	Synchro Spring	2
4	1012747	Shifter Ball	1
5	1012748	Shifter Spring	1
6	1016337	Washer, Thrust	1
7	1016338	Washer, Spring	2
8	101889401	Guide	1
9	101890001	Fork - Shift	1
10	101891601	Sleeve, Governor	1
11	101891901	Gear, Cluster	1
12	101892001	Rod, Shift	1
13	101892201	Plate, Thrust	3
14	101892301	Governor Assembly	1
15	101892401	Gear, Spur	1
16	101892501	Gear, Helical (61 Tooth)	1
17	101892601	Gear, Helical (17 Tooth)	1
18	101893201	Key Sunk	1
19	101893901	Washer	1
20	101927501	Needle Bearing	1
21	101927601	Needle Bearing	3
22	101927701	Pin, .116" Dia X 0.264 Dowel	1
23	101927901	Sleeve, Synchro	1
24	101928001	Hub, Synchro Clutch	1
25	101928101	Bearing, Ball	1
26	101980801	Gear Assembly, 16-Degree Synchro (25 Tooth)	1
27	101980901	Gear Assembly, 16-Degree Rear Synchro (28 Tooth)	1
28	101981001	Ring, 16-Degree Synchronizer	2
29	102453001	Shaft, Trans, with Circlip	1
30	102453101	Circlip	1
31	7335	Bearing	2
32	AM10080	Bearing, Ball, Sealed	2
33	AM10081	Bearing, Ball, Sealed	1
Note: Items listed on this page are components of the unitized transaxle.			

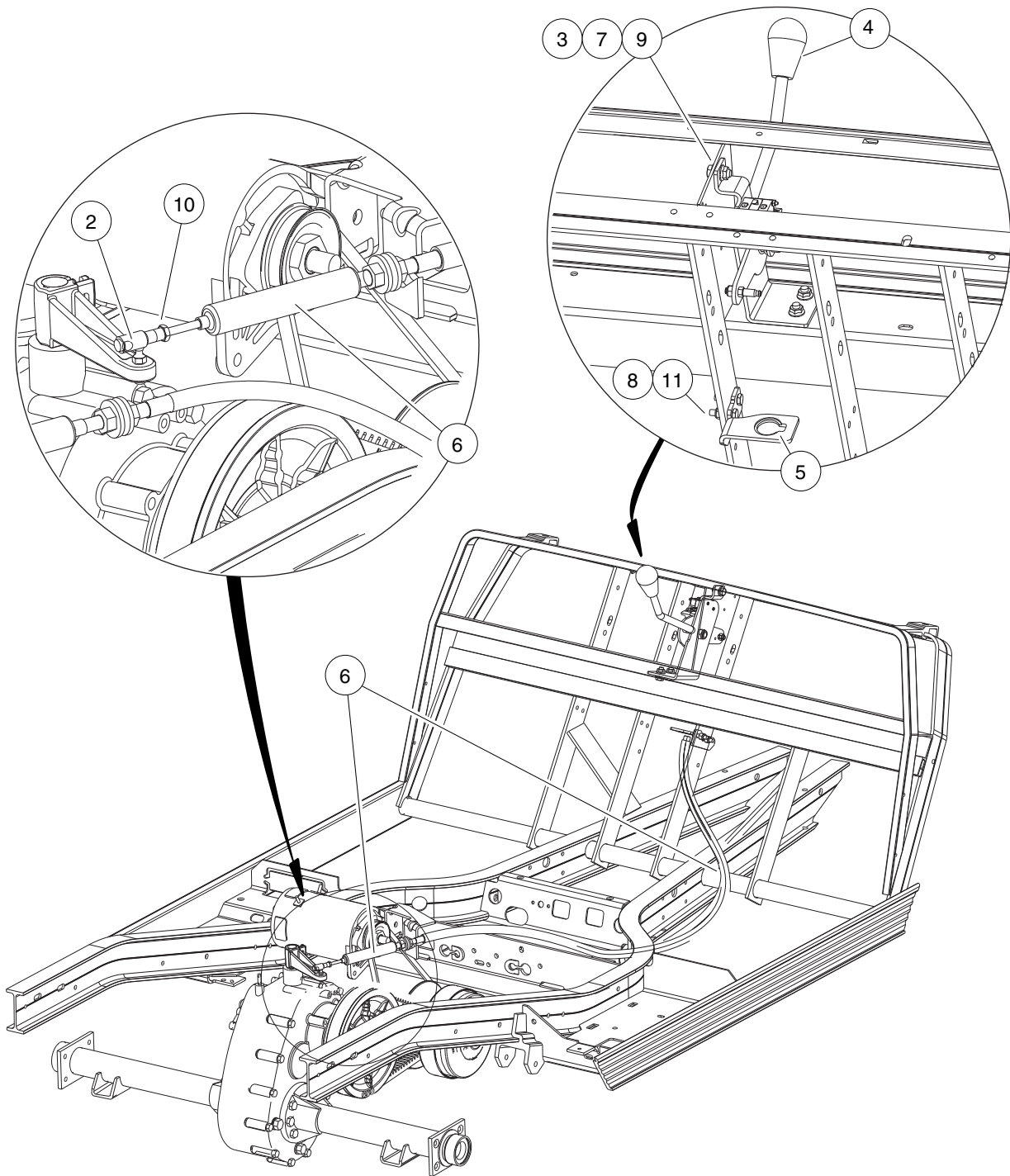


000222-001

TRANSAXLE – GASOLINE VEHICLES, DIFFERENTIAL AND AXLES

ITEM	PART NO.	DESCRIPTION	QTY
		1 2 3 4	
1	1013770	Differential Idler Gear	2
2	1013771	Gear, Differential	2
3	1013772	Pin, Differential	1
4	1013794	Axle Shaft Oil Seal	2
5	1014193	Dowel Pin	1
6	101890901	Pipe	1
7	101891001	Pipe	1
8	101891401	Axle Assembly, Passenger Side (includes items 9 through 13)	1
9	1011291	Outer Axle, Tube Bearing	1
10	1013787	Lug Stud	4
11	1013792	Circlip Type C	1
12	1014207	Bushing	1
13	1016672	Retaining Ring	1
14	101891501	Axle Assembly, Driver-Side (includes items 15 through 19)	1
15	1011291	Outer Axle, Tube Bearing	1
16	1013787	Lug Stud	4
17	1013792	Circlip Type C	1
18	1014207	Bushing	1
19	1016672	Retaining Ring	1
20	101892701	Gear, Helical	1
21	101910501	Kit, Differential Gear Case (includes items 22 through 25)	1
22	1013768	Differential Gear Case, Left-Hand	1
23	1013769	Differential Gear Case, Right-Hand	1
24	1013773	Plate, Thrust (Differential Gear)	1
25	1013774	Plate, Thrust (Idler Gear)	2
26	101928301	Screw, M8-1.25 X 35mm Hex Head	8
27	102031901	Bolt, M10 X 1.5 X 30mm	14
28	7330	Inner Axle Tube Bearing	2

11
G



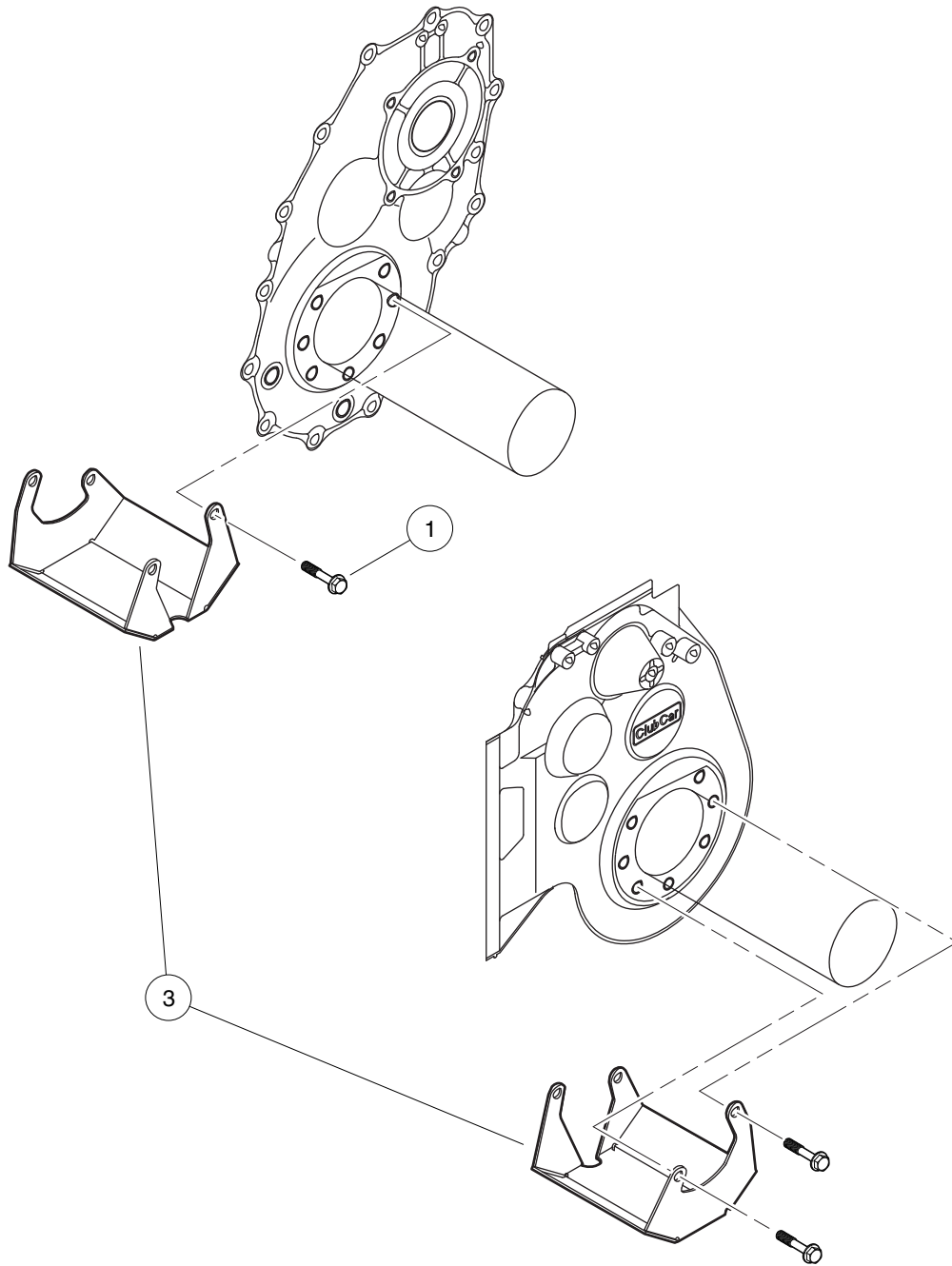
000573-001

FORWARD/REVERSE SHIFTER CABLE

ITEM	PART NO.	DESCRIPTION	QTY
		1 2 3 4	
1	N/A	Installation, Shifter, FNR (includes items 2 through 11)	1
2	1012333	Joint, #10-32 Ball	1
3	101963401	Locknut, 5/16-18 Hex Flange	3
4	102376001	Knob, Fnr	1
5	103295101	Brkt, Spt, Cable End, Fnr	1
6	103295201	Cable, Trans, Ball End, 1550mm	1
7	1241	Washer, 5/16 Type A Flat	3
8	304	Screw, 1/4-20 X 1.0 Hex-Head Cap	2
9	7173	Screw, 5/16-18 X 0.75 Hex-Head Cap	3
10	7893	Nut, #10-32 Hex	1
11	8233	Locknut, 1/4-20 Nylon Insert	2

11

G



000366-001

DIFFERENTIAL GUARD

ITEM	PART NO.	DESCRIPTION	QTY
		1 2 3 4	
1	101926901	Screw, M8-1.25 X 40mm Hex-Head	4
2	101932902	Diff Guard Unitized Kit (Includes Instructions) (includes item 3)	1
3	N/A	Guard, Unitized Differential	1

11

G

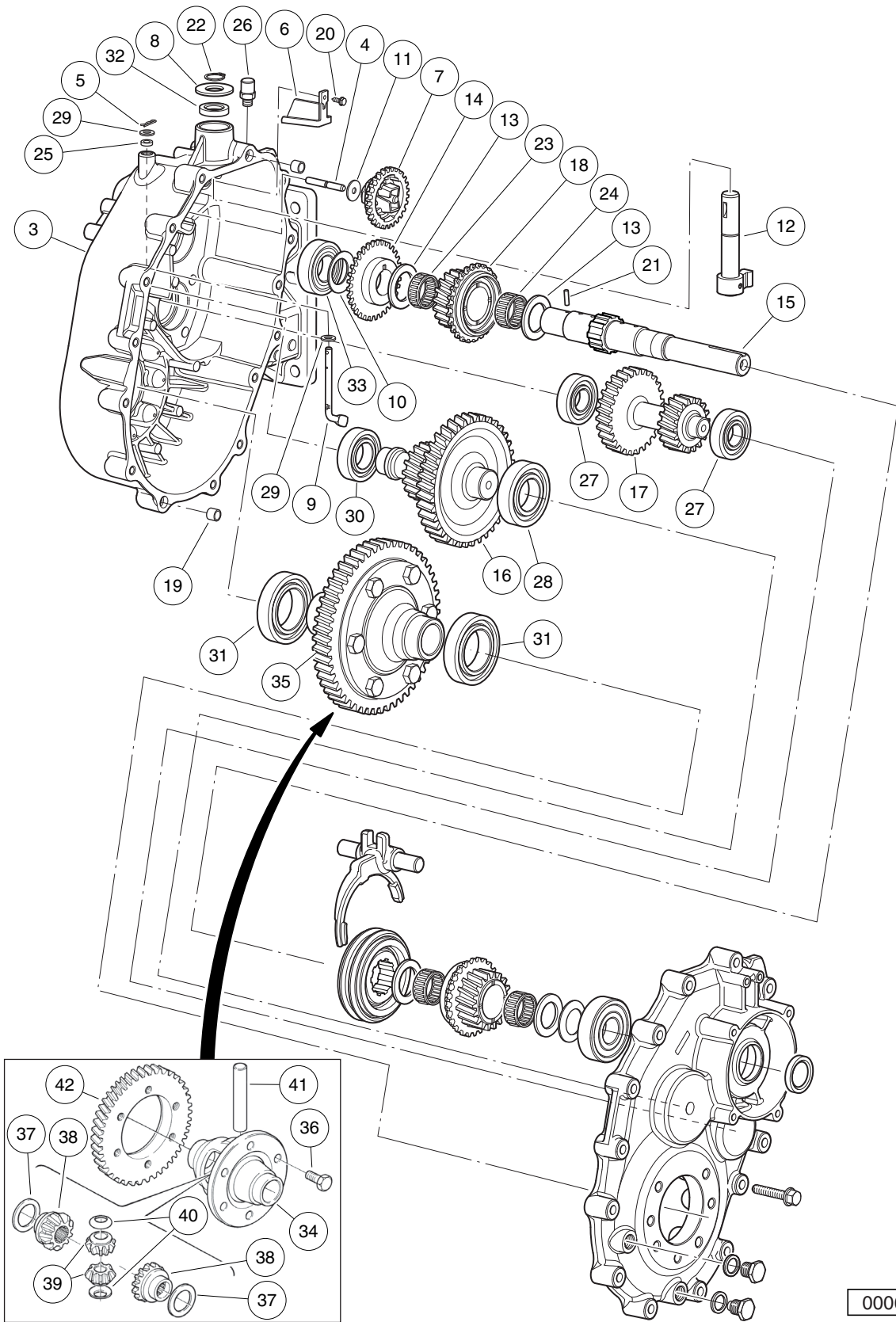
11

G

GRAZIANO TRANSAXLE – GASOLINE VEHICLE

12

G

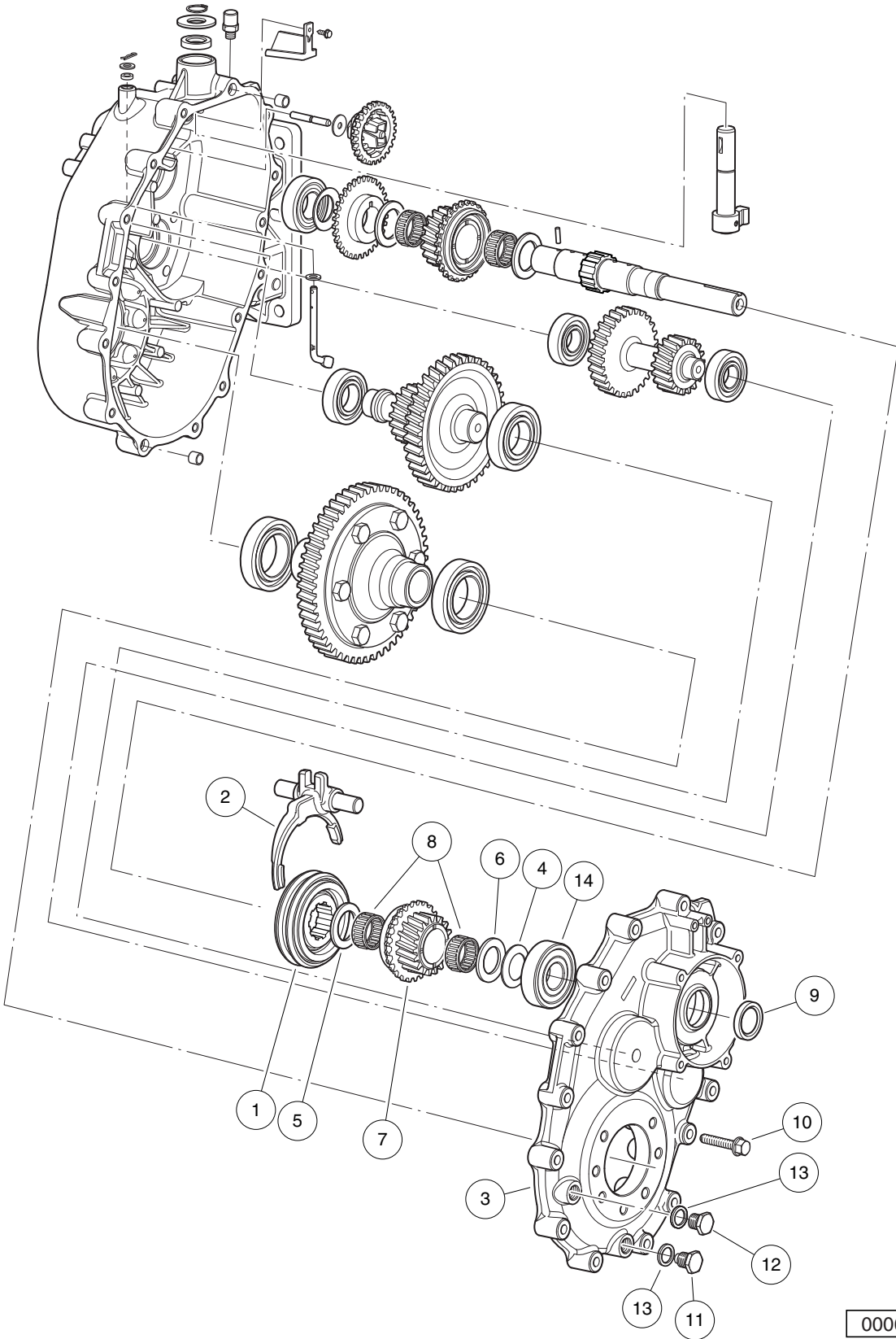


000680-001

GRAZIANO TRANSAXLE – GASOLINE VEHICLES

ITEM	PART NO.	DESCRIPTION	QTY
		1 2 3 4	
1	102896801	Transaxle, Unitized, Graziano (includes items 2 through 35)	1
2	102896901	Gear Box, Complete (includes items 3 and 4)	1
3	N/A	Gear Box	1
4	N/A	Pin, Speed Governor	1
5	102897401	Pin, Split	1
6	102897601	Conveyor, Oil	1
7	102897701	Assembly, Speed Governor	1
8	102897801	Washer, Thrust	1
9	102897901	Lever, Speed Governor	1
10	102898001	Washer, Belleville	1
11	102898101	Bearing, Thrust	1
12	102898201	Unit, Drive Selector	1
13	102898301	Bearing, Thrust	2
14	102898501	Gear, Speed Governor	1
15	102898601	Shaft, Main	1
16	102898701	Shaft, Secondary	1
17	102898801	Shaft, Reverse Gear	1
18	102899001	Gear, Complete, 28t	1
19	102899101	Dowel	2
20	102899201	Screw	1
21	102899301	Pin	1
22	102899401	Ring, Snap	1
23	102899501	Cage, Roller	1
24	102899601	Cage, Roller	1
25	102899701	Grommet	1
26	102899801	Bleeder	1
27	102900401	Bearing	2
28	102900501	Bearing	1
29	102900601	Washer	2
30	102900701	Bearing	1
31	102900801	Bearing	2
32	102900901	Grommet	1
33	102901001	Bearing	1
34	102901201	Box, Differential	1
35	102902001	Assembly, Differential (includes items 36 through 42)	1
36	102901301	Screw, M10 X 25	6
37	102901401	Ring, Sleeve	2
38	102901501	Gear, Sun	2
39	102901601	Gear, Planetary	2
40	102901701	Ring, Sleeve	2
41	102901801	Pin	1
42	102901901	Gear	1

12
G



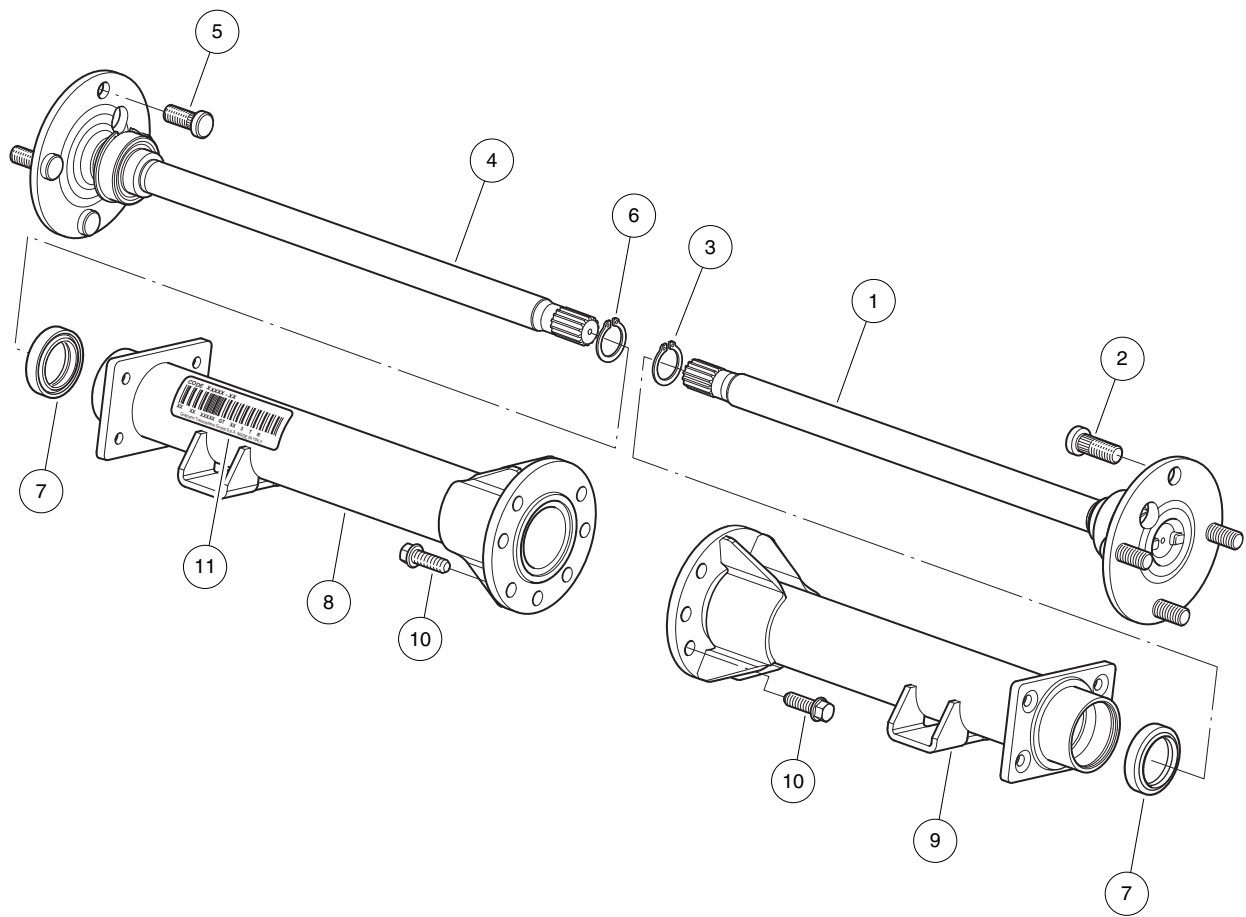
000680-002

GRAZIANO TRANSAXLE – GASOLINE VEHICLES

ITEM	PART NO.	DESCRIPTION	QTY
		1 2 3 4	
1	102897201	Synchronizer, Complete	1
2	102897301	Fork, Complete	1
3	102897501	Cover, Box	1
4	102898001	Washer, Belleville	1
5	102898301	Bearing, Thrust	1
6	102898401	Washer, Thrust	1
7	102898901	Gear, Complete, 25t	1
8	102899601	Cage, Roller	2
9	102899901	Grommet	1
10	102900001	Screw	15
11	102900101	Plug, Magnetic	1
12	102900201	Plug	1
13	102900301	Seal	2
14	102901101	Bearing	1
<p>Note: Items listed on this page are components of the Graziano transaxle assembly.</p>			

12

G



000681-001

GRAZIANO TRANSAXLE – GASOLINE VEHICLES

ITEM	PART NO.	DESCRIPTION	QTY
		1 2 3 4	
1	102902101	Shaft, Short, Complete (includes items 2 and 3)	1
2	102902301	Bolt, Stud	4
3	102902401	Snap Ring	1
4	102902201	Shaft, Long, Complete (includes items 5 and 6)	1
5	102902301	Bolt, Stud	4
6	102902401	Snap Ring	1
7	102902501	Seal, Lip	2
8	102902601	Assembly, Tube Extension, Lh	1
9	102902701	Assembly, Tube Extension, Rh	1
10	102902801	Screw, M10 X 30	14
11	N/A	Tag, Serial	1
		<p>Note: Items listed on this page are components of the Graziano transaxle assembly.</p>	

12

G

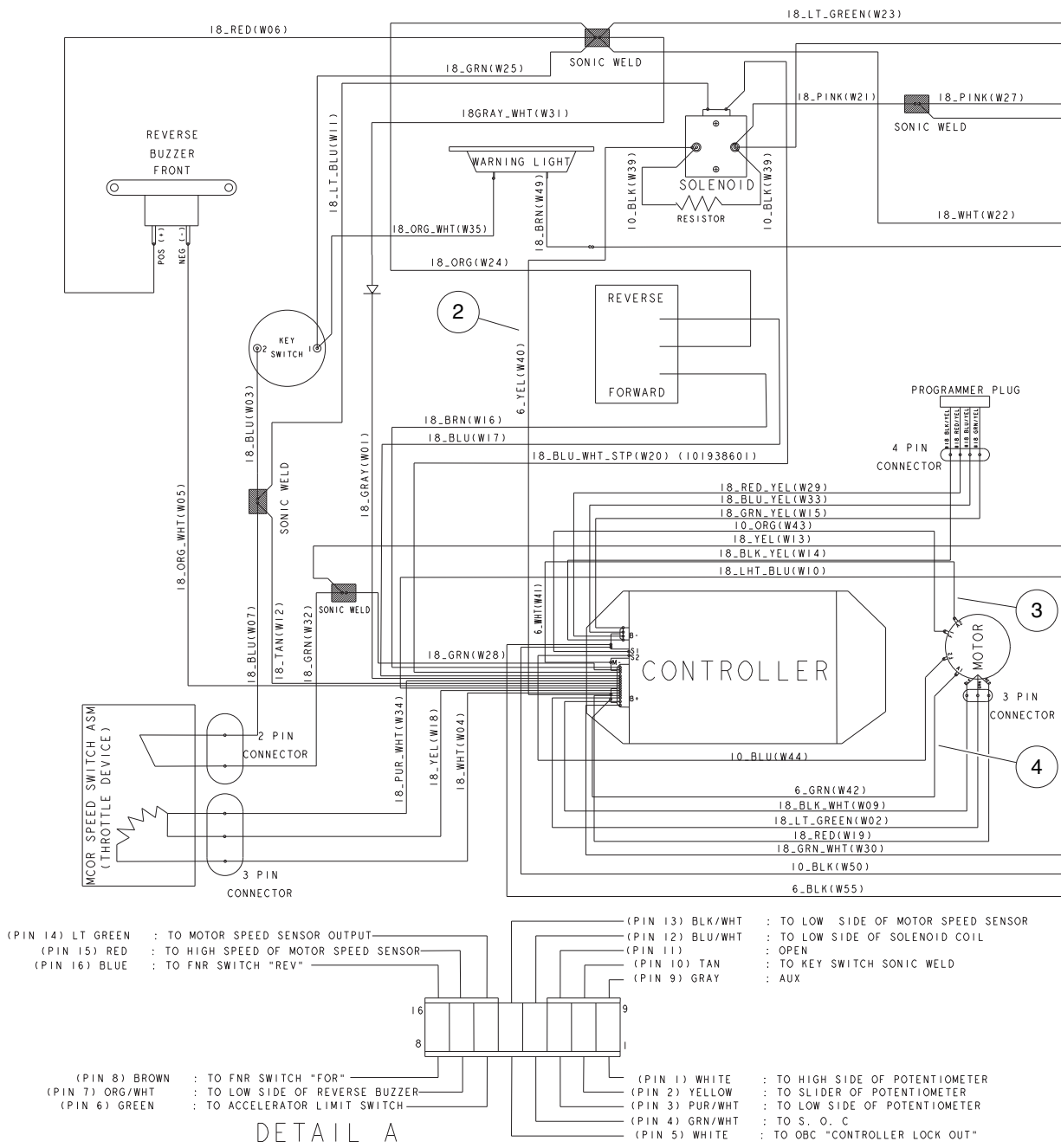
12

G

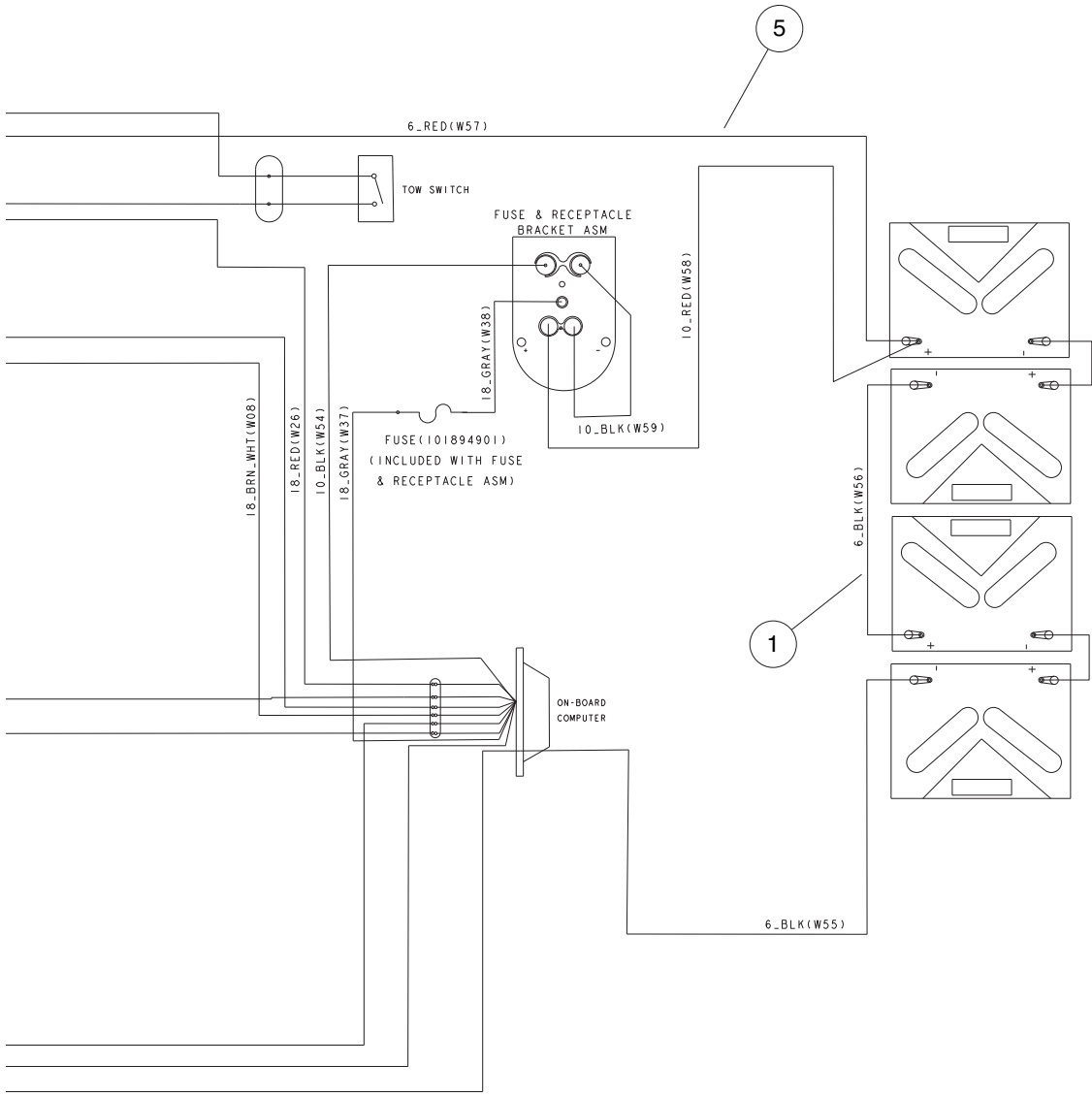
ELECTRICAL SYSTEM – ELECTRIC VEHICLES

13

E



000606-002



000606-002

13

E

See previous two pages for illustration.

WIRING – ELECTRIC VEHICLE

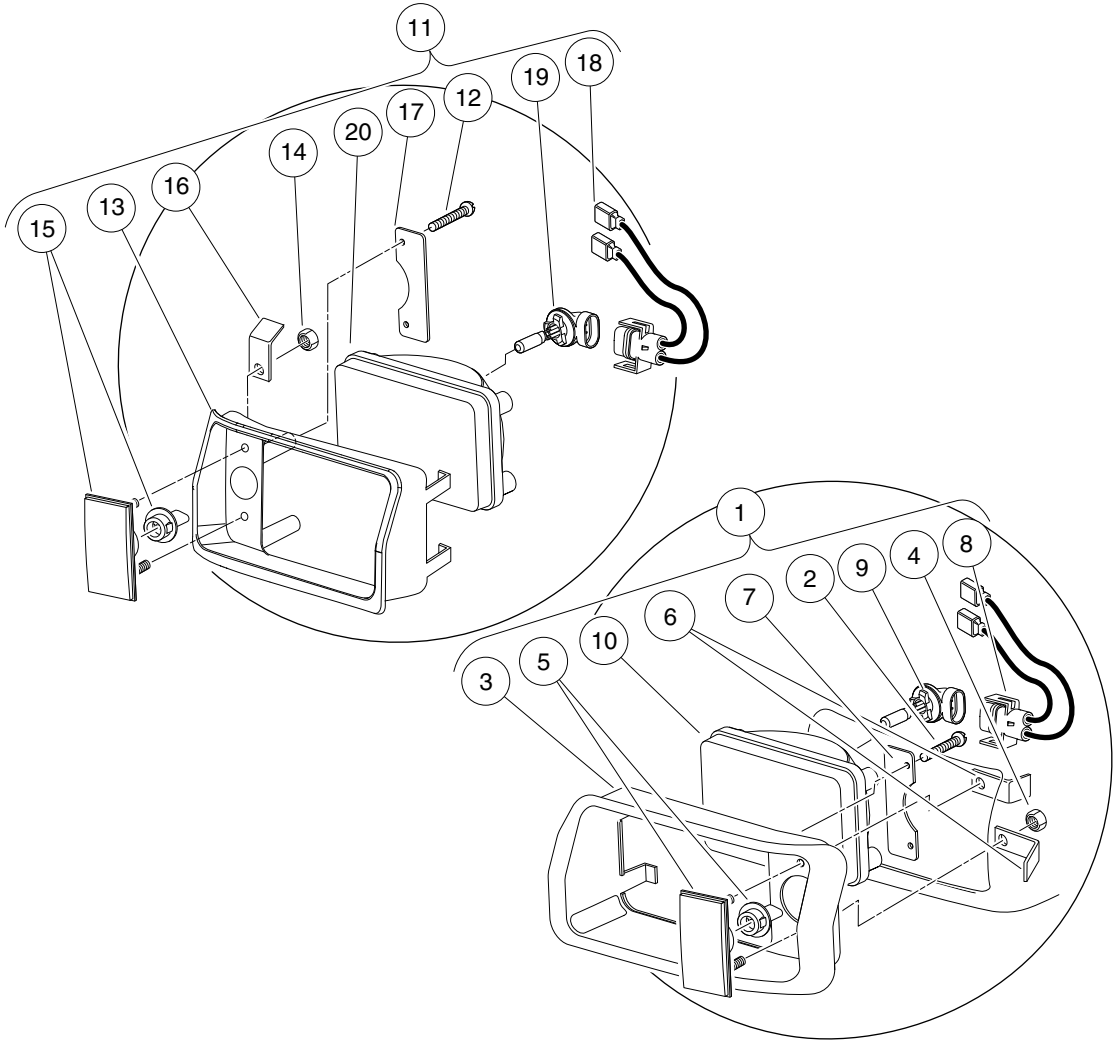
ITEM	PART NO.	DESCRIPTION	QTY
		1 2 3 4	
1	101795701	Asm, Wire, #6blk 13in	5
2	101903001	Wire Assembly #6 Yellow	1
3	101968701	Wire Assy, #6 White	1
4	101978001	Wire Assy, #6 Green	1
5	102199601	Wire Assy, #6 Red	1
6	103221801	Asm, Wire Harness, Electric	1

13

E

13

E



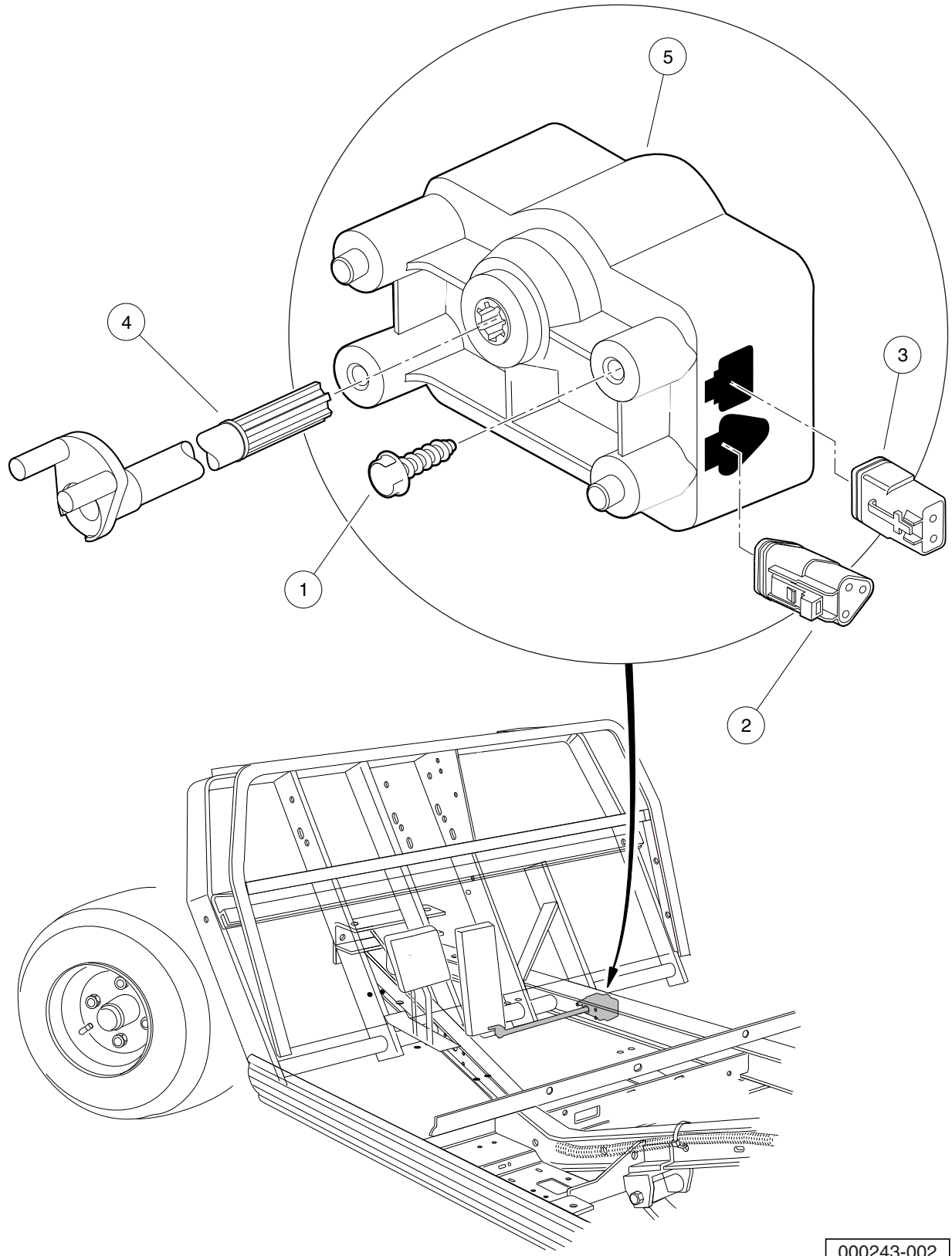
000073-001

HEADLIGHTS

13

E

ITEM	PART NO.	DESCRIPTION	QTY
		1 2 3 4	
1	101988001	Headlight Assembly, Driver-Side Single Beam (includes items 2 through 10)	1
2	1013461	Screw, #10-16 Hex-Head Hi-Lo	2
3	1016880	Headlight Bezel, Left	1
4	1017	Nut, #10-24 Stainless-Steel Hex Machine	2
5	1017062	Turn Signal Lens Assy	1
6	1017064	Mounting Bracket	2
7	1017065	Retainer, Headlight	1
8	101987901	Connector Harness Assembly, Headlight	1
9	101988101	Bulb, Headlight	1
10	101988201	Lens, Headlight	1
11	101988002	Headlight Assy, Passenger-Side Single Beam (includes items 12 through 20)	1
12	1013461	Screw, #10-16 Hex-Head Hi-Lo	2
13	1016879	Headlight Bezel, Right	1
14	1017	Nut, #10-24 Stainless-Steel Hex Machine	2
15	1017062	Turn Signal Lens Assy	1
16	1017064	Mounting Bracket	2
17	1017065	Retainer, Headlight	1
18	101987901	Connector Harness Assembly, Headlight	1
19	101988101	Bulb, Headlight	1
20	101988201	Lens, Headlight	1



000243-002

MOTOR CONTROLLER OUTPUT REGULATOR (MCOR)

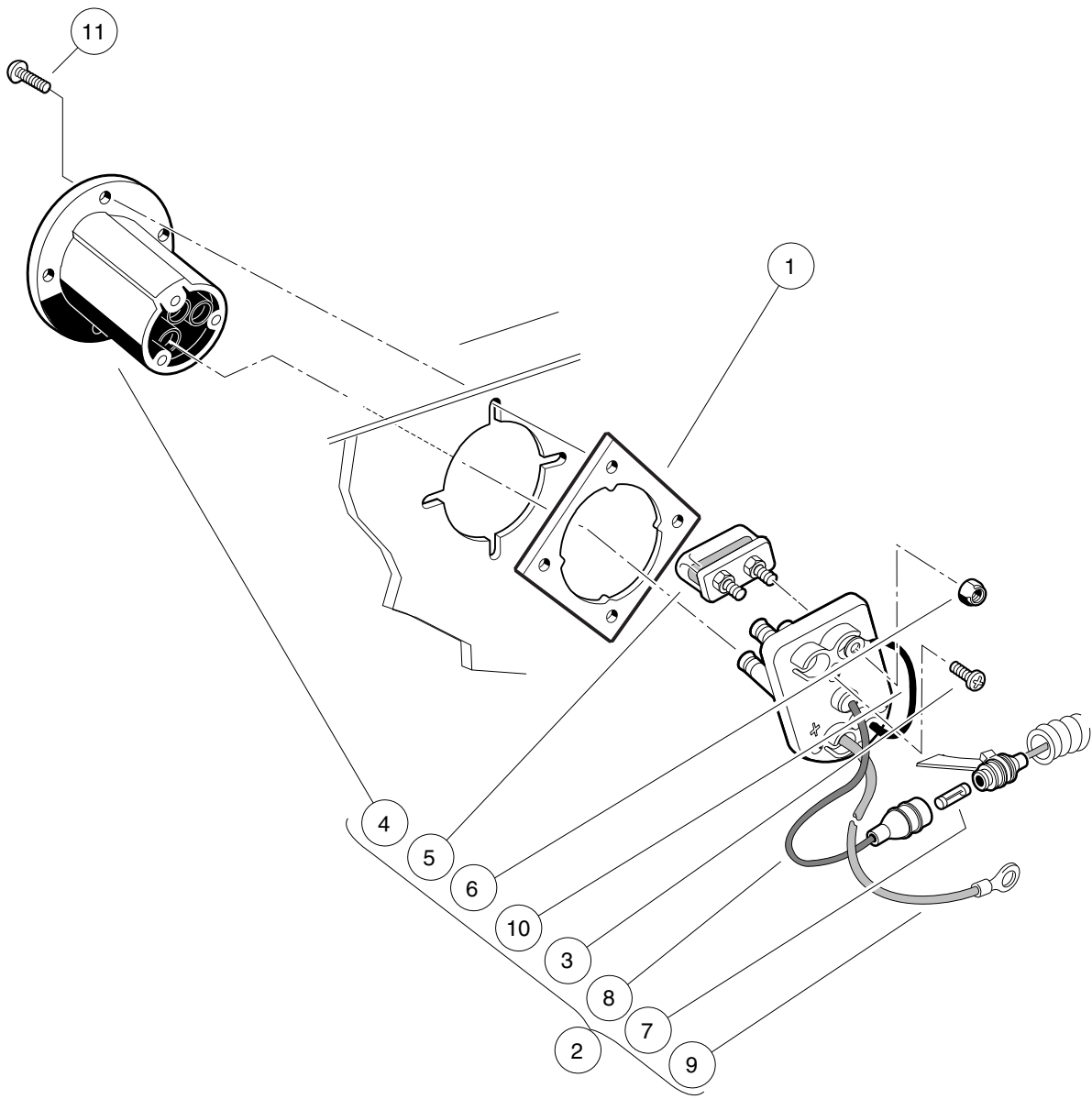
ITEM	PART NO.	DESCRIPTION	QTY
		1 2 3 4	
1	1015752	Screw, #12-16 X 0.625 Hi-Lo	2
2	101920101	Kit, 3-Pin Wedge Lock	1
3	101936801	Kit, 2-Pin Wedge Lock	1
4	102101001	Bar, Drive, Cast	1
5	102101101	MCOR	1

13

E

13

E



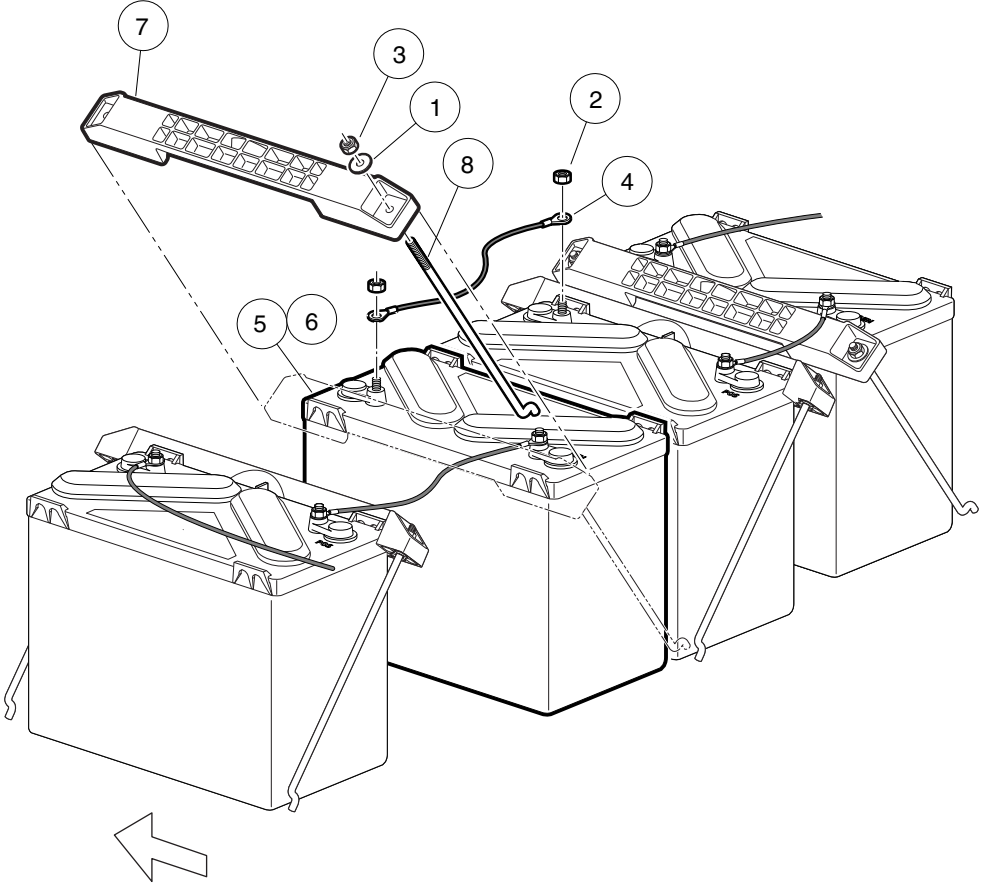
000369-001

BATTERY CHARGER RECEPTACLE

ITEM	PART NO.	DESCRIPTION	QTY
		1 2 3 4	
1	101801001	Plate, Receptacle Backing	1
2	101802101	Fuse and Receptacle Assembly (includes items 3 through 10)	1
3	1017705	Screw, #8 X 5/8 Phillips Pan-Head Type AB	3
4	101796501	Receptacle	1
5	101796801	Fuse Assembly (includes item 6)	1
6	1013061	Locknut, #10-32 Nylon Insert	2
7	N/A	Fuse, 3/8-Amp	1
8	N/A	Wire Assembly, Sense Lead, Gray	1
9	N/A	Wire Assembly, #10 Red	1
10	N/A	Wire Assembly, #10 Black	1
11	101832001	Screw, #7-19 X 0.625 Phillips Pan-Head Tap	4

13

E



000241-002

BATTERIES, ELECTRIC VEHICLE

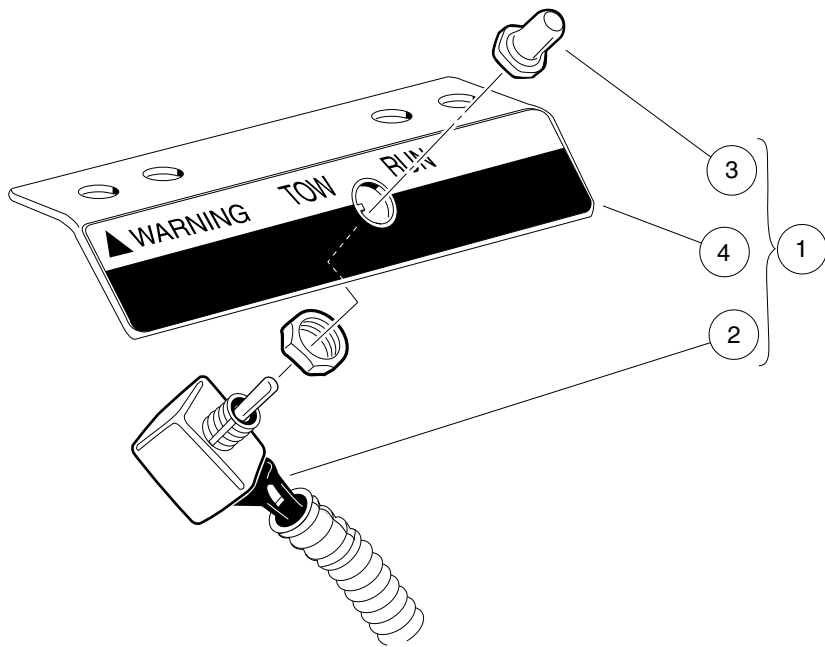
ITEM	PART NO.	DESCRIPTION	QTY
		1 2 3 4	
1	1011697	Washer, 5/16 Flat	8
2	1014304	Nut, 5/16-18 Stainless-Steel Hex	8
3	1015072	Locknut, 5/16-18 Nylon Insert	8
4	101795701	Asm, Wire, #6blk 13in	3
5	102511301	Battery, Ventmaster 12-Volt (Wet)	4
6	102511302	Battery, Ventmaster 12-Volt (Dry, also known as moist)	4
7	102777401	Battery Hold-Down	4
8	102832601	Bolt, Battery, J-	8

13

E

13

E



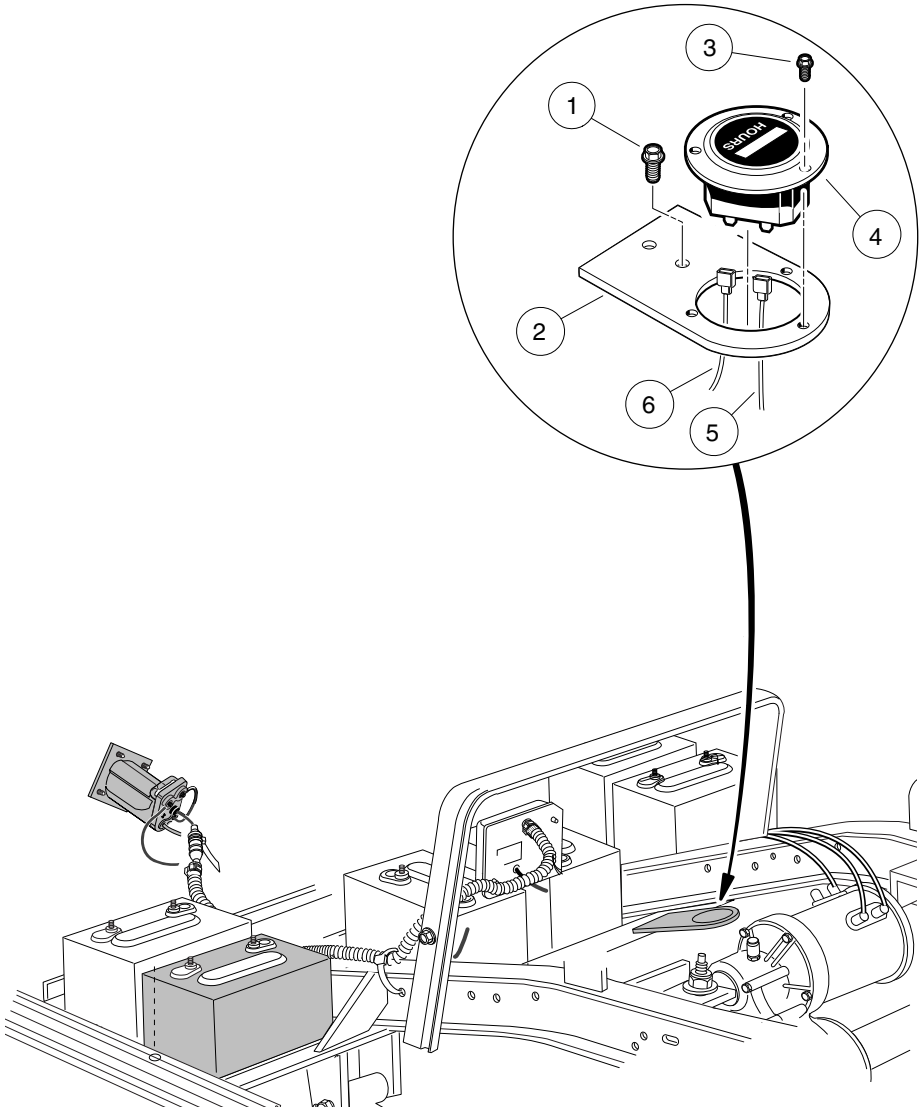
000605-001

TOW/RUN SWITCH

ITEM	PART NO.	DESCRIPTION	QTY
		1 2 3 4	
1	N/A	Tow Switch Assembly (includes items 2 through 4)	1
2	101908101	Switch Assembly, Tow/Run	1
3	101908401	Boot, Switch	1
4	101922501	Bracket, Tow/Run Switch Mounting	1

13

E



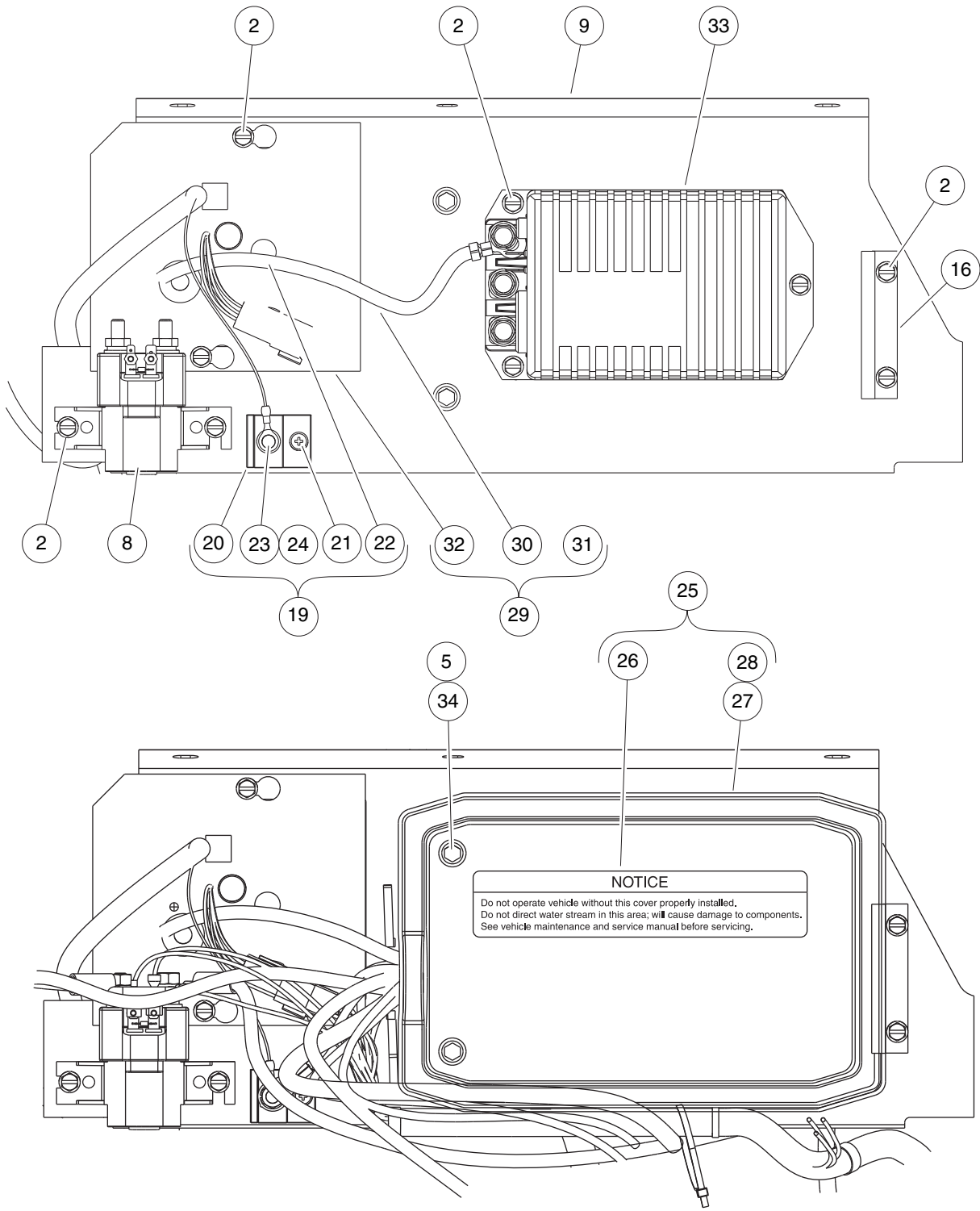
000341-001

HOUR METER

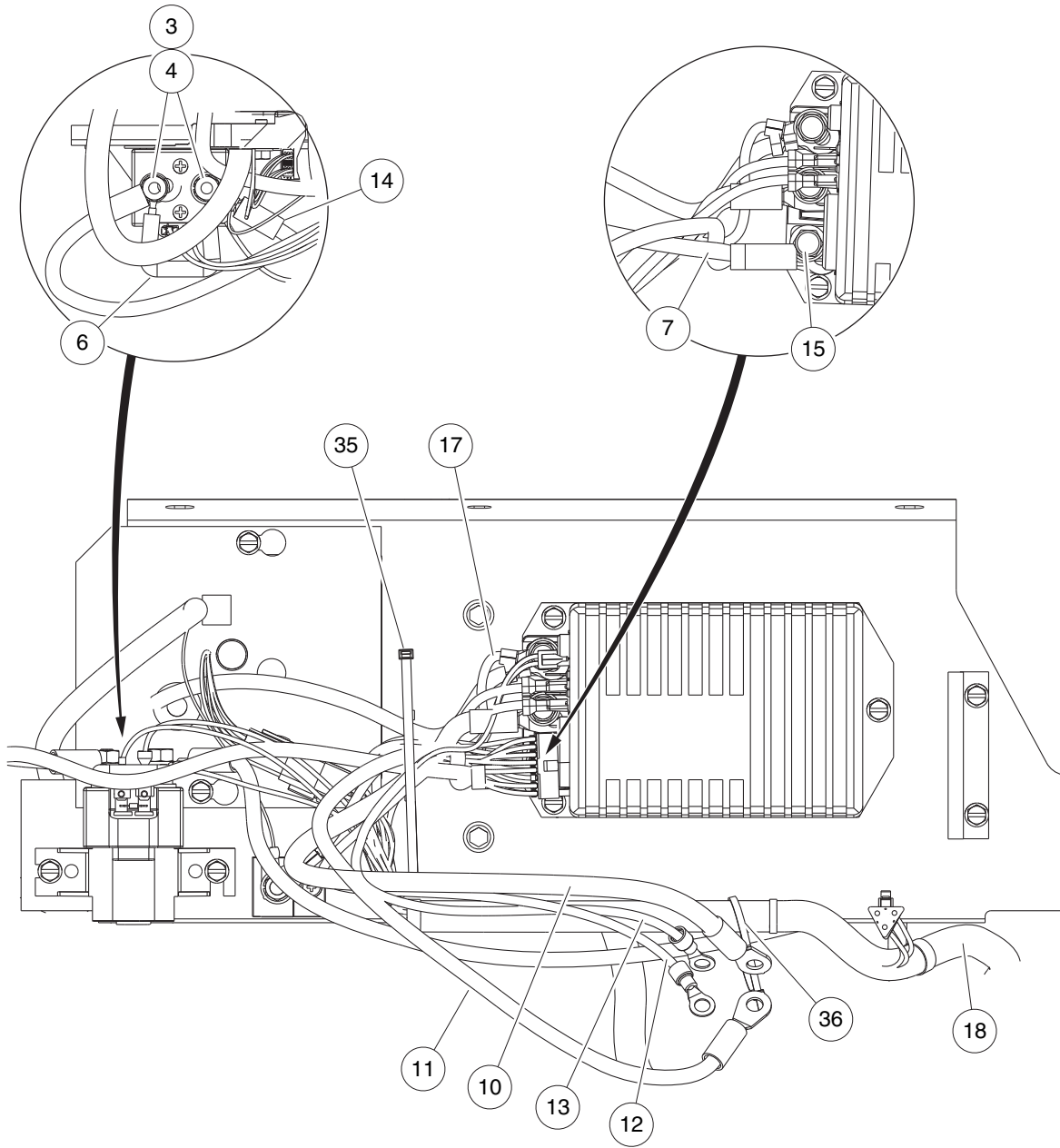
ITEM	PART NO.	DESCRIPTION	QTY
		1 2 3 4	
1	1012285	Screw, 1/4 X 0.625 Hex-Head	1
2	1013547	Hour Meter Bracket	1
3	1014540	Screw, #6-32 X 3/8 Taptite	3
4	N/A	Hour Meter	1
5	101997802	Wire Assembly #18 Yellow	1
6	N/A	Wire Assy, #18 Blue	1

13

E



000607-002



000607-002

13

E

See previous two pages for illustration.

ELECTRICAL COMPONENTS – TURF/CARRYALL 1

13

E

ITEM	PART NO.	DESCRIPTION	QTY
		1 2 3 4	
1	N/A	Asm, Electrical Component Box (includes items 2 through 31)	1
2	1012285	Screw, 1/4 X 0.625 Hex-Head	9
3	1012528	Nut, M8-1.25 Hex	2
4	1013734	Lockwasher, 8mm Split	2
5	1014063	Screw, 1/4-20 X 1.00 Hex Head	2
6	1014947	Resistor Assembly	1
7	101903001	Wire Assembly #6 Yellow	1
8	101908703	Solenoid, 48v W/ Diode	1
9	101965202	Plate, Component Mounting	1
10	101968701	Wire Assy, #6 White	1
11	101978001	Wire Assy, #6 Green	1
12	101978101	Asm, Wire, #10 Orange 5/16	1
13	101978201	Wire Assy, #10 Blue	1
14	102199601	Wire Assy, #6 Red	1
15	102240501	Bolt, Controller, Terminal	3
16	****	Extrusion, Cover Support	1
17	102263601	Wire Assy, #10 Black	1
18	103221801	Asm, Wire Harness, Electric	1
19	103282701	Kit, Terminal Block Ground	1
20	103316901	Cover Asm - Controller (includes items 21 through 23)	1
21	101931501	Decal, Component Cover	1
22	103316701	Cover - Controller, Deep	1
23	103316801	Gasket - Controller Cover	1
24	N/A	Kit, OBC, DS and Util IQ (includes items 25 through 27)	1
25	103282601	Wire Assembly Black #10	1
26	N/A	Instr Obs Ds Pre 01-28-2007	1
27	103403101	Asm, Obs, Iq, V3.0	1
28	103390201	Controller, Modified, 48v Iq	1
29	332	Washer, 1/4 Type A Narrow Flat	2
30	8639	Tie Wrap, 11" Nylon	1
31	8990	Tie Wrap, 8" Nylon	1
**** Special order item available upon request.			

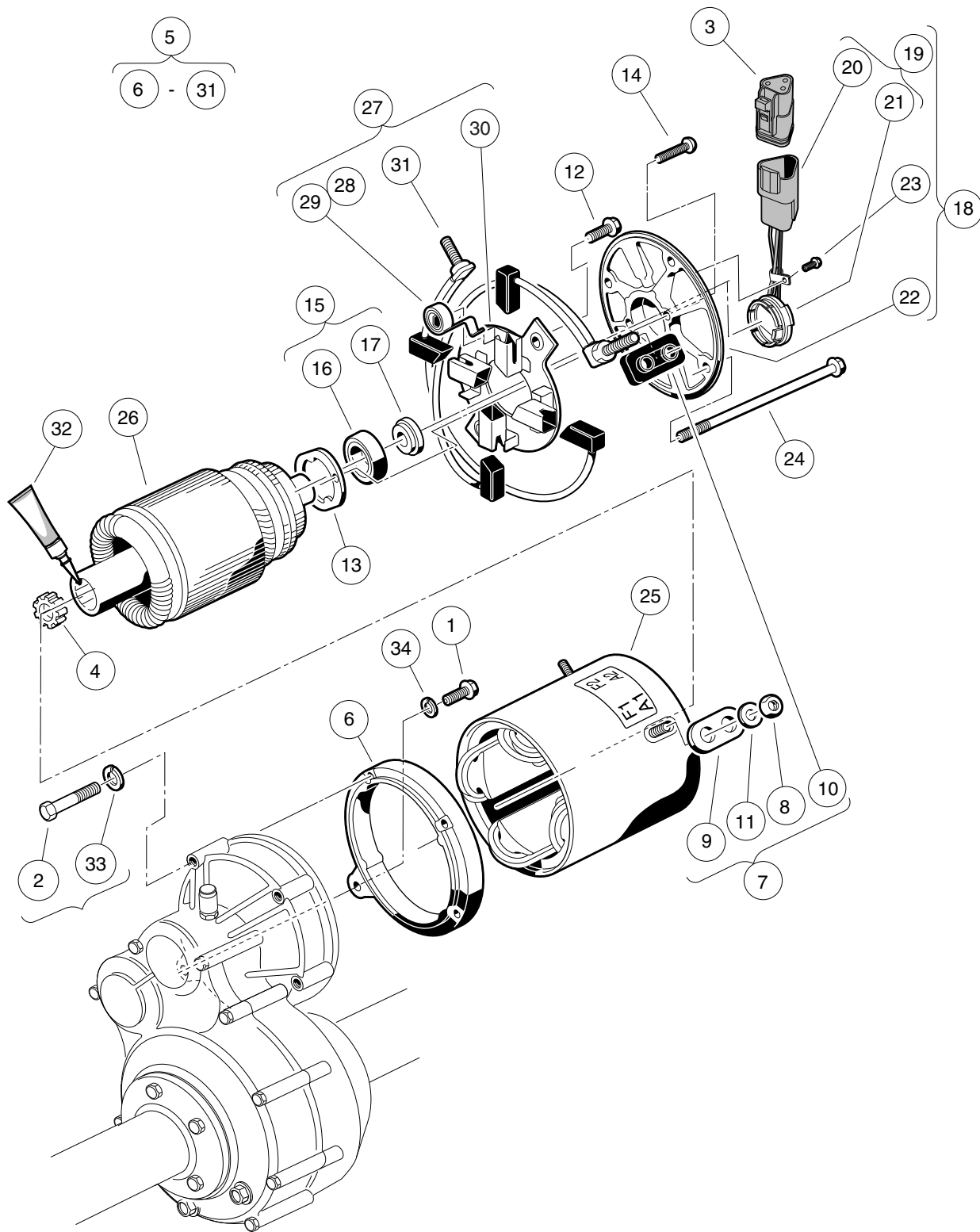
13

E

ELECTRIC MOTOR

14

E



000349-002

MOTOR (MODEL 5BC59JBS6390) – ELECTRIC VEHICLE

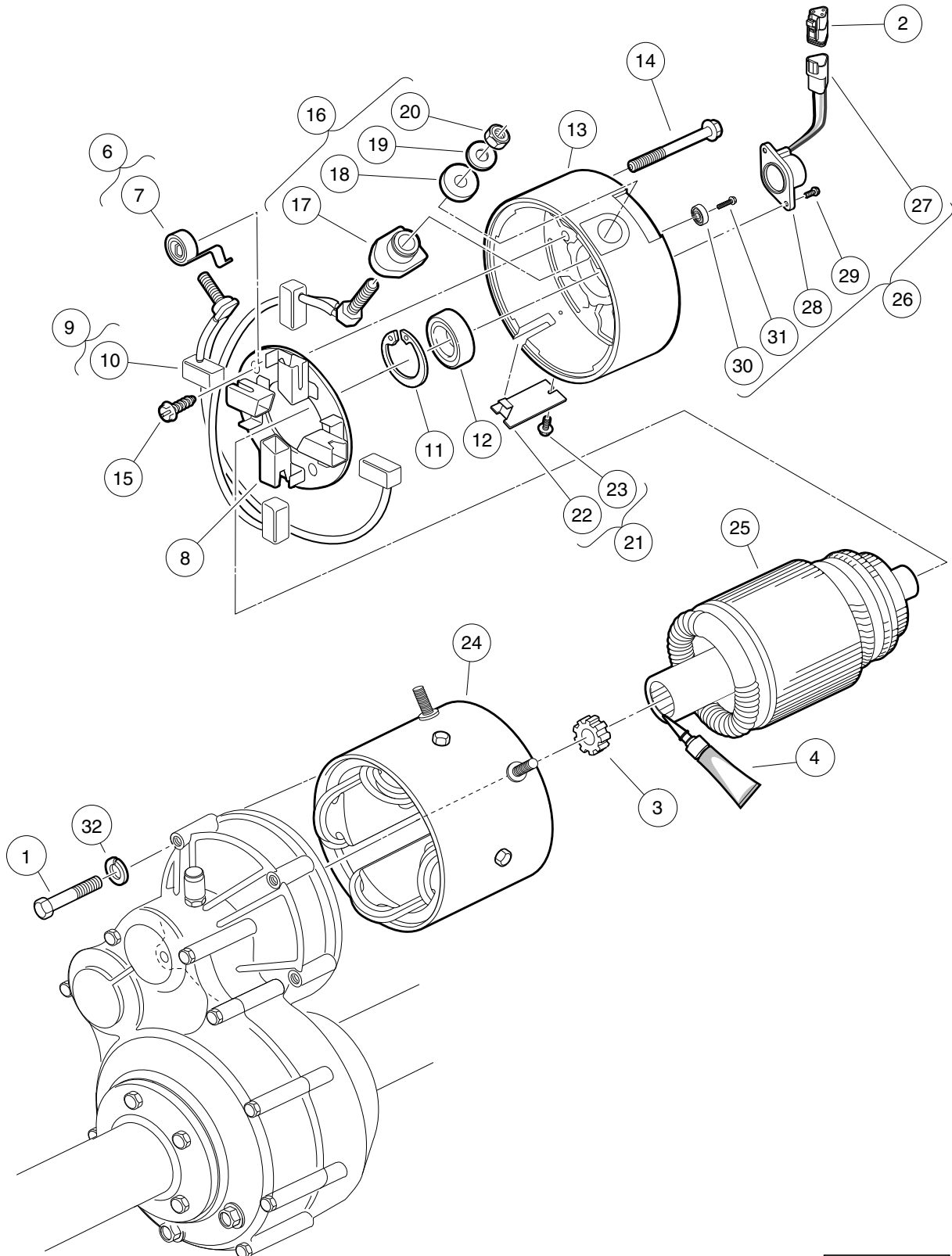
ITEM	PART NO.	DESCRIPTION	QTY
		1 2 3 4	
1	1010934	Screw, 5/16-18 X 1.00 Hex Cap	1
2	1014201	Screw, 1/4-20 X 2.25 Hex Cap	3
3	101920101	Kit, 3-Pin Wedge Lock	1
4	102235201	Bumper, Drive Unit	1
5	102240104	Motor, 48-Volt Non-Skew IQ * (includes items 6 through 27)	1
6	1017944	End Shield	1
7	1017947	Hardware Package (includes items 8 through 11)	1
8	1011280	Locknut, 5/16-18	4
9	N/A	Insulator Bushing	2
10	N/A	Insulated Bushing	2
11	1241	Washer, 5/16 Type A Flat	4
12	1017949	Screw, #6-32 X 0.480 Hex-Head	2
13	1017950	Bearing Retainer	1
14	1017953	Screw, Bearing Retainer	2
15	102265701	Kit, Bearing and Magnet (includes items 16 and 17)	1
16	1011290	Ball Bearing	1
17	102265801	Magnet	1
18	102265901	Motor End Shield Asm (includes items 19 through 23)	1
19	102265601	Speed Sensor Assembly (includes items 20 and 21)	1
20	101942301	Kit, 3-Pin Wedge Lock	1
21	N/A	Sensor, Speed, without Connector	1
22	102266001	End Shield, Motor	1
23	102267001	Screw, #8-32 X 0.375 Hex-Head	1
24	102266101	Screw, #10 - 32 X 8.250	4
25	103325701	Stator Shell and Winding	1
26	103325801	Non Skew Armature	1
27	103337601	Brush Assembly, IQ Motor, Non-Skew (includes items 28 through 31)	1
28	1011411	Kit, Brush Spring (ge Motor) (includes item 29)	1
29	1011285	Brush Spring	4
30	103325501	Brush Rigging, Non-Skew Motor	1
31	103325601	Brush Set, Non-Skew	1
32	102243403	Lubricant, Moly-Teflon (Single-Use Tube)	1
33	451	Lockwasher, 1/4 Split	3
34	7174	Lockwasher, 5/16 Split	1
		* Note: The model 5BC59JBS6390 motor has been discontinued. To replace the motor, use motor model EJ8-4001A.	

14

E

14

E



000185-002

MOTOR (MODEL EJ8-4001A) – ELECTRIC VEHICLE

ITEM	PART NO.	DESCRIPTION	QTY
		1 2 3 4	
1	1014201	Screw, 1/4-20 X 2.25 Hex Cap	3
2	101920101	Kit, 3-Pin Wedge Lock	1
3	102235201	Bumper, Drive Unit	1
4	102243403	Lubricant, Moly-Teflon (Single-Use Tube)	1
5	N/A	IQ Electric Motor, 48-VDC 3.3 hp (includes items 6 through 26)	1
6	102186001	Spring Kit, Motor Brush (includes item 7)	1
7	N/A	Spring, Brush, S-g	4
8	102186101	Brush Box Assembly	1
9	102186201	Brush Kit, Motor (includes item 10)	1
10	N/A	Assembly, Brush and Terminal	2
11	102186301	Ring, 2.24" Internal Retaining	1
12	102186401	Bearing, Ball	1
13	102186701	End Cap, Motor	1
14	N/A	Screw, 1/4-20 X 2.25 Hex-Head Washer	2
15	102186901	Screw, #8-32 X .5 Hex-Head	2
16	102187101	Hardware Kit, Motor Terminal (includes items 17 through 20)	2
17	N/A	Bushing, Nylon	2
18	N/A	Washer, Nylon Flat	2
19	N/A	Washer, Flat, 5/16 Steel	2
20	N/A	Nut, Brass Hex, 5/16 - 18	2
21	102187201	Plate Kit, Motor Cover (includes items 22 and 23)	1
22	N/A	Assembly, Cover Plate	1
23	N/A	Screw, #8-32 x 0.375, Taptite Thread	1
24	102704701	Frame and Field Assembly	1
25	102704801	Armature Assembly	1
26	102704901	Kit, Speed Sensor (includes items 27 through 31)	1
27	101942301	Kit, 3-Pin Wedge Lock	1
28	N/A	Sensor, Motor Speed, ADC	1
29	N/A	Screw, #8-32, Taptite Thread	2
30	N/A	Magnet, ADC Motor	1
31	N/A	Screw, 1/4-20 x 0.5	1
32	451	Lockwasher, 1/4 Split	3

14

E

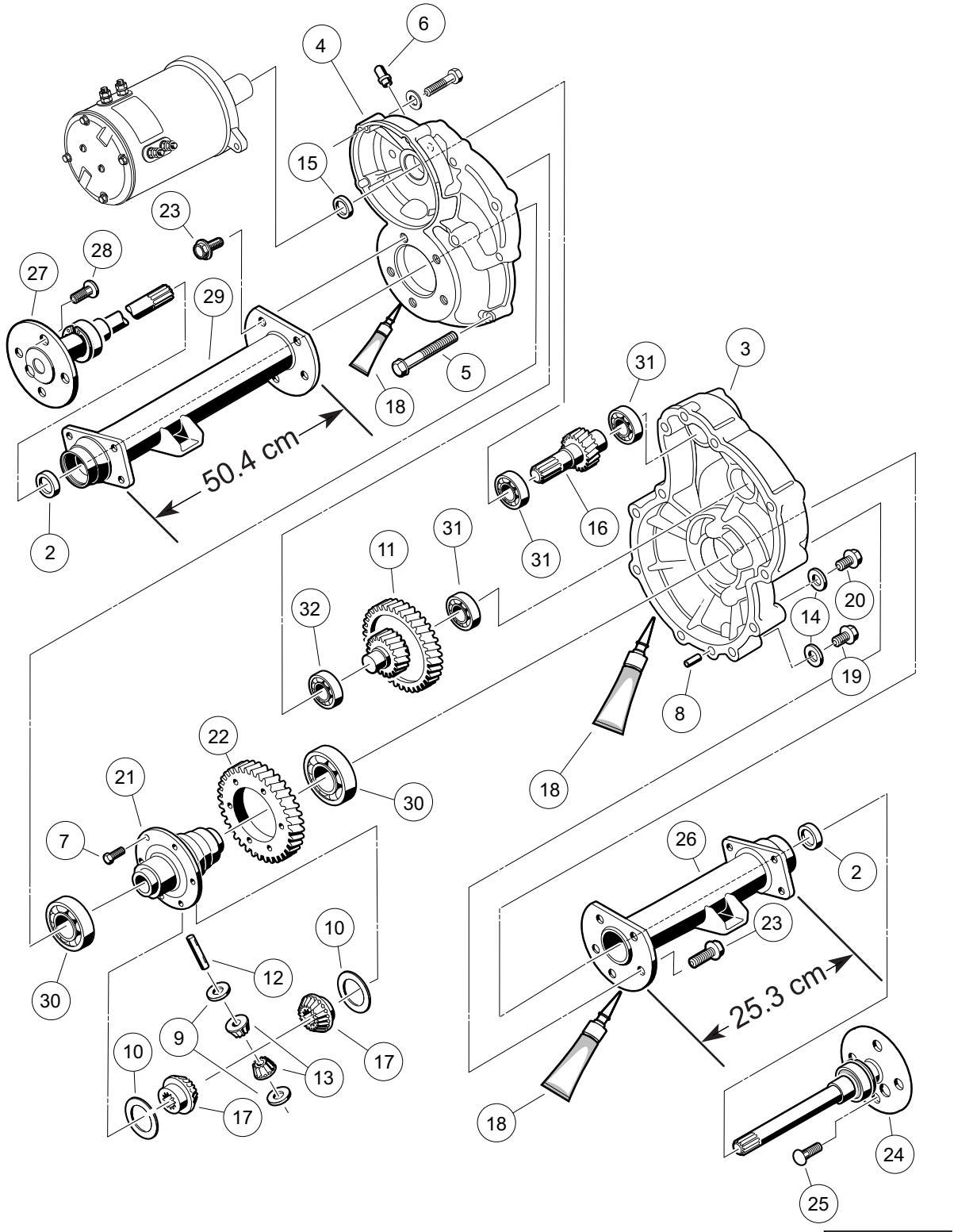
14

E

TRANSAXLE – ELECTRIC VEHICLES

15

E



000223-002

TRANSAXLE – ELECTRIC VEHICLES

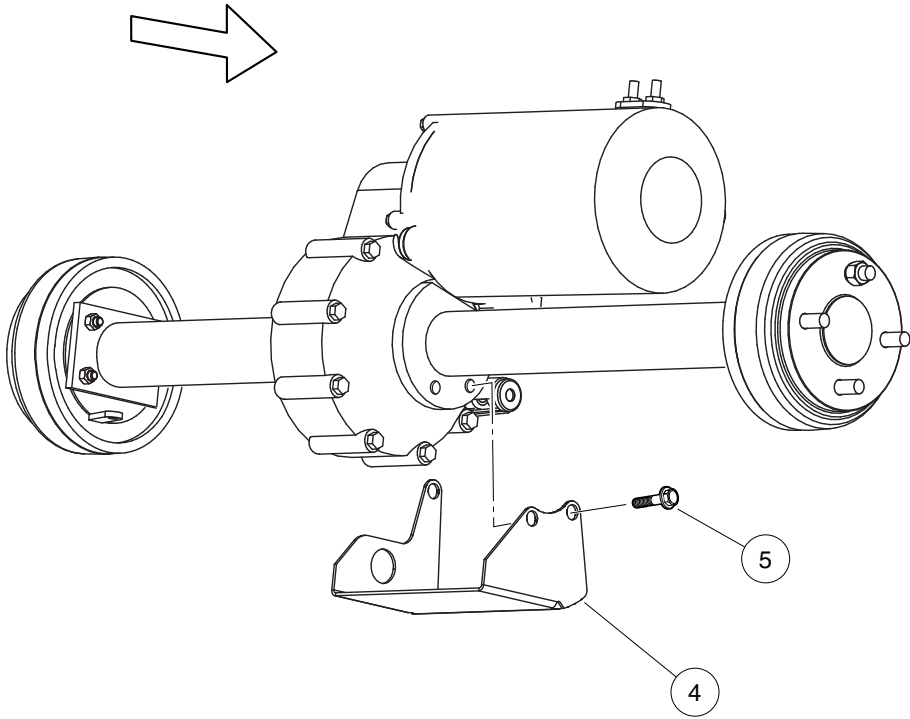
ITEM	PART NO.	DESCRIPTION	QTY
		1 2 3 4	
1	102771701	Transaxle, Electric (includes items 2 through 32)	1
2	1013794	Axle Shaft Oil Seal	2
3	101895401	Gear Case, Left-Hand	1
4	101895501	Gear Case, Passenger-Side	1
5	101897001	Screw, M8-1.25 X 60mm Hex-Head	11
6	101897201	Breather	1
7	101897401	Screw, M10-1.25 X 25mm	6
8	101897601	Pin, 11mm OD X 8.5mm ID X 10mm	2
9	101903601	Washer, Thrust	2
10	101903701	Washer, Thrust	2
11	101906901	Intermediate Shaft Assembly	1
12	101922101	Pin, 15.99mm X 88.7mm Dowel	1
13	101923001	Gear, Differential Idler	2
14	101923201	Gasket	2
15	101923501	Seal, Lip	1
16	101923701	Shaft, Input	1
17	101923901	Gear, Differential	2
18	101928701	Liquid Gasket (Transaxle case)	1
19	101972101	Plug, M14-1.5 X 12mm Magnetic	1
20	101972201	Plug, M14-1.5 X 12mm Hex	1
21	102356601	Housing, Differential, 6 Bolt	1
22	102356801	Gear, Differential Output, 6-Bolt	1
23	102357001	Screw, Flg Hd M10 X 1.5 X 30	10
24	102886301	Axle Assembly, Driver-Side (includes item 25)	1
25	101922201	Lug Stud	4
26	102886401	Tube, Axle, Driver-Side	1
27	102886501	Axle Assembly, Passenger-Side (includes item 28)	1
28	101922201	Lug Stud	4
29	102886601	Tube, Axle, Passenger-Side	1
30	7330	Inner Axle Tube Bearing	2
31	7335	Bearing	3
32	7336	Bearing	1

15

E

15

E



000365-001

DIFFERENTIAL GUARD

ITEM	PART NO.	DESCRIPTION	QTY
		1 2 3 4	
1	101611402	Differential Guard Kit (includes items 2 through 4)	1
2	101911401	Kit - Support Brace	2
3	101936101	Screw, M10-1.50 X 60mm Hex Cap	2
4	101978601	Guard, Elect.axle Differential	1
5	102357001	Screw, Flg Hd M10 X 1.5 X 30	3

15

E

15

E

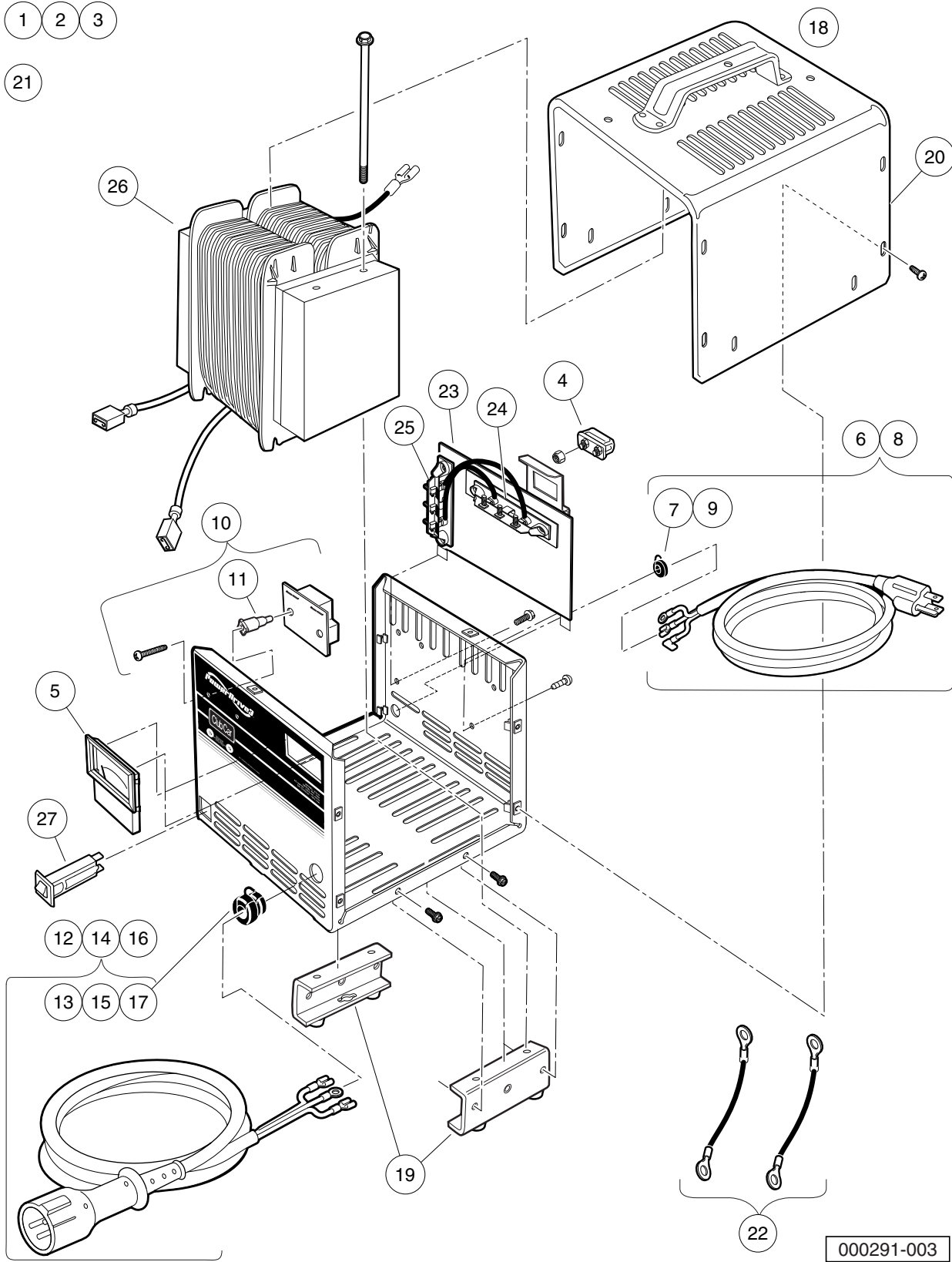
BATTERY CHARGER

16

E

- 1
- 2
- 3

- 21



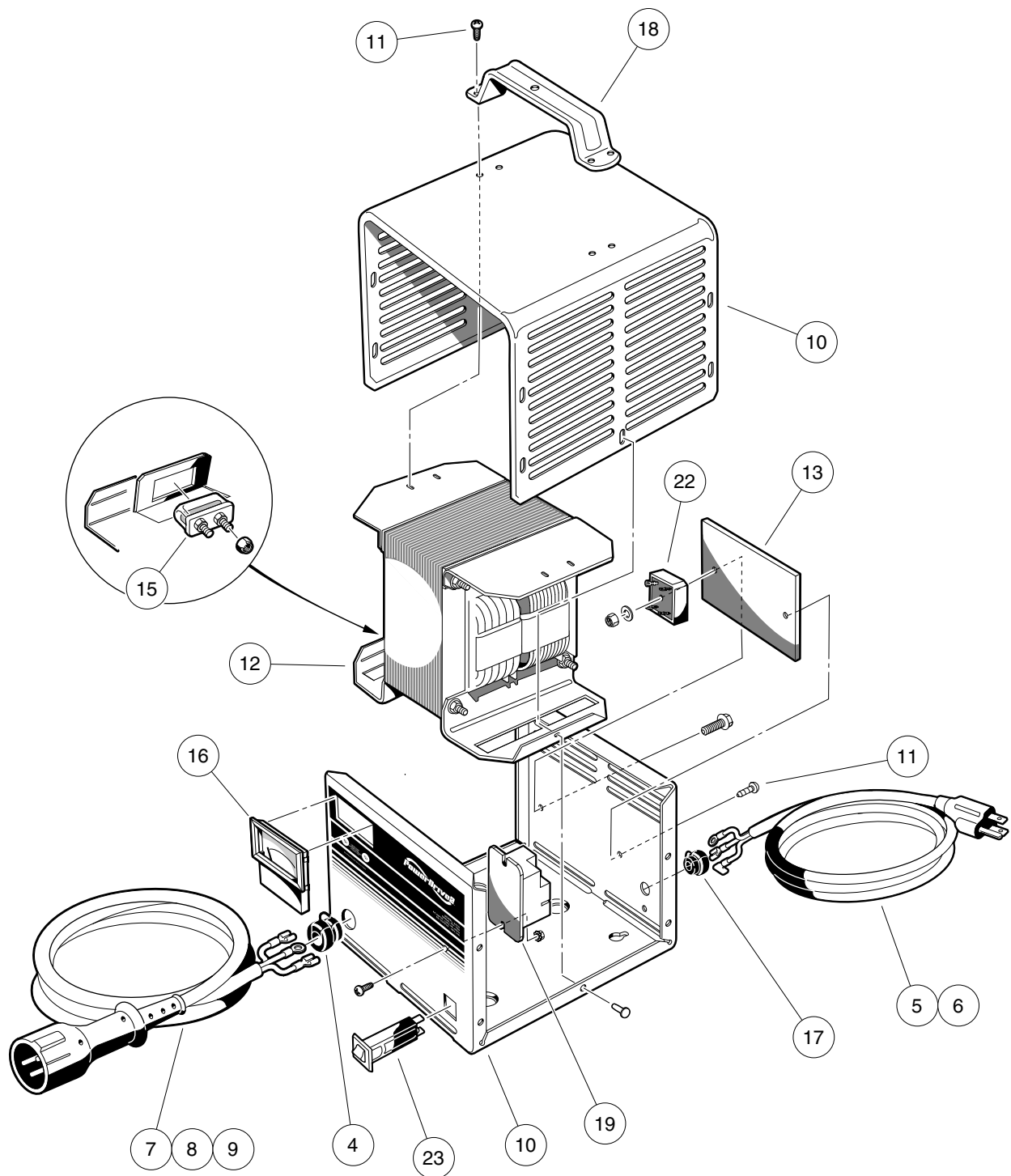
000291-003

POWERDRIVE 3 BATTERY CHARGER, DOMESTIC

ITEM	PART NO.	DESCRIPTION	QTY
		1 2 3 4	
1	103717001	Chgr, Pd3 Stnry, 9Dc6'Ac'	1
2	103717002	Chgr, Pd3 Stnry, 12Dc9'Ac'	1
3	103717003	Chgr, Pd3 Stnry, 20Dc9'Ac'(includes items 4 through 27)	1
4	102273701	PD2 Fuse Asm	1
5	102273801	PD2 Ammeter	1
6	103428501	Kit, PD3 Cordset - AC 80" (includes item 7)	1
7	102273901	PD2 AC Cord Bushing	1
8	103428601	Kit, PD3 Cordset, - AC 114" (includes item 9)	1
9	102273901	PD2 AC Cord Bushing	1
10	103428701	Asm, PD3 Board Relay (includes item 11)	1
11	103429701	PD3 Plastic Stand-Offs	2
12	103429001	PD3 Cordset - DC 113" (includes item 13)	1
13	1012098	Bushing, DC Cord	1
14	103429101	PD3 Cordset - DC 154" (includes item 15)	1
15	1012098	Bushing, DC Cord	1
16	103429201	PD3 Cordset - DC 205" (includes item 17)	1
17	1012098	Bushing, DC Cord	1
18	103429301	Asm, PD3 Case (includes items 19 and 20)	1
19	103434001	Asm, PD3 Legs	1
20	103439901	PD3Case Top (Includes Handle)	1
21	103429501	Kit, PD3 Hardware	1
22	103513001	Wire Asm Kit Blk Pd3	1
23	103517401	Kit Pd3 Button Diode (includes items 24 and 25)	1
24	103512801	Asm Diode Top	1
25	103512901	Asm Diode Side	1
26	103779601	Transformer, Pd3, Al	1
27	CCX8506	Circuit Breaker, 15-Amp/120-Volt	1

16

E



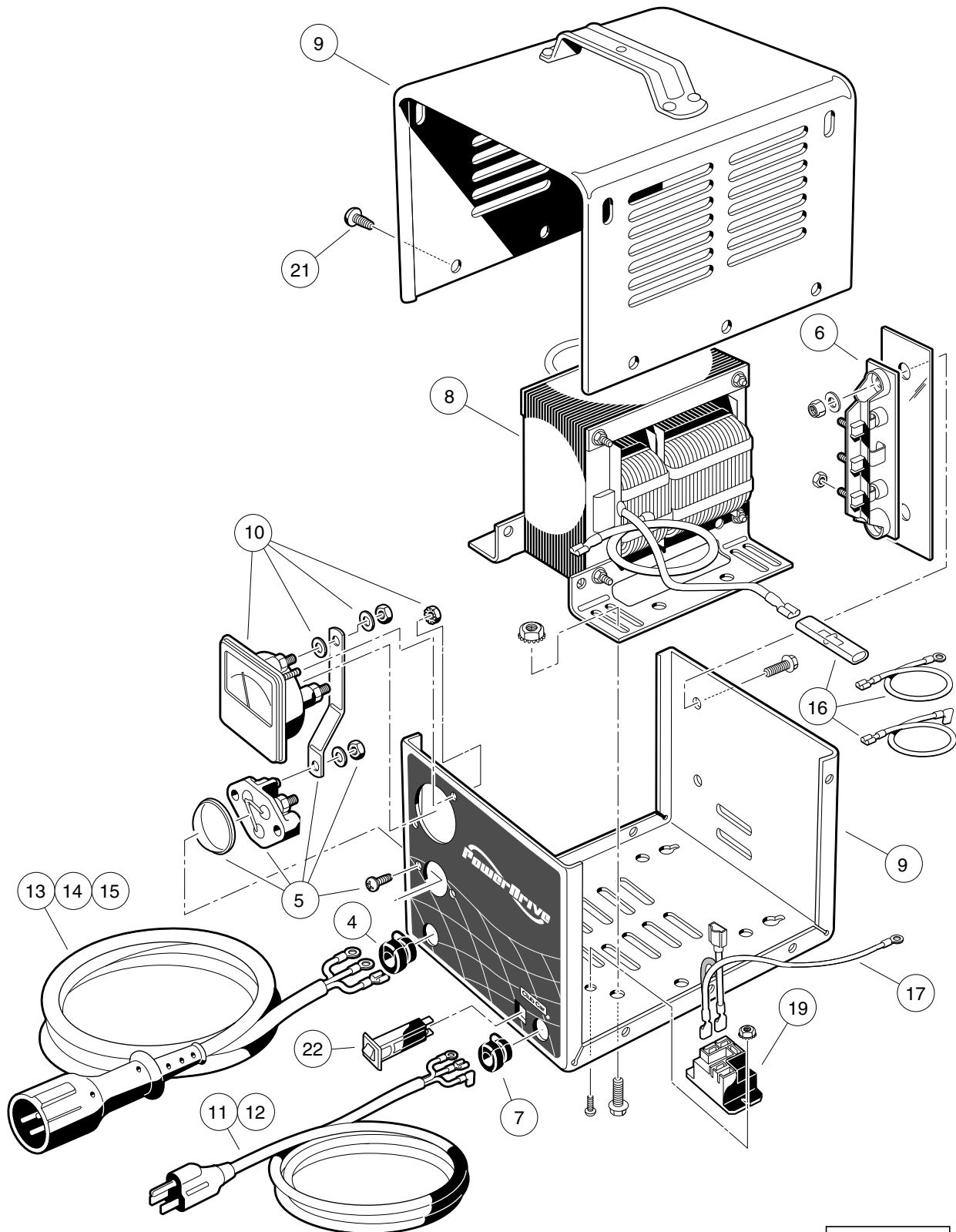
000291-001

POWERDRIVE 2 BATTERY CHARGER (MODEL 22110), DOMESTIC

ITEM	PART NO.	DESCRIPTION	QTY
		1 2 3 4	
1	101802204	48-V/13-A PowerDrive 2 (9-ft. DC, 6-ft. AC)	1
2	101802205	48-V/13-A PowerDrive 2 (12-ft. DC, 9-ft. AC)	1
3	101802206	48-V/13-A PowerDrive 2 (20-ft. DC, 9-ft. AC) (includes items 4 through 23)	1
4	1012098	Bushing, DC Cord	1
5	101828801	Cord, AC, 80-Inch (203 cm)	1
6	101828802	Cord, AC, 108-Inch (274 cm)	1
7	101828904	PD2 DC Cordset, 113-inch	1
8	101828905	PD2 DC Cordset, 154-inch	1
9	101828906	Pd2 Dc Cordset 250 Inch	1
10	102273201	PD2 Case (includes item 11)	1
11	7577	Screw, #10 X 0.50 Phillips Pan-Head	12
12	102273301	PD2 Transformer Asm	1
13	102273401	PD2 Heatsink	1
14	102273601	PD2 Wire Asm	1
15	102273701	PD2 Fuse Asm	1
16	102273801	PD2 Ammeter	1
17	102273901	PD2 AC Cord Bushing	1
18	102274001	PD2 Handle	1
19	103414901	Kit, Relay, 48v 30a W/instr (includes items 20 and 21)	1
20	103397901	Relay, Spst No, 48v 30a, Pmt	1
21	N/A	Kit, Relay, 48v 30a Instrns	1
22	103517601	Pd2 Rectifier Kit	1
23	CCX8506	Circuit Breaker, 15-Amp/120-Volt	1
<p>Note: Item 16 not shown. Level 1 Battery Charger part numbers include one AC and one DC cord. They do not include all of the level 2 cords listed.</p>			

16

E



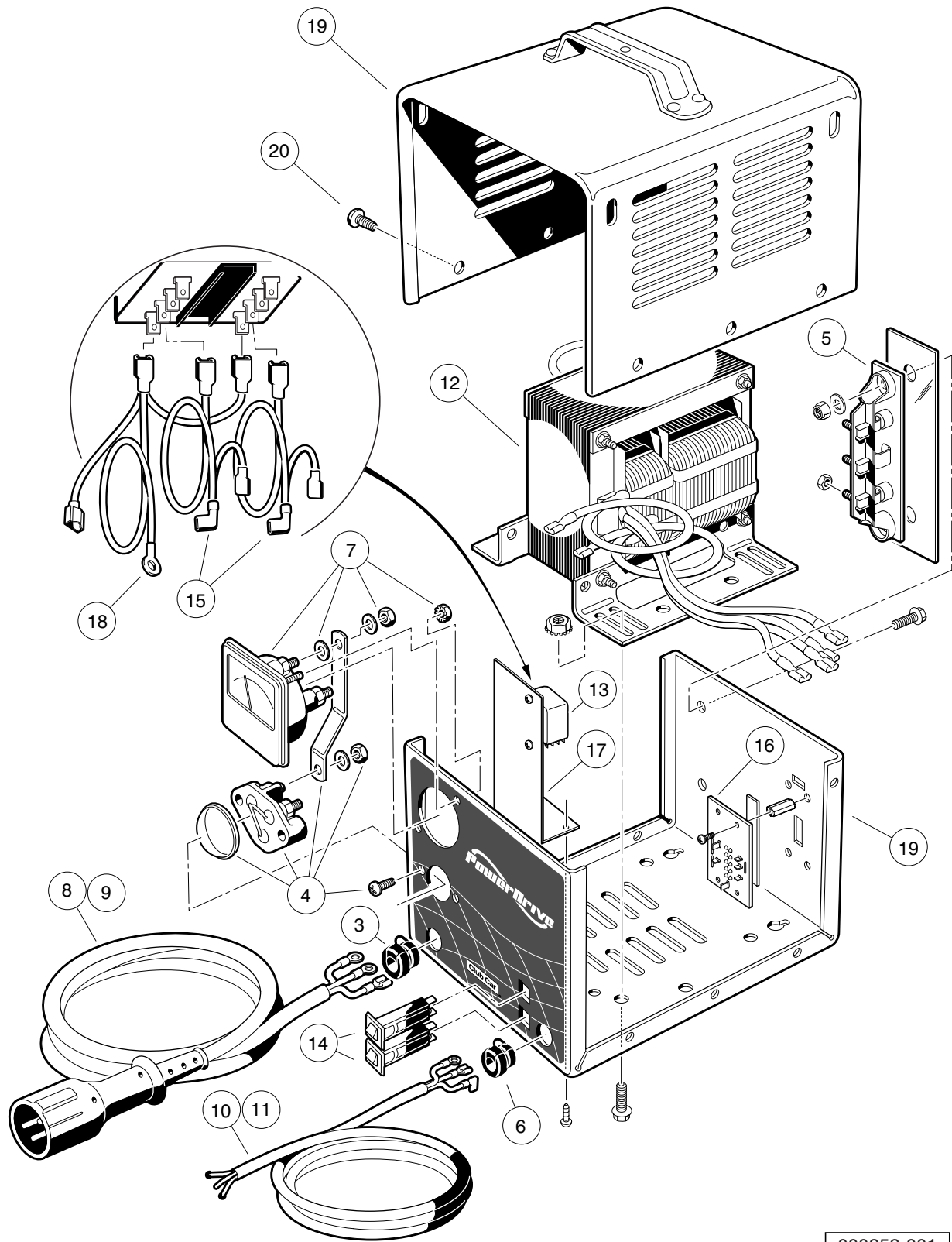
000351-001

POWERDRIVE BATTERY CHARGER (MODEL 17930), DOMESTIC

ITEM	PART NO.	DESCRIPTION	QTY
		1 2 3 4	
1	101802201	48V/17A PowerDrive (9-ft DC, 6-ft AC Cord)	1
2	101802202	48V/17A PowerDrive (12-ft DC, 9-ft AC Cord)	1
3	101802203	48V/17A PowerDrive (20-ft DC, 9-ft AC Cord) (includes items 4 through 22)	1
4	1012098	Bushing, DC Cord	1
5	1012101	Fuse Assembly	1
6	1015914	Rectifier with Heatsink Assembly	1
7	1015917	Bushing, AC Cord	1
8	****	Transformer, Battery Charger	1
9	101828301	Case Assembly	1
10	101828501	Ammeter	1
11	101828801	Cord, AC, 80-Inch (203 cm)	1
12	101828802	Cord, AC, 108-Inch (274 cm)	1
13	101828901	Cord, DC, 113-Inch (287 cm)	1
14	101828902	Cord, DC, 154-Inch (391 cm)	1
15	101828903	Cord, DC, 250-Inch (635 cm)	1
16	101831101	Wire Assembly Kit	1
17	101914401	Assembly, Voltage Suppressor	1
18	103414901	Kit, Relay, 48v 30a W/instr (includes items 19 and 20)	1
19	103397901	Relay, Spst No, 48v 30a, Pmt	1
20	N/A	Kit, Relay, 48v 30a Instrns	1
21	7577	Screw, #10 X 0.50 Phillips Pan-Head	10
22	CCX8506	Circuit Breaker, 15-Amp/120-Volt	1
		**** Special order item available upon request.	
		Note: Level 1 Battery Charger part numbers include one AC and one DC cord. They do not include all of the level 2 cords listed.	

16

E



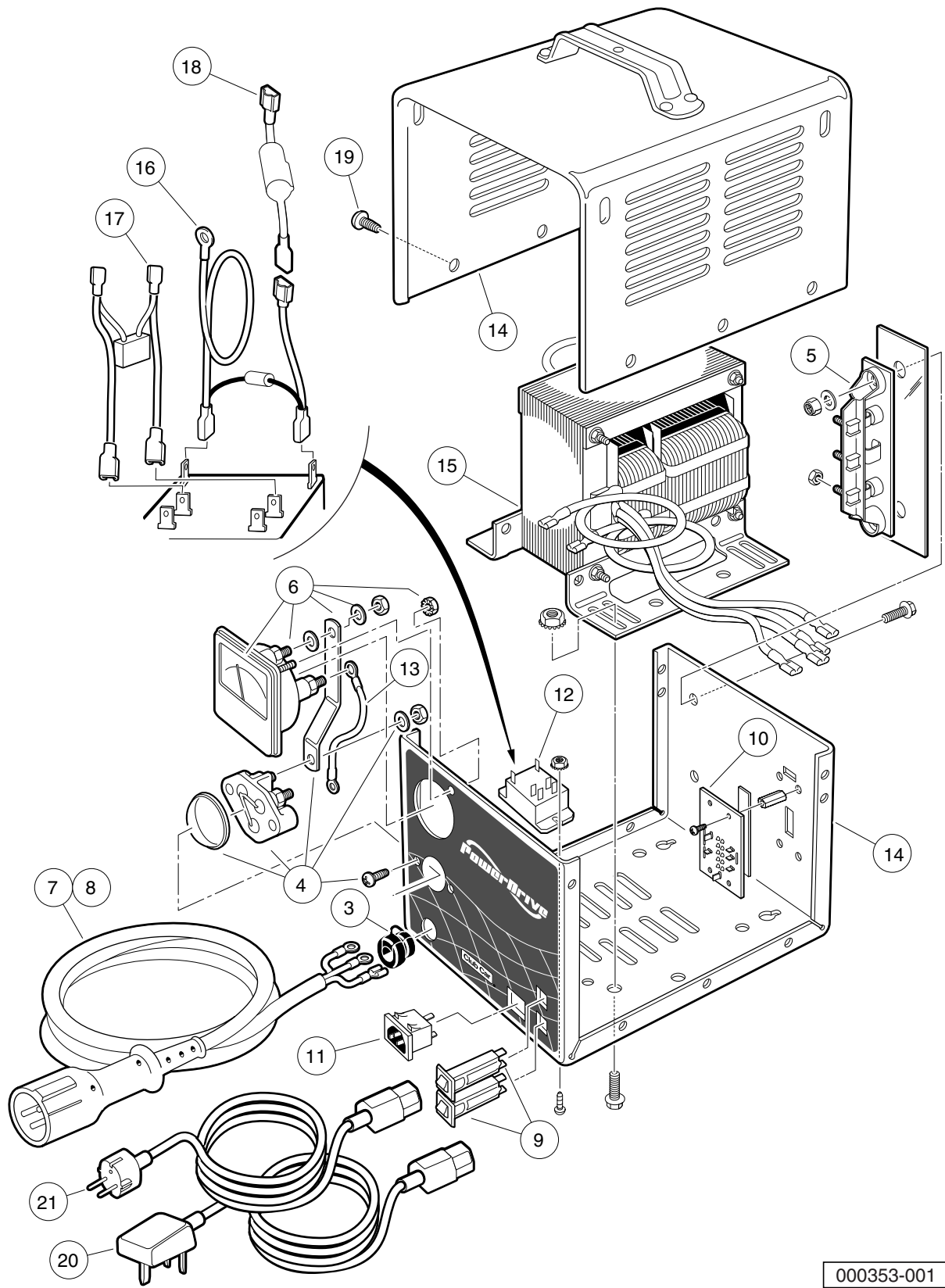
000352-001

POWERDRIVE BATTERY CHARGER (MODEL 18780), EXPORT

ITEM	PART NO.	DESCRIPTION	QTY
		1 2 3 4	
1	101831503	Battery Charger, 48-Volt DC (8.5-ft DC, 6-ft AC)	1
2	101831504	Battery Charger, 48-Volt DC (12-ft DC, 9-ft AC) (includes items 3 through 20)	1
3	1012098	Bushing, DC Cord	1
4	1012101	Fuse Assembly	1
5	1015914	Rectifier with Heatsink Assembly	1
6	1015917	Bushing, AC Cord	1
7	101828501	Ammeter	1
8	101828901	Cord, DC, 113-Inch (287 cm)	1
9	101828902	Cord, DC, 154-Inch (391 cm)	1
10	101831701	Cord, AC, 80-Inch (203 cm), without Plug	1
11	101831702	Cord, AC, 118-Inch (203 cm), without Plug	1
12	101838201	Transformer, Export Battery Charger	1
13	101838301	Relay, Export Charger	1
14	101838401	Circuit Breaker	2
15	101838501	Kit, Wire Assembly	1
16	101838601	Four-Position Switch	1
17	****	Mounting Bracket, Relay	1
18	101914401	Assembly, Voltage Suppressor	1
19	N/A	Case, Charger	1
20	7577	Screw, #10 X 0.50 Phillips Pan-Head	10
<p>**** Special order item available upon request.</p> <p>Note: Level 1 Battery Charger part numbers include one AC and one DC cord. They do not include all of the level 2 cords listed.</p>			

16

E



000353-001

POWERDRIVE BATTERY CHARGER (MODEL 20310), EUROPEAN

16

E

ITEM	PART NO.	DESCRIPTION	QTY
		1 2 3 4	
1	101956201	Battery Charger, 48-Volt w/ 4-Position Switch (8.5-ft DC)	1
2	101956202	Battery Charger, 48-Volt w/ 4-Pos. Switch (12-ft DC) (includes items 3 through 19)	1
3	1012098	Bushing, DC Cord	1
4	1012101	Fuse Assembly	1
5	1015914	Rectifier with Heatsink Assembly	1
6	101828501	Ammeter	1
7	101828901	Cord, DC, 113-Inch (287 cm)	1
8	101828902	Cord, DC, 154-Inch (391 cm)	1
9	101838401	Circuit Breaker	2
10	101838601	Four-Position Switch	1
11	101973501	Receptacle, AC Cord	1
12	101987501	Relay	1
13	N/A	Wire, Jumper	1
14	N/A	Case, Charger	1
15	****	Transformer, European Battery Charger	1
16	****	Suppressor, AC Voltage	1
17	****	Assembly, Wire	1
18	****	Limiter, Current	1
19	7577	Screw, #10 X 0.50 Phillips Pan-Head	10
20	101958201	Cord, UK, AC, Battery Charger	1
21	101958301	Cord, European AC, Battery Charger	1
		**** Special order item available upon request.	
		Note: Level 1 Battery Charger part numbers include one AC and one DC cord. They do not include all of the level 2 cords listed.	

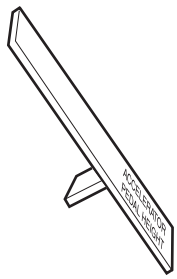
16

E

MAINTENANCE AND SERVICE TOOLS

17
G
E
D

17
G
E
D



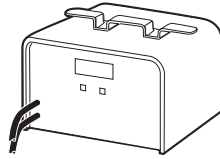
1



2



3



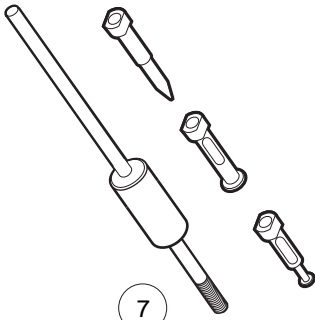
4



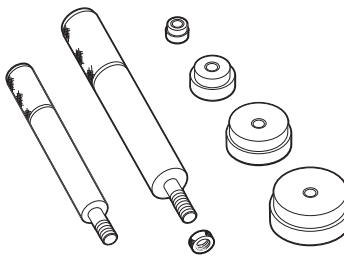
5



6



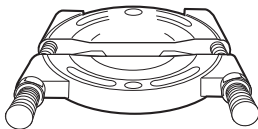
7



8



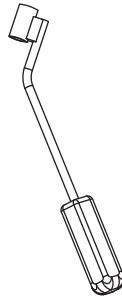
9



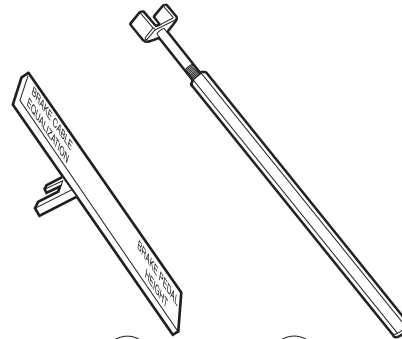
10



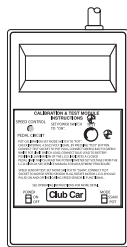
11



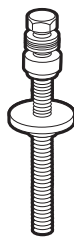
12



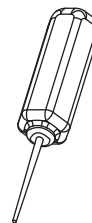
14
15
13



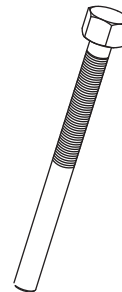
16



17



18



19

MAINTENANCE AND SERVICE TOOLS

ITEM	PART NO.	DESCRIPTION	QTY DIESEL	QTY GAS	QTY ELEC
		<p style="text-align: center;">1 2 3 4</p> <p>The following tool list includes all tools available from Club Car for maintenance and service procedures for gasoline, electric, and/or diesel vehicles, both past and present models. Be sure to carefully examine the tool list for applicability to your vehicle before ordering.</p>			
1	101871001	Accelerator Pedal Adjustment Tool		1	1
2	101813202	Adhesive, Guide Ring, 3-Gram Tube			1
3	101641202	Arbor		1	
4	101831901	Battery Discharge Machine, 36/48 Volt			1
5	1014305	Battery Terminal Protector Spray	1	1	1
6	1011767	Battery Thermometer	1	1	1
7	1016417	Bearing and Oil Seal Remover Assembly	1	1	1
8	1016416	Bearing Driver Set	1	1	1
9	1012811	Bearing Puller	1	1	1
10	1012812	Bearing Puller Wedge Attachment	1	1	1
11	1013582	Brake Adjustment Tool (used only on vehicles with manually adjusted mechanical brakes)		1	1
12	102555501	Brake Cable Release Tool	1	1	1
13	102249901	Brake Pedal Adjustment Tool Kit (used for the Carryall Electric Industrial Truck only) (includes items 14 and 15).....			1
14	****	Brake Pedal Adjustment Tool			1
15	****	Brake Pedal Tension Tool			1
16	101887101	Calibration Test Module			1
17	101808401	Cam Installation Tool		1	
18	102562401	Charger Bezel Tool			1
19	102686101	Clutch Removal Tool (for 4x4 vehicles)	1	1	
		<p>Please refer to the maintenance and service manual for proper tool application.</p> <p>**** Special order item available upon request</p>			

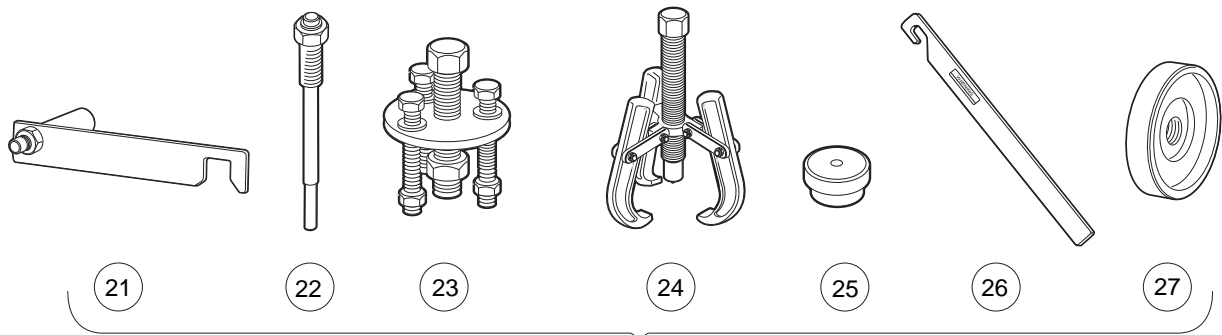
17

G

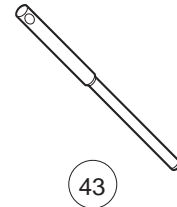
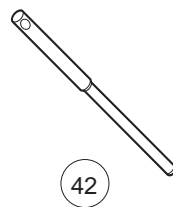
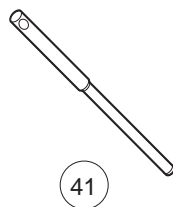
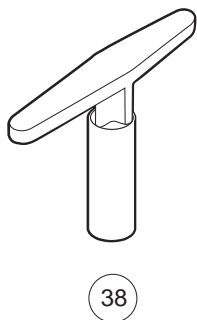
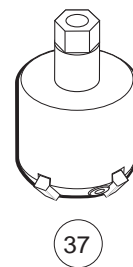
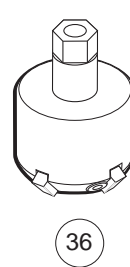
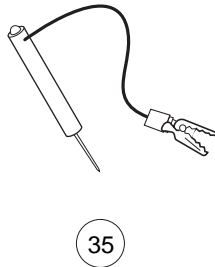
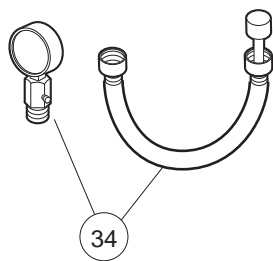

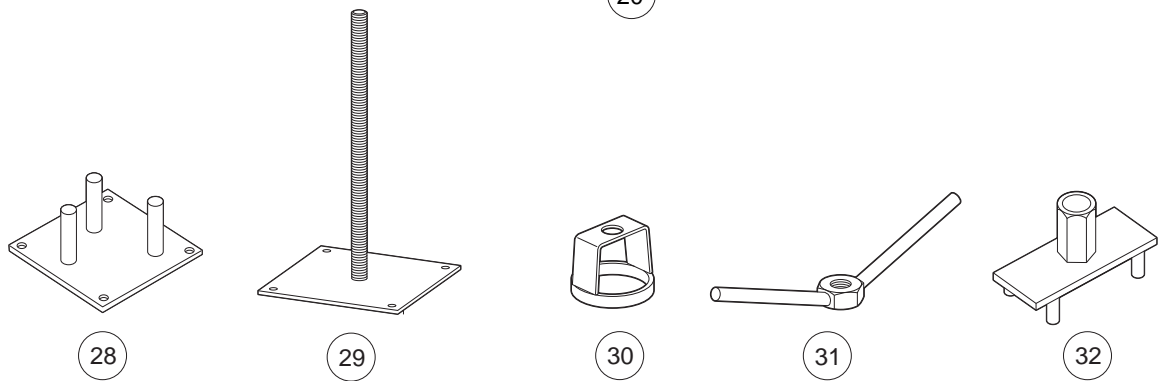
E

D

17
G
E
D




20



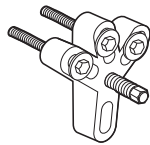
MAINTENANCE AND SERVICE TOOLS, CONTINUED

ITEM	PART NO.	DESCRIPTION	QTY	QTY	QTY	17
			DIESEL	GAS	ELEC	
		1 2 3 4				G
20	1014510	Clutch Tool Kit (includes items 21 - 27)		1		E
21	1014498	Clutch Alignment Tool (for pre-unitized transaxle vehicles built prior to 1997 model year)		1		D
22	1014496	Drive Clutch Puller (for Kawasaki engines only)		1		
23	1014497	Drive Clutch Hub Puller (for Kawasaki engines only)		1		
24	1014508	Driven Clutch Cam Puller (for Kawasaki engines only)		1		
25	1014507	Driven Clutch Puller Plug (for Kawasaki engines only)		1		
26	1015524	Drive Clutch Holder Tool Assembly (for Kawasaki engines only)		1		
27	101809101	Press Weldment (for Kawasaki engines only)		1		
28	102601501	Drive ClutchFixed Sheave Tool (for 4x4 vehicles)	1	1		
29	102603501	Driven Clutch Spring Compression Base (for use with items 30 and 31) (for 4x4 vehicles)	1	1		
30	102605201	Driven Clutch Spring Compression Collar (for use with items 29 and 31) (for 4x4 vehicles)	1	1		
31	102606101	Driven Clutch Spring Compression Nut (for use with items 29 and 30) (for 4x4 vehicles)	1	1		
32	102607501	Drive Clutch Spider Removal Tool (for 4x4 vehicles)	1	1		
33	101831801	Communication Display Module			1	
34	101641002	Compression Gauge and Adapter		1		
35	1011273	Continuity Tester		1	1	
36	102773801	Cutter, Valve Seat, #122		1		
37	102773901	Cutter, Valve Seat #115		1		
38	102774101	Wrench, T, #505.....		1		
39	102774101	Adapter, T-Wrench.....		1		
40	102675401	Cutter, Valve Seat, 60 Degree (requires item 51) (for Honda GX620 Gasoline Engines)		1		
41	102774201	Pilot, 6.6 MM		1		
42	102774301	Pilot, 6.62 MM.....		1		
43	102774401	Pilot, 6.65 MM.....		1		
		Please refer to the maintenance and service manual for proper tool application.				

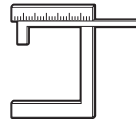
17
G
E
D



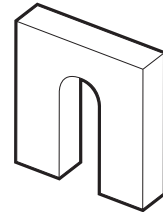
44



45



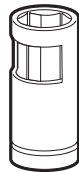
46



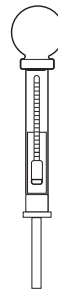
47



48



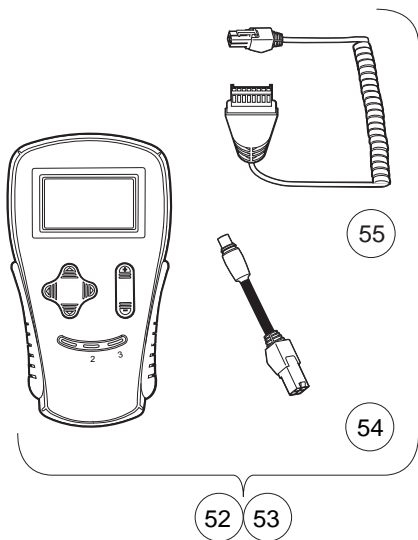
49



50



51

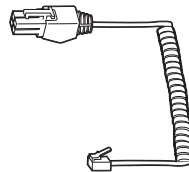


55


54

52

53



56



57



58



59 60



61

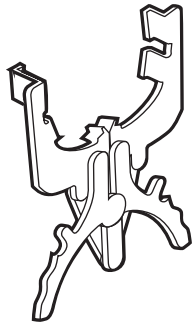
MAINTENANCE AND SERVICE TOOLS, CONTINUED

ITEM	PART NO.	DESCRIPTION	QTY DIESEL	QTY GAS	QTY ELEC	17
		1 2 3 4				G
44	1012151	Dry Moly Lubricant	1	1	1	E
45	1016627	Flywheel Puller Kit (for Kawasaki Engines)		1		D
46	102669901	Gauge, Carburetor Float Level (for Honda GX620 Gasoline Engines)		1		
47	1016418	Gear Yoke	1	1	1	
48	101933101	Governor Shaft Installation Tool (for Kawasaki Engine Vehicles)		1		
49	102169401	Hydraulic Brake Adjuster (for Turf/CA 272/472, Pioneer/XRT 1200, Bobcat 2100, HUV 4213)			1	
50	1011478	Hydrometer	1	1	1	
51	1013593	Internal Retaining Ring Pliers	1	1	1	
52	102248803	IQ Display Module (IQDM) Kit (IQ System and IQ Plus vehicles)			1	
		(includes items 54 and 55)				
53	102248804	IQ Display Module (IQDM-P) Kit (IQ System and IQ Plus vehicles)			1	
		(includes items 54 and 55)				
54	102251501	Adaptor, Cable			1	
55	102241502	IQDM Series 2 Cable			1	
56	102241501	IQDM Series 1 Cable (replacement)			1	
57	101928701	Liquid Gasket (transaxle case)	1	1	1	
58	102243402	Moly-Teflon Lubricant (4-oz. (113-gram) tube)			1	
59	101997201	Paint, Touch-Up – Beige*		1	1	
59	101997207	Paint, Touch-Up – Black*		1	1	
59	101997212	Paint, Touch-Up – Burgundy*		1	1	
59	101997211	Paint, Touch-Up – Classic Blue (Navy)*		1	1	
59	101997205	Paint, Touch-Up – Dark Gray*	1	1	1	
59	101997209	Paint, Touch-Up – Dark Green*	1	1	1	
59	101997204	Paint, Touch-Up – Gray*	1	1	1	
59	101997203	Paint, Touch-Up – Red*	1	1	1	
59	101997206	Paint, Touch-Up – Royal Blue (Pacific Blue)*		1	1	
59	101997202	Paint, Touch-Up – White*	1	1	1	
60	102562301	Paint, Precedent Underbody – Gray		1	1	
61	102587201	Paint Pen, Touch-Up, Precedent Underbody – Black		1	1	
		Please refer to the maintenance and service manual for proper tool application.				
		* Item 59 is not for use on Surlyn [®] body material, which is used on Precedent vehicles.				

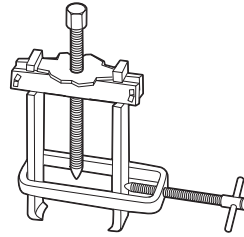
17
G
E
D



62



63




64



65



66



67



68



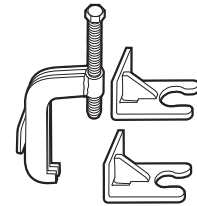
69



70



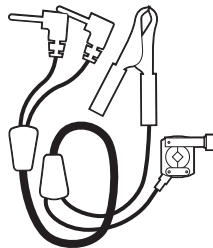
71



72



73



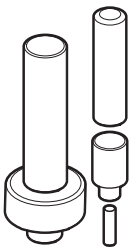
74



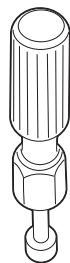
75



76



77



83



84



85



86

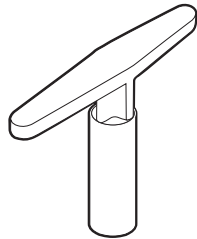
MAINTENANCE AND SERVICE TOOLS, CONTINUED

ITEM	PART NO.	DESCRIPTION	QTY	QTY	QTY	17
			DIESEL	GAS	ELEC	
		1 2 3 4				G
62	1016414	Piston Ring Compressor Kit (FE290, FE350 and FE400 engines)		1		E
63	1016415	Piston Ring Pliers (for Kawasaki Engines)		1		D
64	102668801	Puller, Special Use (for Kubota D722 Diesel Engines)	1			
65	1012549	Retaining Ring Pliers, 45° External	1	1	1	
66	1012560	Retaining Ring Pliers, 90° Internal	1	1	1	
67	101823101	Safety First Card (50 per pack)	1	1	1	
68	1012809	Seal Puller	1	1	1	
69	102330901	Spanner Wrench (for coil over shock front suspension vehicles only)	1	1		
70	1014264	Steering Column Bearing Press Tool		1	1	
71	1014259	Steering Column Retaining Ring Tool		1	1	
72	102061201	Steering Wheel Puller Tool	1	1	1	
73	AM10753	Tachometer (includes gasoline engine pick up lead only)	1	1		
74	AM10771	Tachometer Diesel Probe (for use with item 73)	1			
75	1014162	Transaxle Axle Seal Tool		1		
76	1014161	Transaxle Pinion Seal Tool		1		
77	1014115	Transmission Tool Kit		1		
78	101611003	Tune-Up Kit, All OHV (for FE290, FE350, FE400 only) (includes air filter, spark plug, oil filter, fuel filters) (not shown)		1		
79	AM11804	Tune-Up Kit, Gx620 (for Honda Engines) (includes air filter, spark plug, oil filter, fuel filters) (not shown)		1		
80	AM11805	Tune-Up Kit, D722 (for Kubota Engines) (includes air filter, oil filter, fuel filters, water separator filter) (not shown)	1			
81	AM1220301	Tune-Up Kit, Precedent (for FE290/350 Engines) (includes air filter, spark plug, oil filter, fuel filters) (not shown)		1		
82	AM1232401	Tune-Up Kit, FH680D (for Kawasaki V-Twin Engines) (includes oil filter, fuel filter, air filter, and spark plugs) (not shown)		1		
83	1016413	Valve Clearance Adjuster Screw Holder (for FE290 engines only)		1		
84	102674601	Valve Guide Driver (for Honda GX620 Gasoline Engines)		1		
85	101641201	Valve Guide Reamer (FE290, FE350, and FE400 only)		1		
86	102674401	Valve Guide Reamer, 6.6 mm (for Honda GX620 Gasoline Engines)		1		

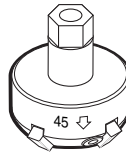
17
G
E
D



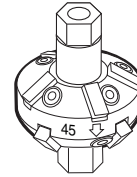
87




88



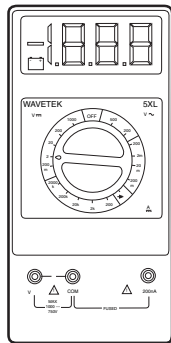
89



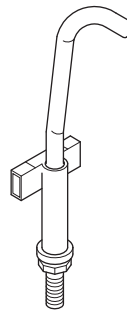
90



91



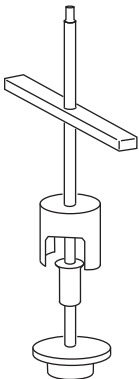
92



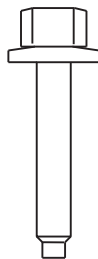
93



94



95



96

MAINTENANCE AND SERVICE TOOLS, CONTINUED

ITEM	PART NO.	DESCRIPTION	QTY DIESEL	QTY GAS	QTY ELEC	17	
		1 2 3 4					
87	1016552	Valve Seat Cutter Guide		1		G	
88	1016551	Valve Seat Cutter T-Wrench		1		E	
89	1016553	Valve Seat Cutter, 45° (32 mm diameter) (for FE290 engines only)		1		D	
90	1016554	Valve Seat Cutter, 45°/30° (35 mm diameter)		1			
91	101641101	Valve Spring Compressor		1			
92	1011480	Volt Ohm Meter	1	1	1		
93	102570401	Tool, Tensioning, Starter Generator (For Precedent vehicles)		1			
94	103601401	Puller, Drive Clutch, XRT 950*		1			
95	103601701	Tool, Disassembly, Driven Clutch, XRT 950		1			
96	103600501	Screw, Driven Clutch Disassembly, M6, XRT 950		1			
		<p>*Note: The XRT 950 Drive Clutch Puller requires the use of Screw, Driven Clutch Disassembly, CCI Part Number 103600501.</p>					

INDEX

Part Number and Page

AM10753	17-9	8058	6-9	1011478	17-7
AM10771	17-9	8067	5-7	1011480	17-11
AM10080	11-5	8233	1-5, 1-11, 1-13, 1-21, 1-23, 1-25, 1-27, 1-29, 1-39, 4-9, 4-11, 5-19, 6-17, 8-3, 11-3, 11-9	1011553	3-3, 3-5
AM10081	11-5	8248	6-17, 8-3	1011578	1-3, 5-3
AM10419	10-7	8251	1-11, 1-21	1011652	1-31, 1-33, 1-35, 1-37
AM10622	1-43	8450	10-3	1011659	1-13
AM10724	7-5	8639	1-15, 1-17, 13-21	1011694	4-9, 4-11
AM10821	2-3	8717	4-9, 4-11, 6-9, 11-3	1011697	1-43, 5-3, 5-9, 7-15, 8-11, 13-13
AM10822	2-3	8745	5-13	1011700	4-9, 4-11
AM1205602	1-43	8754	4-7, 4-9, 4-11, 5-3, 5-5, 5-11, 5-13, 5-15, 5-21, 6-13	1011734	4-13
CCX8506	16-3, 16-5, 16-7	8755	5-13, 5-21	1011767	17-3
SVP147801	3-3, 3-5	8797	8-5	1011779	4-7
183	8-13, 10-3, 11-3	8861	5-13, 5-19	1011852	1-23, 1-25, 1-27, 1-29
304	1-23, 1-25, 1-27, 1-29, 11-9	8935	1-3	101186302	1-23, 1-25, 1-27, 1-29
332	1-5, 1-11, 1-13, 1-21, 1-23, 1-25, 1-27, 1-29, 1-31, 1-33, 1-35, 1-37, 1-39, 6-17, 8-13, 9-3, 13-21	8963	1-23, 1-27, 1-43	101187702	4-5
334	4-9, 4-11, 5-3, 5-5, 5-11, 5-13, 7-15	8990	5-5, 5-11, 6-9, 13-21	1011878	1-23, 1-25, 1-27, 1-29
343	1-25, 1-29	1010028	5-13	1011895	5-5, 5-13
357	5-15, 5-19	1010124	5-15	1011930	5-5, 5-13
451	1-23, 1-25, 1-27, 1-29, 9-3, 14-3, 14-5	1010138	5-13	1011931	4-9, 4-11
705	6-13, 7-15	1010142	5-17	1011988	1-39, 8-3
706	5-13	1010144	5-17	1012008	1-23, 1-27
808	5-19, 10-3	1010145	5-17	1012098	16-3, 16-5, 16-7, 16-9, 16-11
1017	6-7, 13-7	1010150	5-13	1012101	16-7, 16-9, 16-11
1028	4-5	1010237	1-23, 1-25, 1-27, 1-29	1012151	17-7
1032	4-5	1010434	1-3	1012285	8-11, 11-3, 13-17, 13-21
1035	4-7, 5-5, 5-13	1010517	1-23, 1-25, 1-27, 1-29	1012295	6-9
1241	1-13, 1-23, 1-27, 1-39, 4-5, 4-7, 4-9, 4-11, 6-9, 6-13, 6-15, 9-3, 11-9, 14-3	1010577	1-39, 7-15	1012303	5-21
1242	4-7, 6-9, 6-13	1010805	4-5	1012333	11-9
1606	1-13, 8-13	1010829	4-7	1012396	1-17
1624	4-9, 4-11, 5-5, 5-11, 5-13	1010877	4-5	1012412	1-11, 1-21
1703	1-23, 1-25, 1-27, 1-29	1010878	4-5	1012431	6-9
2402	5-13	1010921	4-5	1012467	5-5, 5-13
7048	5-7	1010927	4-5	1012505	1-15, 1-17
7173	5-19, 6-15, 11-9	1010932	4-5	1012528	9-3, 13-21
7174	5-3, 5-13, 5-19, 6-13, 8-11, 9-3, 14-3	1010933	4-5	1012549	17-9
7310	2-3	1010934	1-43, 6-15, 14-3	1012560	17-9
7311	1-23, 1-27, 1-39, 5-19	1010953	4-3	1012571	7-15
7330	11-7, 15-3	1010954	6-9, 11-3	1012604	5-3
7335	11-5, 15-3	1010984	2-3	1012605	5-3
7336	15-3	1010993	1-11, 1-21	1012649	8-3
7473	1-3, 1-23, 1-27, 1-39, 1-43, 4-5, 4-7, 4-9, 4-11, 5-19, 6-9, 6-15	1011017	1-13	1012711	11-3
7540	5-5	1011084	4-13	1012714	11-5
7555	5-5, 5-11, 5-13	1011098	1-43	1012741	11-5
7577	16-5, 16-7, 16-9, 16-11	1011273	17-5	1012747	11-5
7602	5-5, 5-13	1011280	14-3	1012748	11-5
7716	4-5, 4-9, 4-11	1011285	14-3	1012752	11-3
7818	6-9	1011290	14-3	1012809	17-9
7847	1-5, 1-19, 9-3	1011291	11-7	1012811	17-3
7893	6-9, 11-9	1011382	1-15, 1-17	1012812	17-3
7973	1-15, 1-17	1011402	4-5	1012830	6-13, 8-11, 9-3
8057	6-9	1011411	14-3	1012836	10-7
		1011415	5-17	1012896	11-3
		1011418	4-5	1012991	6-11
				1013001	6-11
				1013003	6-11

INDEX

1013005	6-11	1014072	10-7	1015345	6-9
101301102	6-11	1014076	10-7	1015371	6-9
1013035	5-5, 5-11	1014078	10-7	1015372	6-9
1013042	5-5, 5-11	1014080	10-7	1015373	6-9
1013044	5-5, 5-11	1014115	17-9	1015405	6-9
1013051	5-5, 5-11	1014116	8-3	1015426	8-13
1013052	5-5, 5-11	1014119	6-9	1015453	5-19
1013061	11-3, 13-11	1014125	5-3	1015457	5-19
1013343	1-15, 1-17	1014126	5-3	101547601	3-5
1013344	1-15, 1-17	1014145	6-9	1015524	17-5
1013461	6-7, 8-5, 13-7	1014153	4-3	1015528	1-15, 1-17
1013462	8-5	1014161	17-9	101553901	3-3, 3-5
1013494	1-15, 1-17	1014162	17-9	1015583	5-21
1013531	4-7	1014193	11-7	1015597	5-5, 5-7
1013547	13-17	1014201	14-3, 14-5	1015608	1-3
1013582	17-3	1014207	11-7	1015613	5-19
1013589	6-9	1014213	5-3	1015614	5-19
1013593	17-7	1014214	5-3	1015649	7-3
1013609	6-9	1014217	5-3	1015737	6-9
1013677	3-3	1014259	17-9	1015741	6-9
1013687	8-3	1014264	17-9	1015752	6-9, 8-13, 13-9
1013700	8-11	1014276	5-15	1015760	5-19
1013734	9-3, 13-21	1014287	10-3	1015814	9-3
1013746	8-3, 8-5, 8-9	1014288	5-3, 6-15, 10-3	101584502	8-11
1013760	11-3	1014289	6-11	1015878	6-9
1013768	11-7	1014304	13-13	1015914	16-7, 16-9, 16-11
1013769	11-7	1014305	17-3	1015917	16-7, 16-9
1013770	11-7	1014306	1-11, 1-21	1015921	8-5
1013771	11-7	1014375	6-15	1015932	6-13
1013772	11-7	1014453	10-3	1015969	7-3
1013773	11-7	1014454	10-7	1016004	8-5
1013774	11-7	1014496	17-5	1016074	6-13
1013787	11-7	1014497	17-5	101611003	17-9
1013792	11-7	1014498	17-5	101611402	15-5
1013794	11-7, 15-3	1014507	17-5	1016183	5-3
1013832	5-15	1014508	17-5	1016201	10-3
1013869	4-5	1014509	1-23	1016269	5-3
1013870	4-5	101450902	1-27	1016289	10-3
1013871	4-9, 4-11	1014510	17-5	1016337	11-5
1013872	1-25, 1-29	1014540	13-17	1016338	11-5
1013876	4-5	1014555	5-19	1016341	11-3
1013884	1-25, 1-29	1014807	6-9	1016346	5-13
1013924	4-3, 7-15	1014808	6-9	1016349	5-13
1014007	4-9, 4-11, 11-3	1014902	5-19	1016350	5-13
1014049	10-3	1014928	8-3	1016351	5-13
1014050	10-3	1014947	13-21	1016353	5-13
1014052	10-3	1014948	6-9	1016384	5-13
1014055	10-3	101503202	1-41	1016385	5-13
1014056	10-3	1015059	1-39	1016386	5-13
1014057	10-3	1015072	1-39, 13-13	1016387	5-13, 5-15
1014058	10-3	1015091	1-23, 1-25, 1-27, 1-29	1016389	5-13
1014059	10-3	1015137	8-3, 8-5, 8-9	1016401	6-9
1014062	10-3	1015139	8-3, 8-5	101641002	17-5
1014063	10-3, 13-21	1015143	8-3, 8-5	101641101	17-11
1014065	6-9, 10-3	101524002	6-13	101641201	17-9
1014070	10-7	1015332	7-3	101641202	17-3

INDEX

1016413	17-9	1016531	7-3	1017082	11-3
1016414	17-9	1016535	7-11	101708301	1-19
1016415	17-9	1016537	7-7	1017141	1-11, 1-21
1016416	17-3	1016538	7-11	1017188	10-5
1016417	17-3	1016539	7-3	1017203	8-3
1016418	17-7	1016541	7-13	1017226	5-3, 5-13
1016423	6-9	1016544	7-5, 7-9, 7-11	1017231	11-3
101642575	8-7	1016546	8-11	1017266	5-13
101642578	8-7	1016547	7-3, 7-13, 8-9	1017273	5-9
101642580	8-7	1016549	7-9	1017313	5-3
101642582	8-7	1016551	17-11	1017314	5-3
101642585	8-7	1016552	17-11	1017315	5-3
1016429	7-7	1016553	17-11	1017317	5-3
1016432	7-7, 11-3	1016554	17-11	1017378	4-9, 4-11
1016436	7-9	1016560	7-9	1017380	4-9, 4-11
1016437	8-7	1016561	7-5	1017424	4-9, 4-11
1016438	8-9	1016562	7-5, 7-13	1017434	7-9
1016440	7-9, 8-9	1016563	7-9	1017435	7-9
1016441	8-9	1016564	7-11	1017442	7-7
1016444	8-9	1016566	7-9	1017443	7-9, 7-11
1016445	7-5	1016569	7-9	1017444	7-9
1016449	7-9	1016570	7-7	1017445	7-9
1016450	7-9	1016571	7-13	1017446	7-9
1016452	7-9	1016572	8-9	1017447	7-11
1016454	7-11	1016576	7-7	1017448	7-5
1016455	7-5	1016578	7-5	101744901	7-13
1016456	7-3, 7-5	1016579	7-5	101744902	7-13
1016457	7-7	1016581	7-7	1017450	7-13
1016458	7-9	1016582	8-9	101745101	7-13
1016467	7-7	1016583	7-9	101745102	7-13
1016470	7-13	1016584	7-11	1017453	7-13
1016472	7-11	1016585	8-7	1017454	7-9
1016473	7-7	1016586	7-5	1017455	7-5
1016474	7-9	1016587	7-5	1017456	7-7
1016479	7-9	1016588	7-5	101745701	7-13
1016480	8-9	1016627	17-7	101745702	7-13
101648102	8-9	1016630	1-17	1017458	7-7
101648203	7-7	1016672	11-7	1017460	7-7
1016483	7-9	1016801	10-3	1017461	8-7
1016486	8-7	1016811	1-19	1017463	7-5
1016489	7-9	1016813	5-19	1017466	8-9
101649002	8-9	1016814	5-19	1017468	7-5
1016494	7-11	1016849	1-15, 1-17	1017471	7-13
1016496	7-11	1016851	1-15, 1-17	1017472	7-11
1016497	7-5	1016879	6-7, 13-7	1017473	7-9
1016499	8-7	1016880	6-7, 13-7	1017474	7-3
1016501	8-7	1016883	6-13	1017475	7-3
1016502	7-7	1016901	10-3	1017476	7-3
1016506	7-11	1016904	7-9, 9-3	1017486	7-3
1016507	7-3	1016916	1-31, 1-33, 1-35, 1-37	1017487	7-11
1016510	7-11	1016952	1-11, 1-19, 1-21	1017490	7-5
1016513	11-3	1016967	5-9	1017500	7-3
1016517	7-9	1017029	4-5	1017501	7-13
1016518	7-9	1017062	6-7, 13-7	1017502	7-13
1016519	7-9	1017064	6-7, 13-7	1017503	7-13
1016521	7-11	1017065	6-7, 13-7	1017504	7-11

INDEX

1017507	7-7	101813001	8-13	101838301	16-9
1017508	7-11	101813202	17-3	101838401	16-9, 16-11
1017510	7-13	101815501	4-3	101838501	16-9
1017512	7-13	101815502	4-3	101838601	16-9, 16-11
1017513	7-11	101816401	4-3	101841201	1-39
1017514	7-11	101816501	4-3	101841202	1-39
101751801	7-11	101816502	4-3	101841301	1-39
101751802	7-11	101817401	4-9, 4-11	101850301	8-13
101751803	7-11	101818801	4-9	101851101	1-15, 1-17
1017653	6-11	101821501	8-13	101856002	1-15
1017686	10-7	101823101	17-9	101856102	6-9
1017689	9-3	101823201	4-3	101856201	8-13
1017696	4-9, 4-11	101823801	4-3	101859401	9-3
1017705	13-11	101824401	8-3, 8-5	101861901	4-9, 4-11
101773301	7-13	101825101	1-15, 1-17, 3-3, 3-5	101862001	4-11
101773302	7-13	101826201	1-15	101869302	6-11
101773303	7-13	101826301	1-17	101871001	17-3
101773304	7-13	101827101	7-15	101874901	6-11
101773305	7-13	101828301	16-7	101875001	6-11
101773306	7-13	101828501	16-7, 16-9, 16-11	101875101	6-11
101773307	7-13	101828801	16-5, 16-7	101875102	6-11
101773308	7-13	101828802	16-5, 16-7	101875201	6-11
101773309	7-13	101828901	16-7, 16-9, 16-11	101875301	6-11
101773310	7-13	101828902	16-7, 16-9, 16-11	101875401	6-11
101773311	7-13	101828903	16-7	101875501	6-11
1017760	1-43	101828904	16-5	101875601	6-11
1017774	1-39	101828905	16-5	101875701	6-11
101791101	4-3	101828906	16-5	101875802	6-11
1017936	1-5	101830601	1-15, 1-17	101876001	6-11
1017944	14-3	101830701	1-15, 1-17	101876202	6-11
1017947	14-3	101831101	16-7	101876301	6-11
1017949	14-3	101831503	16-9	101876402	6-11
1017950	14-3	101831504	16-9	101876501	6-11
1017953	14-3	101831701	16-9	101877601	6-11
101795701	13-5, 13-13	101831702	16-9	101877701	6-11
101796201	4-9, 4-11	101831801	17-5	101878101	6-11
101796501	13-11	101831901	17-3	101878201	4-5
101796801	13-11	101832001	13-11	101878302	5-5
101801001	13-11	101832202	8-11	101879001	6-11
101802101	13-11	101832302	8-11	101879401	5-5, 5-11
101802201	16-7	101832601	7-15	101879501	5-5, 5-11
101802202	16-7	101832701	7-15	101879601	5-5, 5-11
101802203	16-7	101833101	7-15	101879701	5-5, 5-11
101802204	16-5	101833401	10-7	101879801	5-5, 5-11
101802205	16-5	101833601	11-3	101879901	5-5, 5-11
101802206	16-5	101833701	6-11	101880001	5-5, 5-11
101804301	1-17, 8-13	101833906	10-3	101880101	5-5, 5-11
101805701	8-13	101834001	10-7	101880201	5-5, 5-11
101806901	1-11	101834502	1-15, 1-17	101880301	5-5, 5-11
101808401	17-3	101834601	7-15	101881101	7-5
101809101	17-5	101834801	11-3	101881701	8-13
101811401	8-13	101836201	10-7	101884801	7-15
101811501	8-13	101837001	1-21	101886101	11-3
101811801	8-13	101837101	8-13	101887101	17-3
101811901	8-13	101837301	6-13	101887601	7-3
101812301	8-13	101838201	16-9	101889401	11-5

INDEX

101890001	11-5	101916701	6-13, 10-3	101972002	17-7
101890101	11-3	101917601	8-13	101972003	17-7
101890201	11-3	101917701	8-13	101972004	17-7
101890501	11-3	101918501	4-5	101972005	17-7
101890601	11-3	101919801	4-9, 4-11	101972006	17-7
101890901	11-7	101920101	13-9, 14-3, 14-5	101972007	17-7
101891001	11-7	101921501	8-13	101972009	17-7
101891301	11-3	101922101	15-3	101972011	17-7
101891401	11-7	101922201	15-3	101972012	17-7
101891501	11-7	101922501	6-17, 13-15	101972101	15-3
101891601	11-5	101923001	15-3	101972201	15-3
101891901	11-5	101923201	15-3	101972801	8-13
101892001	11-5	101923501	15-3	101973101	8-7
101892201	11-5	101923701	15-3	101973301	8-7
101892301	11-5	101923901	15-3	101973401	8-9
101892401	11-5	101925701	8-13	101973501	16-11
101892501	11-5	101926501	5-19	101978001	13-5, 13-21
101892601	11-5	101926901	11-3, 11-11	101978101	13-21
101892701	11-7	101927101	11-3	101978201	13-21
101892901	11-3	101927201	11-3	101978601	15-5
101893201	11-5	101927301	11-3	101980801	11-5
1018933801	11-3	101927501	11-5	101980901	11-5
101893901	11-5	101927601	11-5	101981001	11-5
101895401	15-3	101927701	11-5	101984801	5-3
101895501	15-3	101927901	11-5	101985502	1-31, 1-33, 1-35, 1-37
101896501	6-11	101928001	11-5	101987501	16-11
101896901	8-5	101928101	11-5	101987602	1-31, 1-33, 1-35, 1-37
101897001	15-3	101928301	11-7	101987701	8-3
101897201	15-3	101928601	11-3	101987901	6-7, 13-7
101897401	15-3	101928701	11-3, 15-3, 17-7	101988001	6-7, 13-7
101897601	15-3	101929401	5-19	101988002	6-7, 13-7
101898001	6-15	101929801	10-3	101988101	6-7, 13-7
101903001	13-5, 13-21	101929802	10-3	101988201	6-7, 13-7
101903101	5-13	101931501	3-3, 13-21	101990801	4-7
101903601	15-3	101932902	11-11	101997802	13-17
101903701	15-3	101933101	17-7	101998006	1-35
101905901	8-7	101936101	15-5	101998204	1-37
101906901	15-3	101936801	13-9	101998205	1-35
101908101	13-15	101939901	6-11	101998501	1-31, 1-33, 1-35, 1-37
101908401	6-17, 13-15	101942301	14-3, 14-5	102003201	8-3
101908601	3-3	101947402	1-33	102004101	5-13
101908703	13-21	101953101	4-7	102004201	5-21
101909201	7-5	101953802	7-3	102004401	1-3
101909301	7-5	101954301	1-13, 1-31, 1-33, 1-35, 1-37	102009402	2-3
101909401	7-5	101956201	16-11	102009502	2-3
101909501	7-5	101956202	16-11	102022101	4-7
101910401	1-39	101958201	16-11	102022602	5-11
101910501	11-7	101958301	16-11	102025801	1-13
101911401	15-5	101960501	1-11, 3-5	102026001	4-9, 4-11
101912401	4-13	101960601	3-3, 3-5	102031901	11-7
101914401	16-7, 16-9	101963401	7-15, 11-9	102045001	1-13
101915201	3-5	101965202	13-21	102045901	11-3
101916001	7-13	101968701	13-5, 13-21	102046501	3-7
101916101	7-3	101971001	8-13	102048401	1-13
101916201	7-5	101971301	8-13	102061201	17-9
101916301	7-5	101972001	1-43, 17-7	102065901	7-15

INDEX

102066201	4-7, 5-21	102323101	4-5	102674401	17-9
102075801	3-3, 3-5	102323201	4-5	102674601	17-9
102076701	1-43	102324901	1-39	102675001	17-5
102101001	13-9	102330901	17-9	102675101	17-5
102101101	13-9	102336001	8-11	102675201	17-5
102155801	10-7	102336101	8-11	102675301	17-5
102169401	17-7	102352801	5-7	102675401	17-5
102174207	1-33	102353201	5-7	102686101	17-3
102186001	14-5	102353301	5-7	102704701	14-5
102186101	14-5	102353401	5-7	102704801	14-5
102186201	14-5	102354104	5-7	102704901	14-5
102186301	14-5	102354204	5-7	102711201	6-9
102186401	14-5	102355301	6-15	102753401	7-9
102186701	14-5	102356601	15-3	102771701	15-3
102186901	14-5	102356801	15-3	102777401	13-13
102187101	14-5	102357001	15-3, 15-5	102778501	1-7
102187201	14-5	102376001	11-9	102778502	1-7
102196901	1-15	102406701	8-3, 8-5	102778503	1-7
102199601	13-5, 13-21	102430901	7-13	102778504	1-7
102235201	14-3, 14-5	102431001	7-11	102778505	1-7
102240104	14-3	102453001	11-5	102778507	1-7
102240501	13-21	102453101	11-5	102778509	1-7
102241501	17-7	102503211	1-31, 1-39	102778601	1-13
102241502	17-7	102503212	1-33, 1-39	102824402	1-23, 1-25, 1-27, 1-29
102242101	1-13, 10-7	102503214	1-35, 1-39	102830401	5-15
102243402	17-7	102503215	1-37, 1-39	102830501	1-3
102243403	14-3, 14-5	102508701	1-15	102832601	13-13
102248803	17-7	102511301	13-13	102854301	1-23, 1-25, 1-27, 1-29
102249901	17-3	102511302	13-13	102854302	1-23, 1-25, 1-27, 1-29
102251501	17-7	102518001	1-15	102865101	8-3
102263601	13-21	102522001	8-5	102871801	5-19
102265601	14-3	102537802	5-9	102886301	15-3
102265701	14-3	102538101	3-5	102886401	15-3
102265801	14-3	102538201	3-3	102886501	15-3
102265901	14-3	102540301	7-15	102886601	15-3
102266001	14-3	102540802	5-9	102896801	12-3
102266101	14-3	102541425	1-39	102896901	12-3
102267001	14-3	102541445	1-39	102897201	12-5
102273201	16-5	102541465	1-39	102897301	12-5
102273301	16-5	102541501	1-39	102897401	12-3
102273401	16-5	102555501	17-3	102897501	12-5
102273601	16-5	102562401	17-3	102897601	12-3
102273701	16-3, 16-5	102570401	17-11	102897701	12-3
102273801	16-3, 16-5	102572401	1-15	102897801	12-3
102273901	16-3, 16-5	102582401	1-39	102897901	12-3
102274001	16-5	102601501	17-5	102898001	12-3, 12-5
102278001	1-15, 1-17, 5-3	102603501	17-5	102898101	12-3
102288101	5-13	102605201	17-5	102898201	12-3
102289002	1-3	102606101	17-5	102898301	12-3, 12-5
102289201	5-11	102607501	17-5	102898401	12-5
102296020	5-9	102618601	1-3, 1-39	102898501	12-3
102296301	1-33	102668801	17-9	102898601	12-3
102296530	1-31, 1-33, 1-35, 1-37, 1-39	102669901	17-7	102898701	12-3
102298240	1-3	102674001	17-5	102898801	12-3
102298720	1-3	102674101	17-5	102898901	12-5
102304801	7-9	102674201	17-5	102899001	12-3

INDEX

102899101	12-3	103295201	11-9	103410701	1-25
102899201	12-3	103313301	1-13	103410803	1-29
102899301	12-3	103316701	13-21	103410901	1-25, 1-29
102899401	12-3	103316801	13-21	103411001	1-23, 1-27
102899501	12-3	103316901	13-21	103411101	1-23, 1-25, 1-27, 1-29
102899601	12-3, 12-5	103325501	14-3	103411201	1-23, 1-25, 1-27, 1-29
102899701	12-3	103325601	14-3	103411501	1-3
102899801	12-3	103325701	14-3	103413101	1-3
102899901	12-5	103325801	14-3	103414901	16-5, 16-7
102900001	12-5	103337601	14-3	103428501	16-3
102900101	12-5	103345701	10-3	103428601	16-3
102900201	12-5	103348201	1-17	103428701	16-3
102900301	12-5	103348501	1-17	103429001	16-3
102900401	12-3	103348601	1-17	103429101	16-3
102900501	12-3	103351001	5-13	103429201	16-3
102900601	12-3	103351101	5-17	103429301	16-3
102900701	12-3	103364101	1-13	103429501	16-3
102900801	12-3	103364201	1-13	103429701	16-3
102900901	12-3	103364801	5-19	103434001	16-3
102901001	12-3	103365401	1-21	103439901	16-3
102901101	12-5	103365402	1-21	103477901	5-7
102901201	12-3	103365403	1-21	103483101	4-3
102901301	12-3	103365404	1-21	103483102	4-3
102901401	12-3	103365405	1-21	103483201	4-3
102901501	12-3	103365407	1-21	103483301	4-3
102901601	12-3	103365409	1-21	103483401	4-3
102901701	12-3	103365501	1-11	103483501	4-3
102901801	12-3	103365502	1-11	103483601	4-3
102901901	12-3	103365503	1-11	103483701	4-3
102902001	12-3	103365504	1-11	103512801	16-3
102902101	12-7	103365505	1-11	103512901	16-3
102902201	12-7	103365507	1-11	103513001	16-3
102902301	12-7	103365509	1-11	103517401	16-3
102902401	12-7	103372101	8-3, 8-5	103517601	16-5
102902501	12-7	103372302	8-3, 8-5	103520301	8-13
102902601	12-7	103377201	4-7	103601501	5-11
102902701	12-7	103377301	4-7	103601601	5-3
102902801	12-7	103378301	1-39	103651901	8-5
102956201	5-13	103378302	1-39	103651902	8-3
102977001	1-17	103380201	4-3	103653401	5-11
102977002	1-15	103380202	4-3	103711001	5-13
103010101	8-3	103389101	3-7	103717001	16-3
103197001	6-5, 6-9	103389201	3-7	103717002	16-3
103198301	1-15	103389301	3-7	103717003	16-3
103198401	6-17	103389401	3-7	103776901	8-5
103199001	1-17	103390201	13-21	103776902	8-3
103199101	1-17	103390801	1-17	103779601	16-3
103205401	1-17	103395101	1-13	103781101	8-3
103205501	6-17	103397901	16-5, 16-7	103781201	8-3
103210201	1-17	103403101	13-21	103852901	1-33
103210301	1-15	103405401	1-9	103853002	1-33
103218601	1-15	103405402	1-9	103853122	1-33
103221801	13-5, 13-21	103405501	5-9	96704416	7-15
103282601	13-21	103410401	1-27		
103282701	13-21	103410501	1-23		
103295101	11-9	103410601	1-29		

A

AC cord 16-5, 16-7, 16-9, 16-11

INDEX

- AC cord bushing 16-3, 16-5
 - AC cord receptacle 16-11
 - AC cordset 16-3
 - accelerator bracket and bearing assembly 4-9, 4-11
 - accelerator cable 8-11
 - accelerator pedal 4-9, 4-11
 - accelerator pedal adjustment tool 17-3
 - accelerator pivot rod 4-9, 4-11
 - accelerator return spring 4-9, 4-11
 - accelerator rod 4-13
 - adapter
 - cable (IQDM) 17-7
 - adhesive, guide ring 17-3
 - adjuster
 - hydraulic brake 17-7
 - adjuster, lash 7-11
 - air box 8-13
 - air box top 8-13
 - air filter 8-13
 - air intake hose 8-13
 - ammeter 16-3, 16-5, 16-7, 16-9, 16-11
 - anti-sway bar 5-19
 - A-plate strap 5-13
 - A-plate, delta 5-13
 - arbor 17-3
 - arm
 - governor 11-3
 - pivot 11-3
 - rocker 7-9
 - armature 6-11, 14-3, 14-5
 - armature conversion kit 6-11
 - armrest 1-31, 1-33, 1-35, 1-37, 1-39
 - assembly
 - accelerator bracket and bearing 4-9, 4-11
 - accelerator pivot rod 4-9, 4-11
 - air box 8-13
 - air box top 8-13
 - armature 6-11
 - axle 11-7
 - backrest 1-35, 1-39
 - bearing, steering shaft 5-3
 - bell crank and shaft 6-9
 - brake lever 4-3
 - brush connector 6-11
 - brush holder 6-11
 - carburetor 8-7
 - connecting rod 7-13
 - cylinder head 7-9
 - delta A-plate 5-13
 - delta shock and gear support 5-13
 - drive hub 10-3
 - driven clutch 10-7
 - driven clutch fixed-face 10-7
 - field coil 6-11
 - float 8-7
 - frame and field (motor) 14-5
 - fuel tank vent 8-3, 8-5
 - governor 11-5
 - headlight 6-7, 13-7
 - headlight harness 6-7, 13-7
 - idle screw 8-7
 - inner ball joint 5-5, 5-11
 - kingpin 5-13
 - moveable-face 10-3, 10-7
 - pilot air screw 8-7
 - plug cap 7-5
 - ratchet 4-5
 - secondary clutch weight 10-3
 - steering shaft 5-3
 - turn signal lens 6-7, 13-7
 - axle 11-7, 12-3, 15-3
 - axle guard 11-11, 15-5
 - axle shaft oil seal 11-7, 15-3
 - axle tube 15-3
- ## B
- backrest assembly 1-35, 1-39
 - bag, desiccant 10-3
 - ball bearing 7-11
 - ball joint 4-5, 4-13, 5-5, 5-13, 11-9
 - ball joint, left-hand thread 5-5
 - ball stud 6-9, 11-3
 - ball, bearing 5-7
 - ball, shifter 11-5
 - ball, steel pressure relief 7-7
 - band, RPM limiter mount 7-5
 - bar, drive 13-9
 - bar, stabilizer 5-19
 - barb, vent 8-3, 8-5
 - barrel, plastic 1-3
 - battery 6-15
 - battery charger 16-5, 16-7, 16-9, 16-11
 - battery charger case 16-5, 16-7, 16-9, 16-11
 - battery charger handle 16-5
 - battery charger receptacle 13-11
 - battery charger transformer 16-5, 16-7, 16-9, 16-11
 - battery clamp 6-15
 - battery discharge machine 17-3
 - battery hold-down, 12-volt 13-13
 - battery insulator 1-21
 - battery light 1-15
 - battery terminal protector spray 17-3
 - battery thermometer 17-3
 - battery, 12-volt, Trojan T1275, moist 13-13
 - battery, 12-volt, Trojan T1275, wet 13-13
 - bearing 15-3
 - ball 5-7, 7-11
 - ball (motor) 14-5
 - ball (steering pinion) 5-5, 5-11
 - idler 10-3
 - inner axle tube 11-7, 15-3
 - lower pinion (steering) 5-5, 5-11
 - needle 11-5
 - outer axle tube 11-7
 - pivot support 4-9, 4-11
 - steering shaft 5-3
 - thrust 5-13
 - bearing and oil seal remover 17-3
 - bearing driver set 17-3
 - bearing puller 17-3
 - bearing puller wedge 17-3
 - bearing retainer 14-3
 - bearing seat 5-3
 - bed, box 1-43
 - bell crank and shaft 6-9
 - bellows 5-5, 5-11
 - belt, drive 10-5
 - belt, starter/generator 6-13, 10-3
 - beverage holder 1-19
 - bezel, headlight 6-7, 13-7
 - block, brake-mounting 4-5
 - block, fuse 6-9
 - body kick plate 1-11, 1-21
 - body, front 1-7, 1-23, 1-25, 1-27, 1-29
 - bolt, J- 13-13
 - bolt, U- 5-19
 - boot, steering column 1-15, 1-17, 5-3
 - boot, switch 6-17, 13-15
 - bottom, air box 8-13
 - box
 - air 8-13
 - electrical component 6-9
 - steering gear 5-5, 5-11
 - box bed 1-43
 - box, electrical component 6-9, 13-21
 - brace, canopy 1-13
 - bracket 5-19
 - accelerator cable 8-11
 - adjustable starter/generator 6-13
 - governor cable 8-11
 - headlight mounting 6-7, 13-7
 - hour meter 13-17
 - muffler mounting 9-3
 - oil filter mount 7-7
 - oil level switch 7-11
 - relay mounting 16-9
 - RPM limiter 7-5
 - shifter 11-3
 - snubber 7-15
 - stabilizer bar mounting 5-19
 - starter/generator mounting 6-13
 - steering column 5-3
 - steering column mounting 5-3
 - throttle spring return 8-9
 - Tow/Run switch 6-17, 13-15
 - brake adjusting mechanism 4-3

INDEX

- brake adjustment tool 17-3
 - brake cable 4-7
 - brake cable equalizer 4-7
 - brake cable release tool 17-3
 - brake drum 4-3
 - brake lever 4-3
 - brake mounting block 4-5
 - brake pedal 4-5
 - brake pedal adjustment tool 17-3
 - brake pedal pad 4-5
 - brake pedal tension tool 17-3
 - brake return spring 4-7
 - brake self-adjusting mechanism 4-3
 - brake shoe 4-3
 - brake spring 4-3
 - breaker, circuit 16-3, 16-5, 16-7, 16-9, 16-11
 - breather 11-3, 15-3
 - brush 14-3, 14-5
 - brush and screw set 6-11
 - brush box assembly 14-5
 - brush connector 6-11
 - brush guard support 5-15
 - brush holder 6-11
 - brush inspection port cover 6-11
 - brush port cover 6-11
 - brush rigging 14-3, 14-5
 - brush spring 14-3, 14-5
 - brush spring set 6-11
 - bulb, headlight 6-7, 13-7
 - bumper
 - cast 1-3
 - drive unit (motor) 14-3, 14-5
 - rubber 4-5
 - spring return 4-9, 4-11
 - bushing 10-3
 - AC cord 16-3, 16-5
 - bronze 5-7
 - nylon 4-5
 - return line 8-3, 8-5
 - spindle 5-7
 - stabilizer bar 5-19
 - steel 5-21
 - urethane 5-13, 5-21
 - bushing support 5-19
 - bushing, insulated 14-3
 - button, choke 8-13
 - button, drive 10-7
 - buzzer, reverse 1-15, 1-17
- C**
- cable
 - accelerator 8-11
 - brake 4-7
 - FNR shifter 11-9
 - governor 8-11
 - IQDM 17-7
 - calibration test module 17-3
 - cam
 - driven clutch 10-7
 - electrical component box 6-9
 - cam installation tool 17-3
 - camshaft 7-11
 - camshaft shim 7-11
 - canopy 1-23, 1-27
 - canopy brace 1-13
 - canopy support 1-23, 1-25, 1-27, 1-29
 - canopy trim plate 1-23, 1-25, 1-27, 1-29
 - cap
 - dust 1-15
 - key switch 1-15, 1-17
 - plug 7-5
 - carburetor 8-7
 - carburetor float level tool 17-7
 - carburetor gasket 8-9
 - carburetor insulator 8-9, 14-3
 - carburetor mounting gasket 8-9
 - card, safety first 17-9
 - cargo box 1-43
 - case
 - battery charger 16-5, 16-7, 16-9, 16-11
 - differential gear 11-7
 - gear 11-3, 15-3
 - rocker 7-9
 - case, charger 16-3
 - cast bumper 1-3
 - charger bezel tool 17-3
 - charger board relay 16-3
 - charger case 16-3
 - charger hardware 16-3
 - charger legs 16-3
 - charger receptacle 13-11
 - charger, battery 16-5, 16-7
 - choke button 8-13
 - choke lever 8-13
 - choke lever guide 8-13
 - choke positioner 8-13
 - choke valve 8-13
 - circuit breaker 16-3, 16-5, 16-7, 16-9, 16-11
 - clamp
 - battery 6-15
 - cable retaining 8-11
 - hose 8-3, 8-5, 8-9, 8-13
 - muffler hose 9-3
 - clevis, upper delta 5-13
 - clip, meter 1-17
 - cluster idler gear 11-5
 - clutch alignment tool 17-5
 - clutch pulley 10-3
 - clutch removal tool 17-3
 - clutch repair kit 10-7
 - clutch tool kit 17-5
 - clutch weight 10-3
 - clutch, drive 10-3
 - clutch, driven 10-7
 - coil, field 6-11
 - coil, ignition 7-5
 - collet 7-9
 - column, steering 5-3
 - communication display module 17-5
 - component box, electrical 6-9
 - component mounting plate 13-21
 - compression gauge 17-5
 - compression mount 5-19
 - compression spring 8-13
 - compressor, piston ring 17-9
 - compressor, valve spring 17-11
 - computer, onboard 13-21
 - connecting rod 7-13
 - connector, a- 6-11
 - continuity tester 17-5
 - controller cover 13-21
 - controller cover gasket 13-21
 - cord connector 7-11
 - cord set, DC 16-5
 - cord, AC 16-5, 16-7, 16-9, 16-11
 - cord, DC 16-7, 16-9, 16-11
 - Cordset
 - PD3, AC 114" 16-3
 - PD3, AC 80" 16-3
 - PD3, DC 113" 16-3
 - PD3, DC 154" 16-3
 - PD3, DC 205" 16-3
 - counterbalance guide shaft 7-13
 - counterbalance weight 7-13
 - cover
 - brush inspection port 6-11
 - brush port 6-11
 - crankcase 7-11
 - electrical box 6-9
 - oil pump 7-7
 - screw head 1-15, 1-17
 - steering column 5-3
 - cover gasket, controller 13-21
 - cover plate 14-5
 - cover, controller 13-21
 - cover, speed controller 13-21
 - cowl 1-7, 1-23, 1-25, 1-27, 1-29
 - cowl support 1-13
 - crankcase 7-13
 - crankcase cover 7-11
 - crankshaft 7-13
 - crankshaft rod 7-13
 - crankshaft shim 7-13
 - C-type stop ring 5-5, 5-11
 - cup holder 1-19
 - cup, spring 4-9, 4-11
 - current limiter 16-11

INDEX

cushion, shock absorber 5-17
cutter, valve seat 17-5, 17-11

D

damper, RPM limiter 7-5
dash 1-15, 1-17
dash component 1-15, 1-17
dash panel 1-15, 1-17
DC cord 16-7, 16-9, 16-11
DC cord set 16-5
DC cordset 16-3
decal
 battery danger 3-3
 bed load warning 3-3, 3-5
 box bed warning 1-43
 Club Car 3-7
 component cover 3-3, 13-21
 dash warning 3-3, 3-5
 driver/passenger 3-5
 FNR 1-15, 1-17
 frame ground 3-5
 on/off 1-15, 1-17, 3-3, 3-5
 operating instructions 3-3, 3-5
 operating instructions (electric) 1-15
 rollover warning 1-17
 rotating parts 1-11, 3-5
 run/service switch 6-17
 Tow/Run switch warning 3-3
 trailer hitch 3-3, 3-5
 young driver warning 3-3, 3-5
delta A-plate 5-13
delta A-plate sub-assembly 5-13
delta shock and gear support 5-13
desiccant bag 10-3
DF-terminal insulator 6-11
diagnostic port 1-15
diesel tachometer probe 17-9
differential
 drive unit 12-3, 15-3
differential gear 11-7, 15-3
differential gear case 11-7
differential guard 11-11, 15-5
differential housing 15-3
differential idler gear 11-7
differential pin 11-7
diode 6-9
dipstick 7-3
drain plug 7-7
drain plug gasket 7-7, 11-3
drink holder 1-19
drive bar 13-9
drive belt 10-5
drive button 10-7
drive clutch 10-3
drive clutch button 10-3
drive clutch fixed sheave tool 17-5

drive clutch fixed-face 10-3
drive clutch holder tool 17-5
drive clutch hub puller 17-5
drive clutch puller 17-5
drive clutch spider removal tool 17-5
drive clutch spring 10-3
drive clutch weight 10-3
drive hub 10-3
drive unit bumper 14-3, 14-5
drive unit guard 11-11, 15-5
driven clutch 10-7
driven clutch button 10-7
driven clutch cam 10-7
driven clutch cam puller 17-5
driven clutch fixed-face assembly 10-7
driven clutch puller plug 17-5
driven clutch spring compression base tool 17-5
driven clutch spring compression collar tool 17-5
driven clutch spring compression nut tool 17-5
driver, drive clutch 10-3
drum, brake 4-3
dry moly lubricant 17-7
dust cap 1-15

E

eccentric adjustment screw 5-13
E-clip 4-7
electrical box cover 6-9
electrical component box 6-9, 13-21
end bell, commutator 6-11
end bell, output shaft 6-11
end cap, motor 14-3, 14-5
end shield
 motor 14-3
engine mounting plate 7-15
engine shroud 7-3
engine, FE350 CW without ACR 7-3
equalizer rod 4-7
equalizer, brake cable 4-7
exhaust system 9-3
exhaust valve 7-9
extrusion 13-21
extrusion, fender 1-3

F

face, moveable 10-3, 10-7
fan housing 7-3
fan shroud 7-3
fan, flywheel 7-5
fender extrusion 1-3
fender, inner 1-5
field coil 6-11
field coil housing 6-11

fill plug 11-3
filter
 air 8-13
 fuel 8-3
 oil 7-7
 oil pump 7-7
fitting, thread-forming grease 5-5, 5-7
fixed-face, drive clutch 10-3
fixed-face, driven clutch 10-7
float 8-7
floor mat 1-41
flywheel 7-5
flywheel fan 7-5
flywheel fan plate 7-5
flywheel puller 17-7
FNR closeout brush 1-17
FNR shifter cable 11-9
foam, seat 1-31, 1-33, 1-35, 1-37
fork, shift 11-5
frame and field assembly (motor) 14-5
front body 1-7, 1-23, 1-25, 1-27, 1-29
front body support 1-11, 1-21
front hub 5-7
front spring retainer plate 5-15
F-terminal hardware 6-11
f-terminal insulator 6-11
fuel filter 8-3
fuel gauge sending unit 8-5
fuel line 8-3, 8-5, 8-9
fuel meter 1-17
fuel tank 8-5
fuel tank strap 8-3
fuel tank vent 8-3, 8-5
fuse 13-11, 16-7, 16-9, 16-11
 10-amp 6-9
 20-amp 6-9
 3/8-amp 13-11
 charger 16-3, 16-5
fuse block 6-9

G

gasket 15-3
 carburetor 8-9
 carburetor mounting 8-7, 8-9
 crankcase cover 7-9, 7-11
 drain plug 7-7, 11-3
 exhaust 7-9, 9-3
 head 7-9
 insulator 7-9, 8-9
 liquid 11-3, 15-3, 17-7
 rocker case 7-9
 seat 1-31, 1-33, 1-35, 1-37
 sending unit 8-5
gasket kit, FE350 7-9
gasket, controller cover 13-21
gauge, compression 17-5

INDEX

gauge, fuel-hour 1-17
gear
 case 11-3, 15-3
 cluster idler 11-5
 differential 11-7, 15-3
 differential idler 11-7, 15-3
 differential output 15-3
 helical 7-13, 11-5, 11-7
 spur 7-13, 11-5
 synchro 11-5
gear yoke 17-7
governor 11-5
governor arm 11-3
governor cable 8-11
governor cable bracket 8-11
governor shaft installation tool 17-7
grommet 8-3, 8-5
guard, differential 11-11, 15-5
guide
 choke lever 8-13
 intake valve 7-9
 valve 7-9
 valve seat cutter 17-11
guide ring adhesive 17-3

H

handle, battery charger 16-5
hardware kit, charger 16-3
hardware, F-terminal 6-11
harness, wire 6-5, 6-9, 13-5, 13-21
head gasket 7-9
head, cylinder 7-9
headlight assembly 6-7, 13-7
headlight bulb 6-7, 13-7
headlight harness 6-7, 13-7
headlight retainer 6-7, 13-7
heatsink 16-5
heatsink and rectifier 16-7, 16-9, 16-11
helical gear 7-13, 11-5, 11-7
hill brake rod 4-5
hill brake weld assembly 4-5
hinge plate 1-11, 1-21, 1-31, 1-33, 1-35, 1-37
hold-down, battery, 12-volt 13-13
holder, cup 1-19
hole plug 1-15
hose, air intake 8-13
hose, fuel 8-3
hour meter 1-17, 13-17
housing
 2-pin 13-9
 3-pin 13-9, 14-3, 14-5
 differential 15-3
 fan 7-3
 field coil 6-11
hub 5-7
hub and spindle 5-7

hub, front 5-7
hub, synchronizer clutch 11-5
hubcap 5-7
hydraulic brake adjuster 17-7
hydrometer 17-7

I

idle screw assembly 8-7
idler bearing 10-3
idler gear, differential 15-3
ignition coil 7-5
inner frame snubber 7-15
input shaft 15-3
insert, synchronizer 11-5
instrument panel 1-15, 1-17
insulated bushing 14-3
insulator gasket 7-9, 8-9
insulator, battery 1-21
insulator, carburetor 8-9, 14-3
intake pipe 8-9
intake valve 7-9
intermediate shaft 15-3
internal retaining ring pliers 17-7
IQ display module (IQDM) 17-7

J

J-bolt 13-13
jet, main 8-7
jet, pilot 8-7
joint
 ball 4-5, 4-13, 11-9
 left-hand thread ball 5-5
 steering 5-13

K

key
 crankshaft 7-5, 7-13
 driven clutch 10-7
 On/Off 1-15, 1-17
 square 10-7
 starter/generator 6-11
 woodruff 11-3
key switch 1-17
key switch cap 1-15, 1-17
key switch, On/Off 1-15
kick plate, body 1-11, 1-21
kingpin 5-13
kit
 2-pin housing 13-9
 3-pin housing 13-9, 14-3, 14-5
 accelerator pivot rod 4-9, 4-11
 air duct repair tape 8-13
 brake cable 4-7
 brake pedal 4-5
 brake pedal adjustment tool 17-3

clutch repair 10-7
differential gear case 11-7
drive clutch button 10-3
drive clutch weight 10-3
driven clutch button 10-7
front hub replacement 5-7
fuel tank 8-5
IQ display module (IQDM) 17-7
magnet and bearing 14-3
motor brush 14-5
motor brush spring 14-5
motor cover plate 14-5
motor speed sensor 14-5
motor terminal hardware 14-5
park brake latch 4-5
park brake pedal 4-5
PD3 Cordest, AC 114" 16-3
PD3 Cordest, AC 80" 16-3
PD3 Cordest, DC 113" 16-3
PD3 Cordest, DC 154" 16-3
PD3 Cordest, DC 205" 16-3
PD3 hardware 16-3
shock absorber cushion 5-17
tune-up 17-9
knob, forward/reverse 11-9

L

lash adjuster 7-11
latch, air box 8-13
latch, park brake 4-5
leaf spring 5-19
legs, charger 16-3
lens, headlight 6-7, 13-7
lever
 change 11-3
 choke 8-13
 transmission shifter 11-3
light
 battery 1-15
 oil 1-17
limit switch 6-9
limiter
 current 16-11
 RPM 7-5
line, fuel 8-3, 8-5, 8-9
link, rack and pinion drag 5-5, 5-13
link, stabilizer bar 5-19
liquid gasket 11-3, 15-3, 17-7
low oil warning light 1-17
lubricant, dry moly 17-7
lubricant, moly-teflon 14-3, 14-5, 17-7
lug nut 2-3
lug stud 5-7, 11-7, 15-3

INDEX

M

magnet and bearing kit 14-3
magnet, speed sensor 14-3, 14-5
main jet 8-7
maintenance/operation switch 6-17
mat, floor 1-41
MCOR 13-9
mechanism, brake adjusting 4-3
meter clip 1-17
meter, hour 13-17
meter, volt ohm 17-11
module
 calibration test 17-3
 communication display 17-5
moly-teflon lubricant 17-7
motor
 48-volt 14-3
 48-volt IQ 14-5
motor armature 14-3
motor brush 14-3
motor brush kit 14-5
motor brush spring kit 14-5
motor bumper 14-3, 14-5
motor end cap 14-3, 14-5
motor end shield 14-3
motor magnet, speed sensor 14-3, 14-5
motor speed sensor 14-3, 14-5
motor speed sensor kit 14-5
motor stator shell and winding 14-3
motor terminal hardware kit 14-5
mount, compression 5-19
mounting block, brake 4-5
moveable-face 10-3, 10-7
muffler hose clamp 9-3

N

needle bearing 11-5
nozzle, main 8-7
nut, lug 2-3

O

OBC 13-21
OBC, onboard computer 13-21
oil filler tube 7-3
oil filter 7-7
oil filter mount bracket 7-7
oil filter screen 7-11
oil filter screen plate 7-11
oil level sensor 7-11
oil level switch bracket 7-11
oil pump and rotor 7-7
oil pump cover 7-7
oil pump filter 7-7
oil pump plate 7-7
oil seal 7-9, 7-11, 7-13, 11-3, 11-5

oil warning light, low 1-17
onboard computer 13-21
operation/maintenance switch 6-17
O-ring 7-3, 7-9, 7-11, 7-13

P

pad
 accelerator pedal 4-9, 4-11
 brake pedal 4-5
 park brake 4-5
paint, touch-up 17-7
panel, instrument 1-15, 1-17
park brake latch 4-5
park brake pedal 4-5
park brake rod sleeve 4-5
park brake spacer 4-5
park brake torsion spring 4-5
pawl 4-5
pedal, accelerator 4-9, 4-11
pedal, brake 4-5
pedal, park brake 4-5
pilot air screw assembly 8-7
pilot jet 8-7
pin, differential 11-7
pin, piston 7-13
pinion, steering 5-5, 5-11
pipe, intake 8-9
piston 7-13
piston pin 7-13
piston ring 7-13
piston ring compressor 17-9
piston ring pliers 17-9
piston ring set 7-13
pivot arm 11-3
pivot support bearing 4-9, 4-11
plate
 body kick 1-11, 1-21
 component mounting 13-21
 cover 14-5
 engine mounting 7-15
 flywheel fan 7-5
 front spring retainer 5-15
 hinge 1-11, 1-21, 1-31, 1-33, 1-35, 1-37
 oil filter screen 7-11
 oil pump 7-7
 receptacle backing 13-11
 spring mounting 5-15
 thrust 11-5, 11-7
plate, canopy trim 1-23, 1-25, 1-27, 1-29
plate, steering wheel center 5-9
pliers
 internal retaining ring 17-7
 piston ring 17-9
 retaining ring 17-9
plug
 drain 7-7

driven clutch puller 17-5
fill 11-3
hole 1-15
spark 7-5
plug cap 7-5
pole set 6-11
port, diagnostic 1-15
positioner, choke 8-13
press weldment 17-5
protector spray, battery terminal 17-3
puller
 bearing 17-3
 clutch 17-3
 drive clutch 17-5
 drive clutch hub 17-5
 driven clutch cam 17-5
 flywheel 17-7
 seal 17-9
 special use tool 17-9
pulley
 clutch 10-3
 starter-generator 6-11
push rod 7-9

R

rack and pinion drag link 5-5, 5-13
rack guide pressure spring 5-5, 5-11
rack, steering 5-5, 5-11
ratchet, park brake 4-5
reamer, valve guide 17-9
rear spring shackle 5-21
receptacle 13-11
receptacle backing plate 13-11
receptacle, AC cord 16-11
receptacle, battery charger 13-11
rectifier with heatsink 16-7, 16-9, 16-11
regulator, voltage 6-9
relay 16-9, 16-11
relay mounting bracket 16-9
relay, charger board 16-3
remover, bearing and oil seal 17-3
resistor assembly 13-21
retainer
 accelerator pedal spring 4-9, 4-11
 bearing 14-3
 headlight 6-7, 13-7
 shock absorber cushion 5-17
 spring (drive clutch) 10-3
 valve spring 7-9
retaining ring 5-3
retaining ring pliers 17-9
return spring bumper 4-9, 4-11
reverse buzzer 1-15, 1-17
rigging, brush 14-3
rim, wheel, black 2-3
rim, wheel, silver 2-3

INDEX

- ring
 - piston 7-13
 - retaining 5-3, 6-9, 10-3, 10-7
 - snap 5-5, 5-11, 7-9, 7-13
 - spiral backup 10-3
 - synchronizer 11-5
- ring, C-type stop 5-5, 5-11
- ring, piston 7-13
- rivet, blind push 5-9
- rock guard 11-11, 15-5
- rocker arm 7-9
- rocker case 7-9
- rocker case gasket 7-9
- rocker shaft 7-9
- rocker switch 1-15
- rod
 - accelerator 4-13
 - accelerator pivot 4-9, 4-11
 - connecting 7-13
 - crankshaft 7-13
 - equalizer 4-7
 - hill brake 4-5
 - push 7-9
 - shift 11-5
 - tie 5-13
- rotor, oil pump and 7-7
- RPM limiter 7-5
- RPM limiter bracket 7-5
- RPM limiter damper 7-5
- RPM limiter mount band 7-5
- S**
- safety decal 3-3, 3-5
- safety first card 17-9
- score card plate 5-9
- screen, oil filter 7-11
- screw, eccentric adjustment 5-13
- screw, valve clearance adjuster 17-9
- seal
 - intake 8-13
 - lip 15-3
 - oil 7-9, 7-11, 7-13, 11-3, 11-5, 11-7, 15-3
 - steering pinion dust 5-5, 5-11
 - vertical socket dust 5-5, 5-13
- seal puller 17-9
- sealant 11-3, 15-3
- seat
 - spring 7-9
 - valve 7-7
- seat bottom 1-33
- seat bottom assembly 1-35, 1-37
- seat cover, vinyl 1-35, 1-37
- seat foam 1-31, 1-33, 1-35, 1-37
- seat gasket 1-31, 1-33, 1-35, 1-37
- seat, bearing 5-3
- sending unit, fuel gauge 8-5
- sensor, motor speed 14-3, 14-5
- sensor, oil level 7-11
- sensor, speed 14-3
- set, brush and screw 6-11
- set, pole 6-11
- shackle, rear spring 5-21
- shaft
 - change 11-3
 - counterbalance guide 7-13
 - input 15-3
 - intermediate 15-3
 - rocker 7-9
 - steering column 5-3
 - transmission 11-5
- shift fork 11-5
- shift rod 11-5
- shifter bracket 11-3
- shim, camshaft 7-11
- shim, crankshaft 7-13
- shock absorber 5-13, 5-17
- shock absorber cushion 5-17
- shock absorber cushion retainer 5-17
- shoe, brake 4-3
- shroud 7-3
- shroud, engine 7-3
- shroud, fan 7-3
- sleeve 5-13
 - delta A-plate 5-13
 - governor 11-5
 - park brake rod 4-5
 - synchronizer 11-5
- snap ring 5-5, 5-11, 7-9, 7-13
- snubber bracket 7-15
- snubber, inner frame 7-15
- socket 5-5, 5-13
- solenoid 13-21
- solenoid, 12-volt 6-9
- spacer 1-3
 - accelerator pivot rod 4-9, 4-11
 - park brake 4-5
- spanner wrench 17-9
- spark plug 7-5
- speed controller cover 13-21
- speed sensor 14-3, 14-5
- speed sensor magnet 14-3, 14-5
- speed sensor, motor 14-3, 14-5
- spindle 5-7
- spindle and hub 5-7
- spiral backup ring 10-3
- spray, battery terminal protector 17-3
- spring
 - accelerator return 4-9, 4-11
 - brake return 4-7
 - brush 6-11, 14-3, 14-5
 - compression 8-13
 - drive button 10-3
 - drive clutch 10-3
 - driven clutch 10-7
 - extension return 8-13
 - leaf 5-19
 - park brake torsion 4-5
 - rack guide pressure 5-5, 5-11
 - shifter 11-5
 - steering shaft compression 5-3
 - synchronizer 11-5
 - throttle return 8-9
 - valve 7-9
- spring cup 4-9, 4-11
- spring mounting plate 5-15
- spur gear 7-13, 11-5
- stabilizer bar 5-19
- stabilizer bar link 5-19
- stabilizer bar mounting bracket 5-19
- stand-offs, plastic 16-3
- starter/generator 6-11
- starter/generator belt 6-13, 10-3
- starter/generator pulley 6-11
- stator shell and winding 14-3
- steel bushing 5-21
- steel pressure relief ball 7-7
- steering column 5-3
- steering column bearing press tool 17-9
- steering column retaining ring tool 17-9
- steering gear box 5-5, 5-11
- steering joint 5-13
- steering pinion 5-5, 5-11
- steering pinion dust seal 5-5, 5-11
- steering rack 5-5, 5-11
- steering shaft assembly 5-3
- steering shaft compression spring 5-3
- steering wheel 5-9
- steering wheel puller tool 17-9
- stem, valve 2-3
- stiffener, flywheel side 7-15
- stiffener, PTO side 7-15
- strap, A-plate 5-13
- strap, fuel tank 8-3
- stud 7-15
 - lug 5-7, 11-7, 15-3
- stud, ball 6-9, 11-3
- support
 - brush guard 5-15
 - cowl 1-13
 - support yoke (steering) 5-5, 5-11
 - support, bushing 5-19
 - support, front body 1-11, 1-21
 - suppressor, voltage 16-7, 16-9, 16-11
- switch
 - four-position 16-9, 16-11
 - key 1-15, 1-17
 - limit 6-9
 - rocker 1-15

INDEX

Tow/Run 13-15
switch rubber boot 6-17, 13-15
switch, operation/maintenance 6-17
switch, toggle 6-17
synchro gear 11-5
synchronizer clutch hub 11-5
synchronizer insert 11-5
synchronizer sleeve 11-5
synchronizer spring 11-5
system, exhaust 9-3

T

12-volt solenoid 6-9
tachometer 17-9
tachometer probe, diesel 17-9
tank, fuel 8-5
tester, continuity 17-5
thermometer, battery 17-3
thread-forming grease fitting 5-5, 5-7
throttle return spring 8-9
throttle spring return bracket 8-9
thrust bearing 5-13
thrust plate 11-5, 11-7
tie rod 5-13
tie wrap 1-15, 1-17, 5-5, 5-11, 6-9, 13-21
tire 2-3
tire and wheel assembly 2-3
toggle switch 6-17
tool
 accelerator pedal adjustment 17-3
 belt tensioning, starter/generator 17-11
 brake adjustment 17-3
 brake cable release 17-3
 brake pedal adjustment 17-3
 brake pedal tension 17-3
 cam installation 17-3
 carburetor float level 17-7
 charger bezel 17-3
 clutch alignment 17-5
 cT-wrench 17-5
 drive clutch fixed sheave 17-5
 drive clutch holder 17-5
 drive clutch spider removal 17-5
 driven clutch spring compression base 17-5
 driven clutch spring compression collar 17-5
 driven clutch spring compression nut 17-5
 governor shaft installation 17-7
 puller, special use 17-9
 steering column bearing press 17-9
 steering column retaining ring 17-9
 steering wheel puller 17-9
 transaxle axle seal 17-9
 transaxle pinion seal 17-9
 transmission 17-9

 valve guide driver 17-9
 valve seat cutter 17-5
tool kit, clutch 17-5
touch-up paint 17-7
Tow/Run switch 13-15
Tow/Run switch bracket 6-17, 13-15
transaxle 12-3, 15-3
transaxle axle seal tool 17-9
transaxle guard 11-11, 15-5
transaxle housing 15-3
transaxle pinion seal tool 17-9
transaxle, unitized 11-3
transformer, battery charger 16-5, 16-7, 16-9, 16-11
transmission shaft 11-5
transmission tool 17-9
tube
 crankcase vent 8-9
 oil filler 7-3
tune-up kit 17-9
turn signal lens 6-7, 13-7
T-wrench tool 17-5

U

U-bolt 5-19
unitized transaxle 11-3
upper delta clevis 5-13
urethane bushing 5-13, 5-21

V

valve
 choke 8-13
 exhaust 7-9
 fuel pickup tube 8-5
 intake 7-9
 reed 7-9
valve clearance adjuster screw 17-9
valve guide 7-9
valve guide driver tool 17-9
valve guide reamer 17-9
valve guide, intake 7-9
valve seat 7-7
valve seat cutter 17-5, 17-11
valve seat cutter guide 17-11
valve seat cutter tool 17-5
valve seat t-wrench 17-11
valve spring 7-9
valve spring compressor 17-11
valve spring retainer 7-9
valve stem 2-3
vent barb 8-3, 8-5
vertical socket dust seal 5-5, 5-13
volt ohm meter 17-11
voltage regulator 6-9
voltage suppressor 16-7, 16-9, 16-11

W

warning light, low oil 1-17
wedge, bearing puller 17-3
weight
 clutch 10-3
 counterbalance 7-13
 secondary clutch 10-3
weldment
 press 17-5
wheel and tire assembly 2-3
wheel rim, black 2-3
wheel rim, silver 2-3
wheel, steering 5-9
wire harness 6-5, 6-9, 13-5, 13-21
woodruff key 11-3
wrap, tie 1-15, 1-17, 5-5, 5-11, 6-9, 13-21
wrench, spanner 17-9

Y

yoke, gear 17-7
yoke, support (steering) 5-5, 5-11



Club Car, Inc.
P.O. Box 204658
Augusta, GA 30917-4658
USA

Web www.clubcar.com
Phone 1.706.863.3000
1.800.ClubCar
Int'l +1 706.863.3000
Fax 1.706.863.5808