




**2008  
XRT800/XRT810  
Illustrated Parts List**



**Gasoline and Electric Vehicles**

Manual Number 103373012  
Edition Code 1207L0112K



# USING THE ILLUSTRATED PARTS LIST

---

## **⚠ WARNING**

- **This manual is to be used only for identification and ordering of service parts. Be sure to read and use the maintenance and service manual before attempting any vehicle repairs.**

This manual covers all 2008 XRT800 and XRT810 gasoline and electric vehicles.

The manual is divided into 16 sections. Sections 1 through 15 pertain to the vehicles, and Section 16 pertains to tools that are used on all Club Car products. Note that there are flags on the outside edge of each page. The first flag contains the section number of which that page is a part. The other flags contain the letters G or E, signifying that the page pertains to either the gasoline vehicle, the electric vehicle, or both.

Use the Table of Contents to find the sections and pages that contain the parts and assemblies you seek. The Table of Contents lists section numbers, and under them, the individual page titles and numbers to be found in that section. The index can be used to find specific parts and assemblies. The index is divided into numerical and alphabetical listings with the page numbers in italic text.

There is a two-page spread for each individual page title in the Table of Contents. On the left-hand page is an illustration showing the parts in their relative positions; the parts are each tagged with an item number in a balloon. The right-hand page is the parts list page, and gives the page title at the top, then the item numbers (corresponding to the numbers on the illustration), part descriptions, and quantity of parts used.

Note that a part description may be indented. This indentation corresponds to a parts assembly level indicated by the numbers 1, 2, 3, and 4 at the top left corner of the parts description area of the parts list page. A part that is indented to *level 2* is a component of the *level 1* part (assembly) that it is listed under. A *level 3* part is a component of the *level 2* part that it is listed under, and a *level 4* part is a component of the *level 3* part preceding it. In each case, the part quantity given for a level 2, 3, or 4 part is the *quantity used per next higher level assembly of which it is a component*. A part that is not indented is a *level 1* part. This means that the quantity given is the quantity used per the portion of the vehicle illustrated on that particular spread.

## **HOW TO ORDER PARTS**

Replacement parts and accessories can be obtained from our network of authorized dealers and distributors. You can obtain the name and phone number of your closest authorized Club Car dealer or distributor by visiting our web site at [www.clubcar.com](http://www.clubcar.com) and clicking on the "Distributor Search" link or by calling our toll-free Service Parts and Technical Assistance hotline at (800) 872-2246 or (706) 863-3000, extension 3887.



**P. O. Box 204658**  
**Augusta, Georgia 30917-4658 USA**  
**Telephone 706-863-3000**  
**Service Parts Fax 706-855-7413**  
**[www.clubcar.com](http://www.clubcar.com)**

**NOTE:** *This illustrated parts list represents the most current information at the time of publication. Club Car, Inc. is continually working to further improve its vehicles and other products. These improvements may affect the parts used to service the vehicle. Any modification and/or significant change in specifications will be forwarded to all Club Car and Carryall distributors/dealers and will, when applicable, appear in future editions of this illustrated parts list.*

*Club Car, Inc. reserves the right to change specifications and designs at any time without notice and without the obligation of making changes to units previously sold.*

Copyright © 2007 Club Car, Inc.  
*Club Car* and *ArmorFlex*  
are registered trademarks of Club Car, Inc.  
This manual effective August 6, 2007.

*2008 XRT800/XRT810 Gasoline and Electric Vehicle Illustrated Parts List*

# CONTENTS

---

## SECTION 1 – BODY AND TRIM

---

Front Body .....	1-3
Canopy Support System .....	1-5
Bumper – XRT800 and XRT800-E .....	1-7
Brush Guard – HUV4210-GX .....	1-9
Dash Box – XRT800 and XRT800-E .....	1-11
Glove Box – XRT810 and XRT810-E .....	1-13
Side Trim – XRT800 and XRT800-E .....	1-15
Nerf Bar – XRT810 and XRT810-E .....	1-17
Rear Body and Fender – Gasoline Vehicle .....	1-19
Rear Body and Fender – Electric Vehicle .....	1-21
Front Seat Bottom and Armrests .....	1-23
Seat Back .....	1-25
Cargo Bed .....	1-27
Bed Hinge .....	1-29
Access Panel and Heat Shield .....	1-31

---

## SECTION 2 – WHEELS AND TIRES

---

Wheels and Tires .....	2-3
Hubcap – XRT810 and XRT810-E .....	2-5

---

## SECTION 3 – DECALS

---

Safety Decals – Gasoline Vehicles .....	3-3
Safety Decals – Gasoline Vehicles, Continued .....	3-5
Safety Decals – Gasoline Vehicles, Continued .....	3-7
Logo Decals – Gasoline Vehicles .....	3-9
Safety Decals – Electric Vehicles .....	3-11
Safety Decals – Electric Vehicles, Continued .....	3-13
Logo Decals .....	3-15

---

## SECTION 4 – BRAKE SYSTEMS

---

Rear Brake Assembly, Self-Adjusting – Vehicle with 2-Wheel Brakes .....	4-3
Brake Pedal Assembly .....	4-5
Brake Cable, Equalizer, and Equalizer Rod – Vehicles with Two-Wheel Brakes .....	4-7
Accelerator Pedal – Gasoline Vehicles .....	4-9
Accelerator Pedal Assembly – Electric Vehicles with MCOR .....	4-11
Accelerator Rod – Gasoline Vehicles .....	4-13

# CONTENTS

---

## SECTION 5 – STEERING AND SUSPENSIONS

---

Steering Column .....	5-3
Steering Wheel .....	5-5
Steering Gear Assembly .....	5-7
Front Suspension, Upper .....	5-9
Front Suspension, Lower – Vehicles with Two-Wheel Brakes .....	5-11
Front Spindles and Hubs .....	5-13
Rear Suspension .....	5-15
Steering Gear Assembly .....	5-17

---

## SECTION 6 – ELECTRICAL SYSTEM – GASOLINE VEHICLES

---

Wiring – Gasoline Vehicle .....	6-5
Headlights .....	6-7
Electrical Component Box – Gasoline Vehicle .....	6-9
Electrical Components, Front Body – Gasoline Vehicle .....	6-11
Starter/Generator Assembly Model G425419 – Gasoline Vehicles .....	6-13
FE290 Starter/Generator Mounting – Gasoline Vehicle .....	6-15
FE350 Starter/Generator Mounting – Gasoline Vehicles .....	6-17
Battery – Gasoline Vehicle .....	6-19

---

## SECTION 7 – FE290 ENGINE

---

FE290 Engine – Shrouds and Brackets .....	7-3
FE290 Engine – Ignition Components and Flywheel .....	7-5
FE290 Engine – Oil Circulation .....	7-7
FE290 Engine – Cylinder Head .....	7-9
FE290 Engine – Crankcase, Camshaft, and Oil Sensor .....	7-11
FE290 Engine – Crankcase and Crankshaft .....	7-13
FE290 Engine Mounting .....	7-15

---

## SECTION 8 – AS11 FE350 ENGINE

---

AS11 FE350 Engine without ACR (Automatic Compression Release) – Shrouds and Brackets .....	8-3
AS11 FE350 Engine – Ignition Components and Flywheel .....	8-5
FE350 Engine – Oil Circulation .....	8-7
AS11 FE350 Engine – Cylinder Head .....	8-9
AS11 FE350 Engine without ACR – Crankcase, Camshaft, and Oil Sensor .....	8-11
AS11 FE350 Engine – Crankcase and Crankshaft .....	8-13
FE350 Engine Mounting .....	8-15

# CONTENTS

---

## SECTION 9 – FUEL, INTAKE, AND GOVERNOR SYSTEMS

---

Fuel System .....	9-3
Fuel Tank with Fuel Level Sending Unit .....	9-5
Carburetor Assembly – FE290 .....	9-7
Carburetor Assembly – FE350 .....	9-9
Carburetor Installation – FE290 .....	9-11
Carburetor Installation – FE350 .....	9-13
Governor and Accelerator Cables .....	9-15
Intake Duct, Choke, and Air Box Assembly .....	9-17

---

## SECTION 10 – EXHAUST SYSTEM

---

Exhaust System – FE290 Engine .....	10-3
Exhaust System – FE350 Engine .....	10-5

---

## SECTION 11 – TORQUE CONVERTER

---

Drive Clutch .....	11-3
Drive Belt – FE290 .....	11-5
Drive Belt – FE350 .....	11-7
Driven Clutch .....	11-9

---

## SECTION 12 – TRANSAXLE AND FNR SHIFTER- GASOLINE VEHICLE

---

Transaxle – Gasoline Vehicles, Gear Cases and Brackets .....	12-3
Transaxle – Gasoline Vehicles, Transmission and Gear Reduction .....	12-5
Transaxle – Gasoline Vehicles, Differential and Axles .....	12-7
Forward/Reverse Shifter Assembly – Gasoline Vehicles .....	12-9
Forward/Reverse Shifter Cable – Gasoline Vehicles .....	12-11
Differential Guard – XRT810 .....	12-13

---

## SECTION 13 – GRAZIANO TRANSAXLE – GASOLINE VEHICLE

---

Graziano Transaxle – Gasoline Vehicles .....	13-3
Graziano Transaxle – Gasoline Vehicles .....	13-5
Graziano Transaxle – Gasoline Vehicles .....	13-7

---

## SECTION 14 – ELECTRICAL SYSTEM – ELECTRIC VEHICLES

---

Wiring – Electric Vehicle .....	14-5
Headlights .....	14-7
Electrical Components, Front Body – Electric Vehicle .....	14-9

# CONTENTS

---

Motor Controller Output Regulator (MCOR) .....	14-11
Forward/Reverse Switch, Tow/Run Switch .....	14-13
Battery Charger Receptacle .....	14-15
Batteries, Electric Vehicle .....	14-17
OBC, Controller, and Solenoid – Electric Vehicle .....	14-19
Reverse Buzzer .....	14-21

## SECTION 15 – ELECTRIC MOTOR

---

Motor (Model 5BC59JBS6365A) .....	15-3
Motor (Model EJ4-4001) – Electric Vehicle .....	15-5
Motor (Model EJ8-4001A) – Electric Vehicle .....	15-7

## SECTION 16 – TRANSAXLE – ELECTRIC VEHICLES

---

Transaxle – Electric Vehicles .....	16-3
Differential Guard – XRT810-E .....	16-5

## SECTION 17 – BATTERY CHARGER

---

PowerDrive 3 Battery Charger, Domestic .....	17-3
PowerDrive 2 Battery Charger (Model 22110), Domestic .....	17-5
PowerDrive Battery Charger (Model 17930), Domestic .....	17-7
PowerDrive Battery Charger (Model 18780), Export .....	17-9
PowerDrive Battery Charger (Model 20310), European .....	17-11

## SECTION 18 – MAINTENANCE AND SERVICE TOOLS

---

Maintenance and Service Tools .....	18-3
Maintenance and Service Tools, Continued .....	18-5
Maintenance and Service Tools, Continued .....	18-7
Maintenance and Service Tools, Continued .....	18-9
Maintenance and Service Tools, Continued .....	18-11

## SECTION i – INDEX

---



# BODY AND TRIM

---

1

G

E

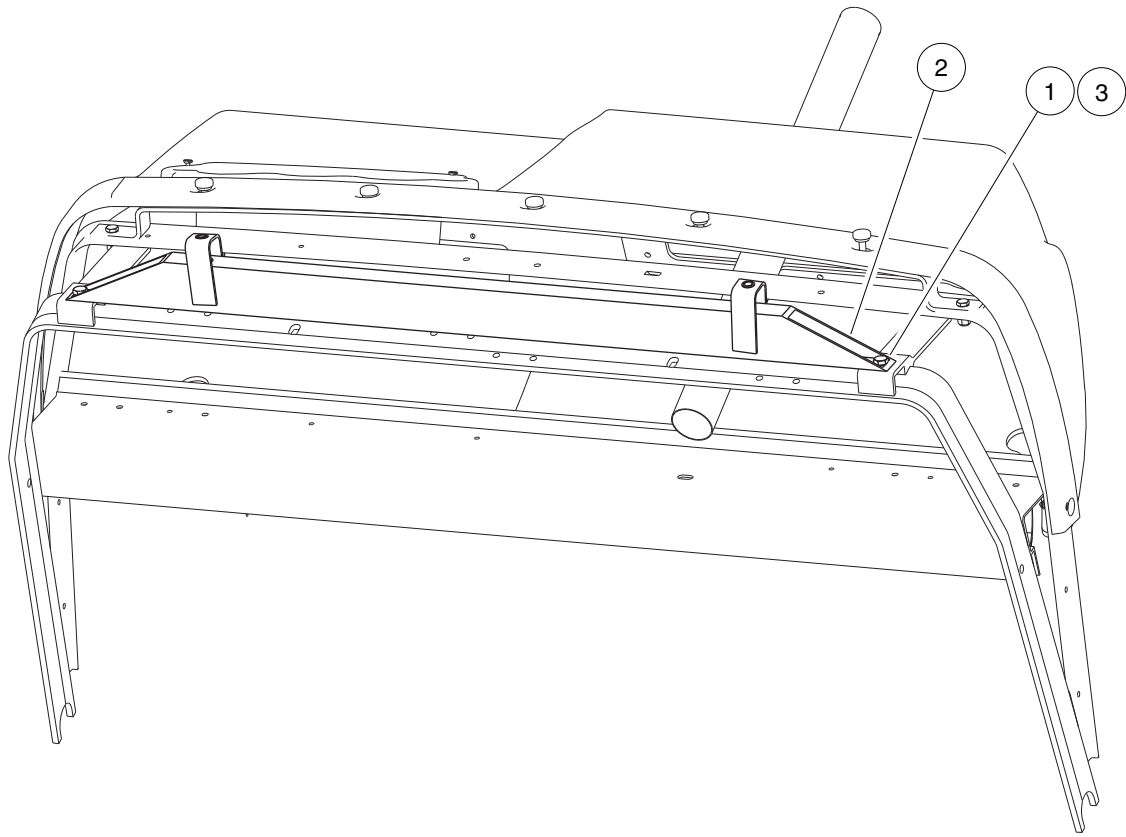


# FRONT BODY

ITEM	PART NO.	DESCRIPTION	QTY
		<b>1 2 3 4</b>	
1	101503202	Floormat .....	1
2	101954301	Screw, 1/4-20 X 0.75 Hex-Head Cap .....	2
3	102025801	Screw, 1/4-20 X .75 Torx Pn Hd .....	5
4	102045001	Cap, 1/4" Plastic Screw Head .....	5
5	102048401	Washer, 1/4 Id Scalloped Plast .....	5
6	102766701	Dash .....	1
7	102778501	Cowl, Red .....	1
8	102778502	Cowl, Green .....	1
9	102778503	Cowl, Camouflage (Husqvarna) .....	1
10	102778504	Cowl, Classic Blue .....	1
11	102778505	Cowl, XRT- Black .....	1
12	102778507	Cowl, XRT- Camo Hard Wood HD (Standard camo for XRT850) .....	1
13	N/A	Cowl, XRT- Camo Max4 HD .....	1
14	102778509	Cowl, XRT- Silver .....	1
15	102778601	Support, Upper Cowl .....	1
16	102796701	Object Holder .....	1
17	102822001	Cowl Cover, Driver-Side .....	1
18	102822002	Cowl Cover, Passenger-Side .....	1
19	102828701	Rivet .....	10
20	102857401	Clip, Dash .....	3
21	102914301	Push Pin, Black .....	2
22	102967901	Rivet, Removable, Tuflok 1/4" .....	2
23	332	Washer, 1/4 Type A Narrow Flat .....	2
24	8233	Locknut, 1/4-20 Nylon Insert .....	2

**1**  
**G**  
**E**

**1**  
**G**  
**E**



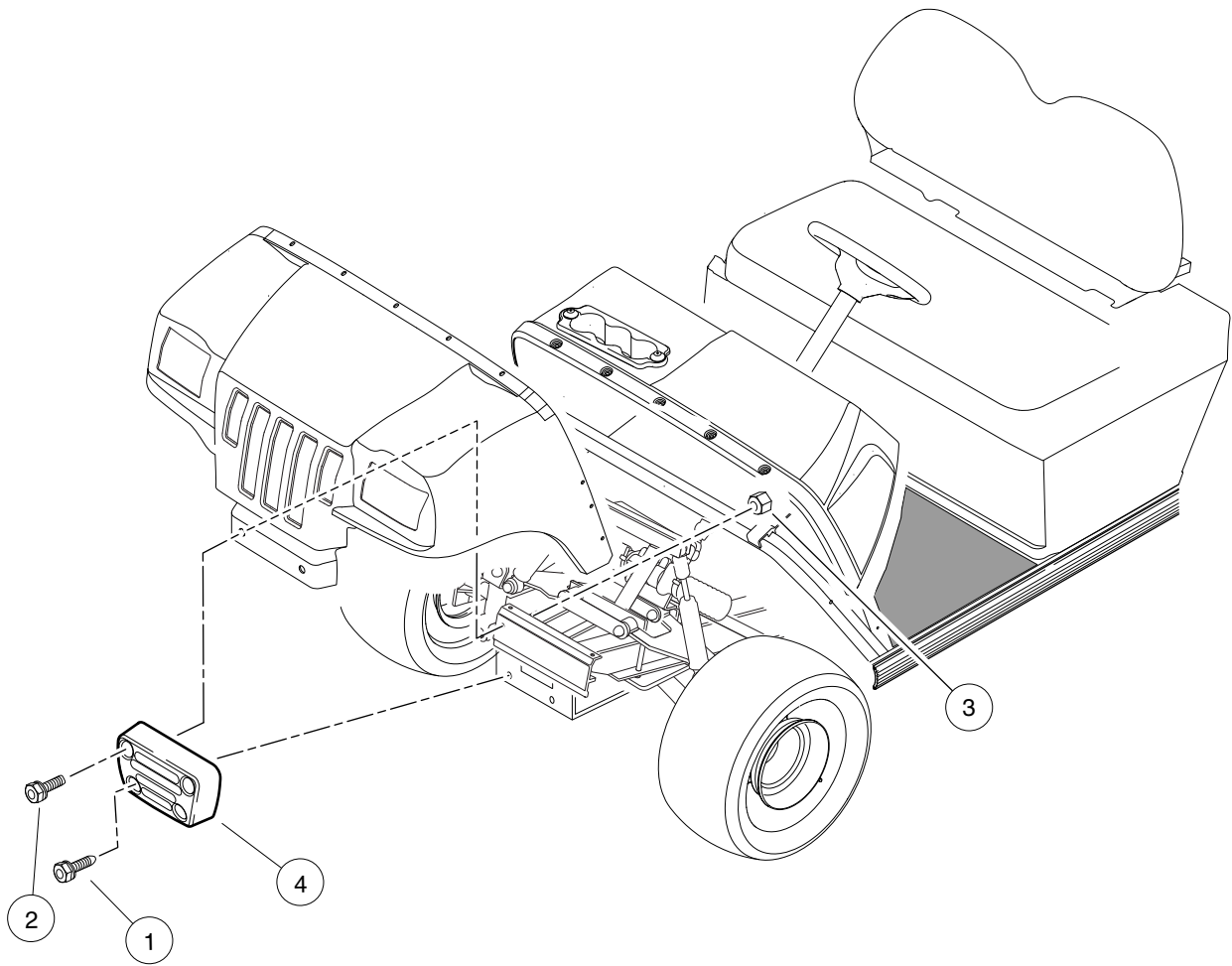
000582-001

# CANOPY SUPPORT SYSTEM

ITEM	PART NO.	DESCRIPTION	QTY
1	102242101	1 2 3 4 Screw, 5/16-18 X 3/4 Hex-Head with Patch .....	2
2	103313301	Asm, Brace, Canopy, Tube, Xrt .....	1
3	1241	Washer, 5/16 Type A Flat .....	1

1  
G  
E

**1**  
**G**  
**E**

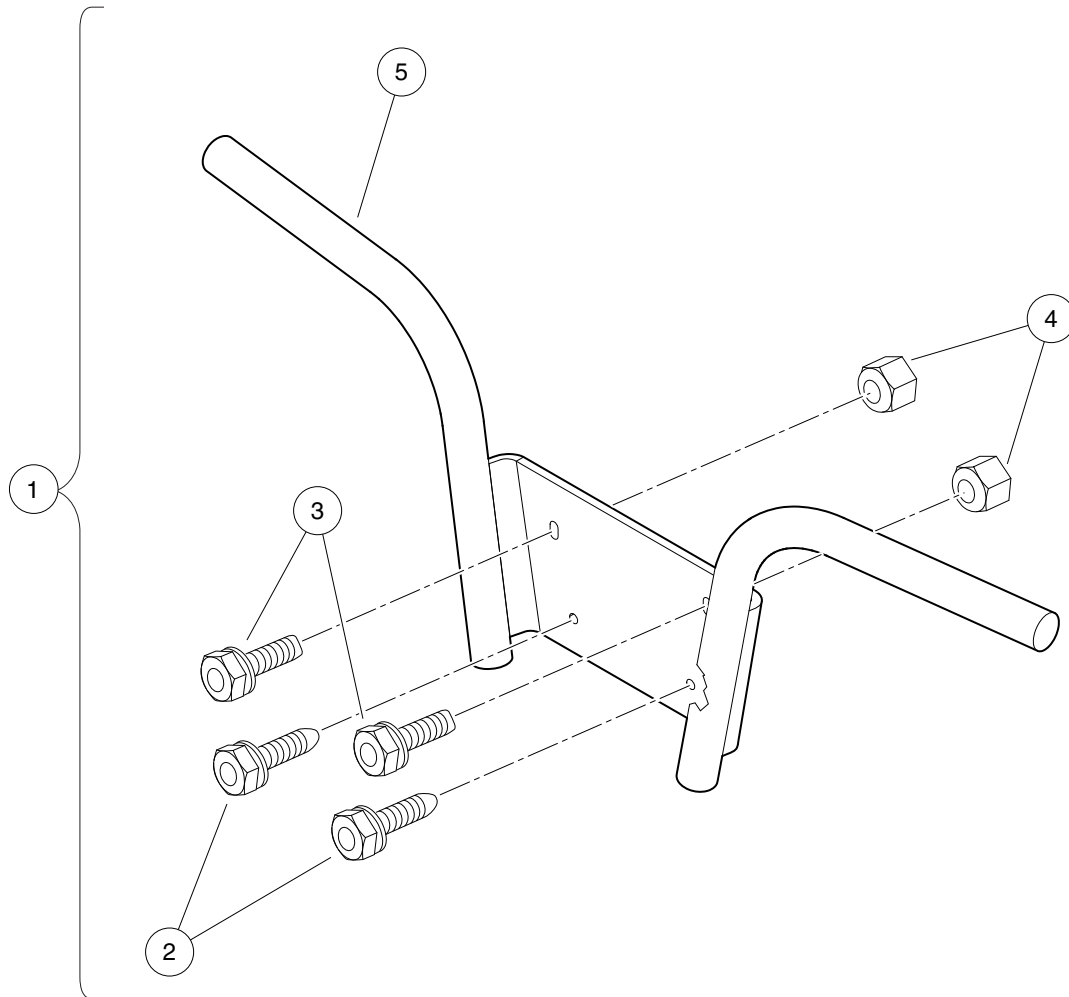


000357-002

# BUMPER – XRT800 AND XRT800-E

ITEM	PART NO.	DESCRIPTION	QTY
		<b>1 2 3 4</b>	
1	102289002	Screw, M8 X 1.25 X 30 Tri, Blk .....	2
2	102298240	Bolt, Flange Head, M8-1.25 X 40 .....	2
3	102618601	Lock Nut, Flg M8 X 1.25 Nylon .....	2
4	102830501	Bumper, Cast .....	1

**1**  
**G**  
**E**



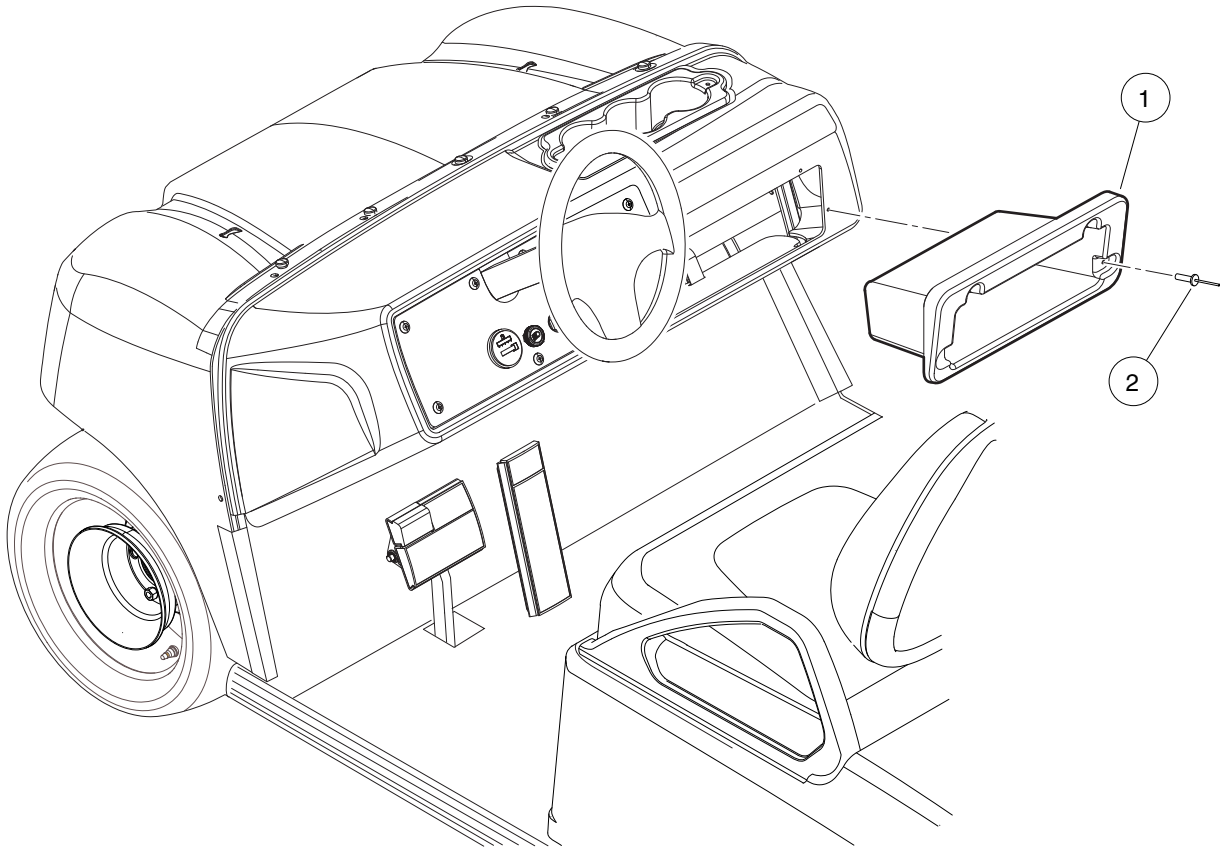
000356-001



# BRUSH GUARD – HUV4210-GX

ITEM	PART NO.	DESCRIPTION	QTY
		<b>1 2 3 4</b>	
1	102852401	Kit, Brush Guard (includes items 2 through 6) .....	1
2	102289002	Screw, M8 X 1.25 X 30 Tri, Blk .....	2
3	102298240	Bolt, Flange Head, M8-1.25 X 40 .....	2
4	102618601	Lock Nut, Flg M8 X 1.25 Nylon .....	2
5	102830201	Guard, Brush .....	1
6	N/A	Instr, Brush Guard .....	1

1  
G  
E



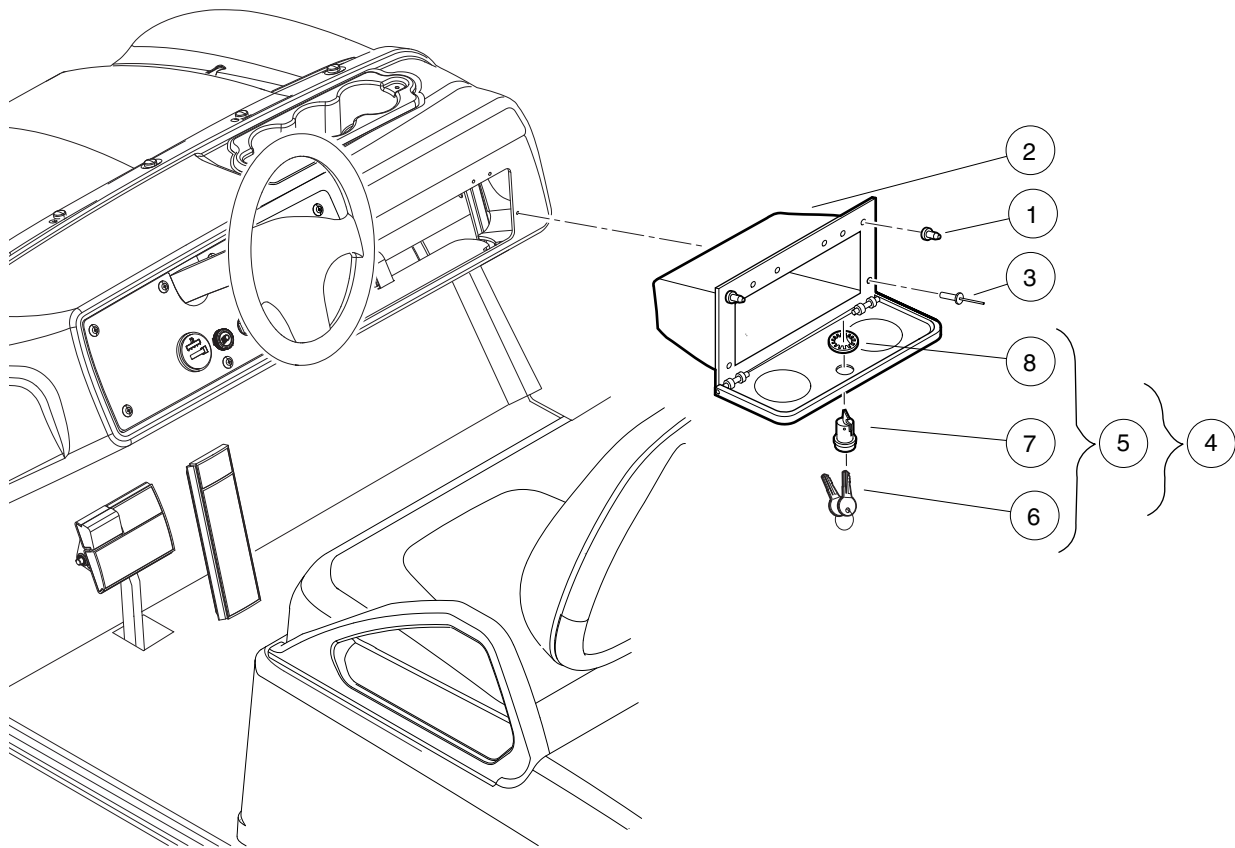
000358-001

# DASH BOX – XRT800 AND XRT800-E

ITEM	PART NO.	DESCRIPTION	QTY
1	102810301	Box, Dash .....	1
2	102828701	Rivet .....	4

1  
G  
E

**1**  
**G**  
**E**



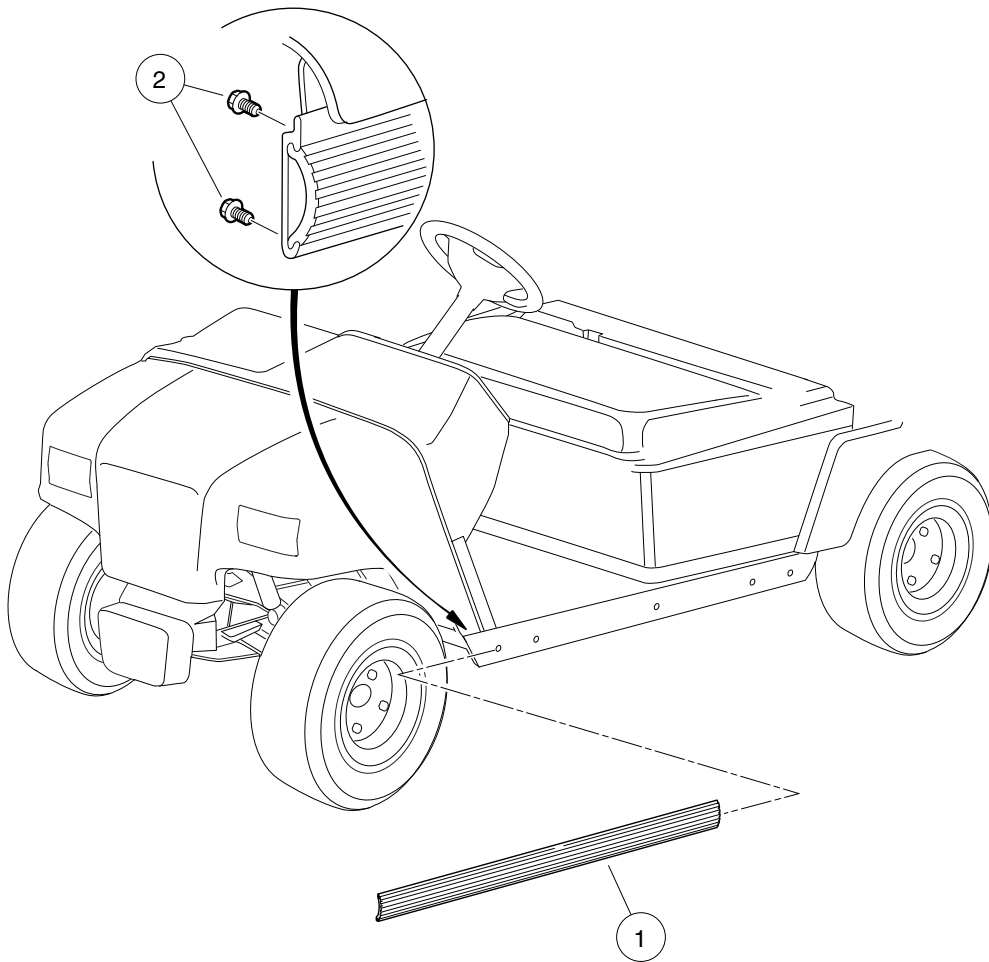
000359-001

## GLOVE BOX – XRT810 AND XRT810-E

ITEM	PART NO.	DESCRIPTION	QTY
		<b>1 2 3 4</b>	
1	1010436	Bumper, Rubber .....	2
2	102796501	Glove Box .....	1
3	102828701	Rivet .....	6
4	102959401	Glove Box Lock / Key Kit (includes item 5) .....	1
5	N/A	Asm, Glove Box Lock / Key (includes items 6 through 8) .....	1
6	N/A	Key .....	2
7	N/A	Lock .....	1
8	N/A	Nut .....	1

1  
G  
E

**1**  
**G**  
**E**

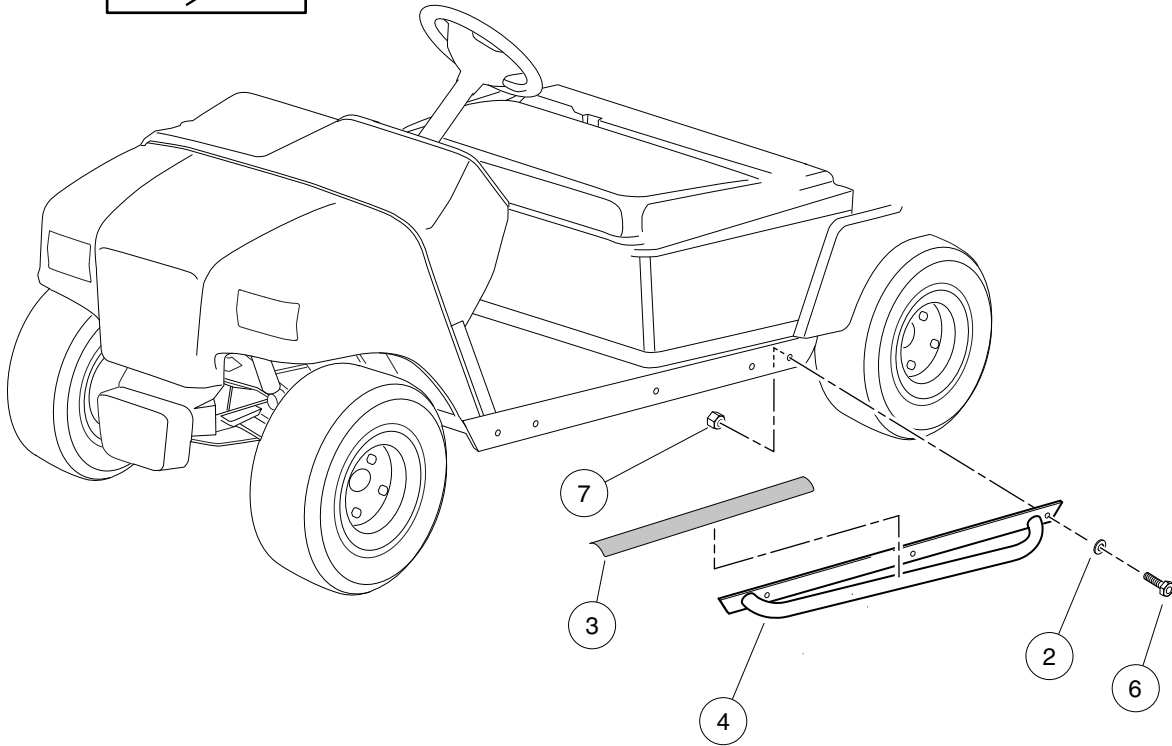
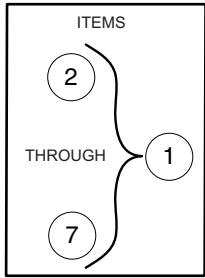


000361-002

# SIDE TRIM – XRT800 AND XRT800-E

ITEM	PART NO.	DESCRIPTION	QTY
		1 2 3 4	
1	1013983	Bumper, Side Trim .....	2
2	102310701	Screw, #8-18 x 0.375, Hex-Head Washer .....	8

1  
G  
E



000360-002

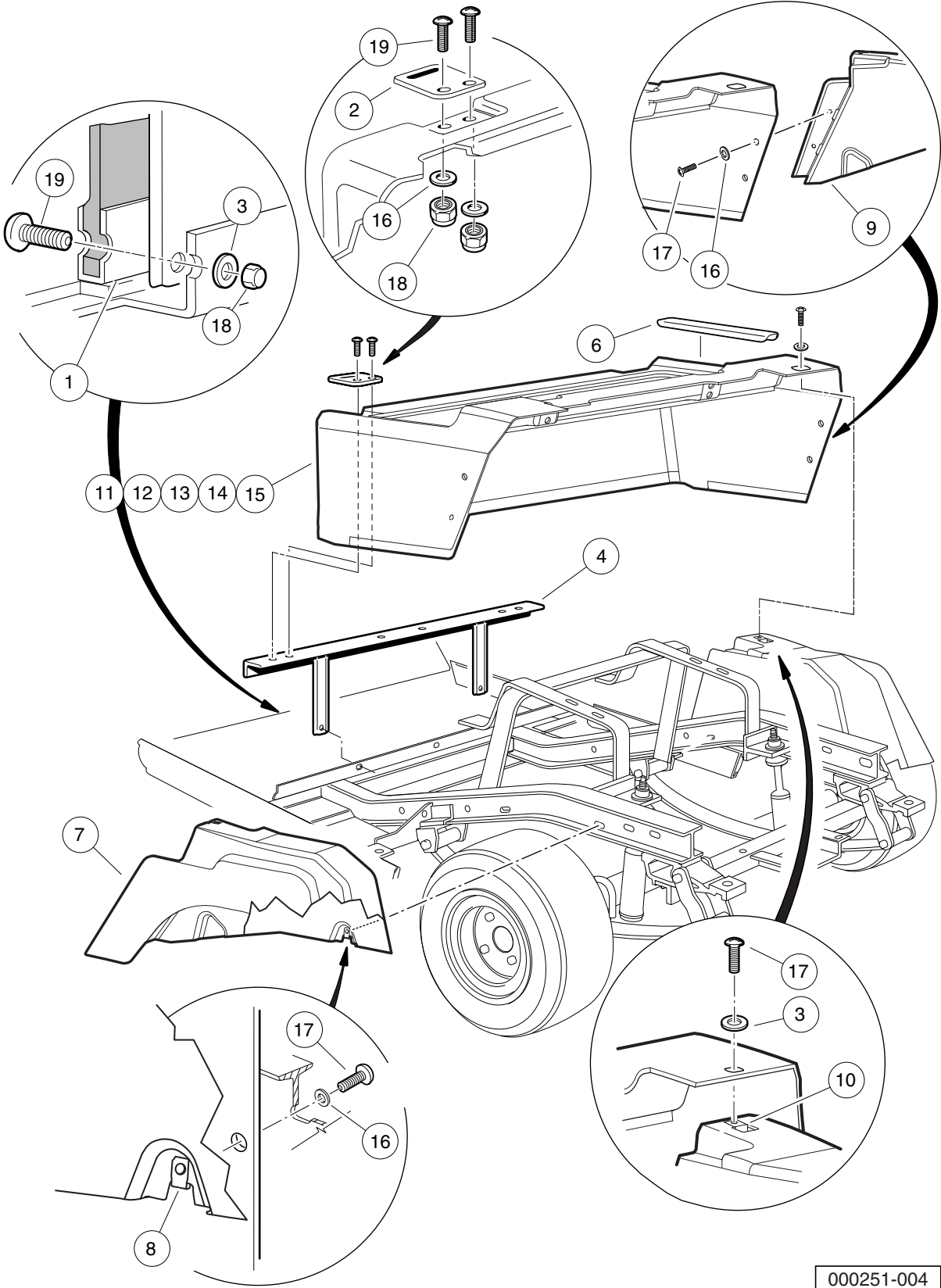


## NERF BAR – XRT810 AND XRT810-E

ITEM	PART NO.	DESCRIPTION	QTY
		<b>1 2 3 4</b>	
1	102829802	Kit, Nerf Bar (black) (includes items 2 through 7) .....	1
2	1011990	Washer, 3/8 Flat .....	6
3	102355102	Tape, Non-skid .....	2
4	102829703	Nerf Bar Assy, Driver .....	1
5	102829704	Nerf Bar Assy, Passngr .....	1
6	320	Screw, 3/8-16 X 1.00 Hex-Head Cap .....	6
7	8754	Locknut, 3/8-16 Hex .....	6

1  
G  
E

**1**  
**G**  
**E**



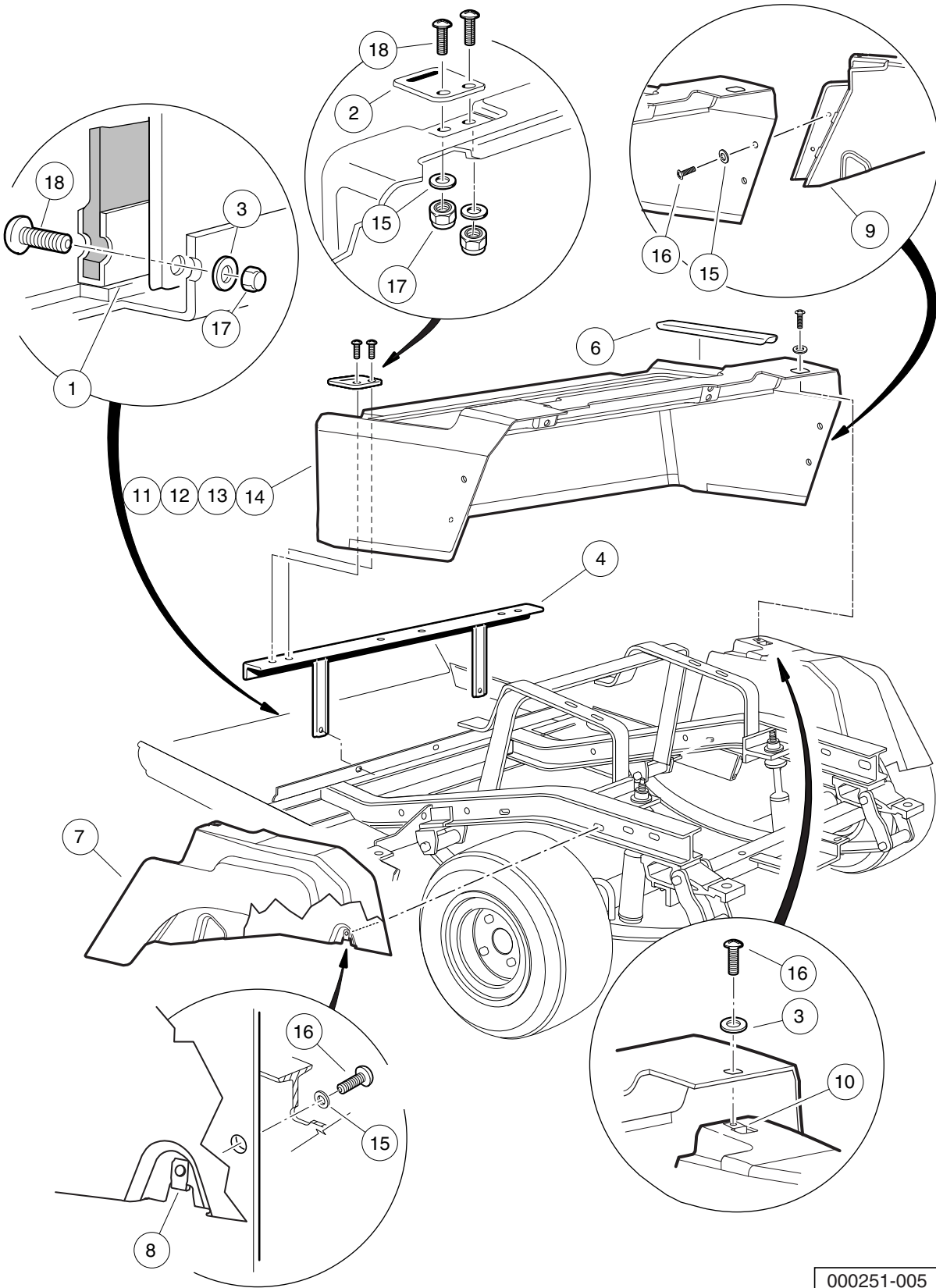
000251-004

## REAR BODY AND FENDER – GASOLINE VEHICLE

ITEM	PART NO.	DESCRIPTION	QTY
		1 2 3 4	
1	1010993	Body Kick Plate .....	1
2	1012412	Body, Hinge Plate .....	2
3	1014306	Washer, 1/4" Type B Flat .....	8
4	1017141	Body Support Weldment .....	1
5	101855801	Cable Retainer .....	1
6	102221201	Wear Pad .....	2
7	102777601	Fender, Driver Side (includes item 8) .....	1
8	1016952	U-Nut, 1/4-20 .....	4
9	102777602	Fender, Passenger Side (includes item 10) .....	1
10	1016952	U-Nut, 1/4-20 .....	4
11	102796801	Body, Rear, Gas, Red .....	1
12	102796802	Body, Rear, Gas, Orange .....	1
13	102796803	Body, Rear, Gas, Green .....	1
14	102796804	Body, Rear, Gas, Classic Blue .....	1
15	102796805	Body, Rear, Gas, Olive Green .....	1
16	332	Washer, 1/4 Type A Narrow Flat .....	6
17	7847	Screw, 1/4-20 X 0.75 Hex-Head Cap .....	8
18	8233	Locknut, 1/4-20 Nylon Insert .....	6
19	8251	Screw, 1/4-20 X 1.0 Truss-Head Machine .....	6

**1**  
**G**  
**E**

**1**  
**G**  
**E**

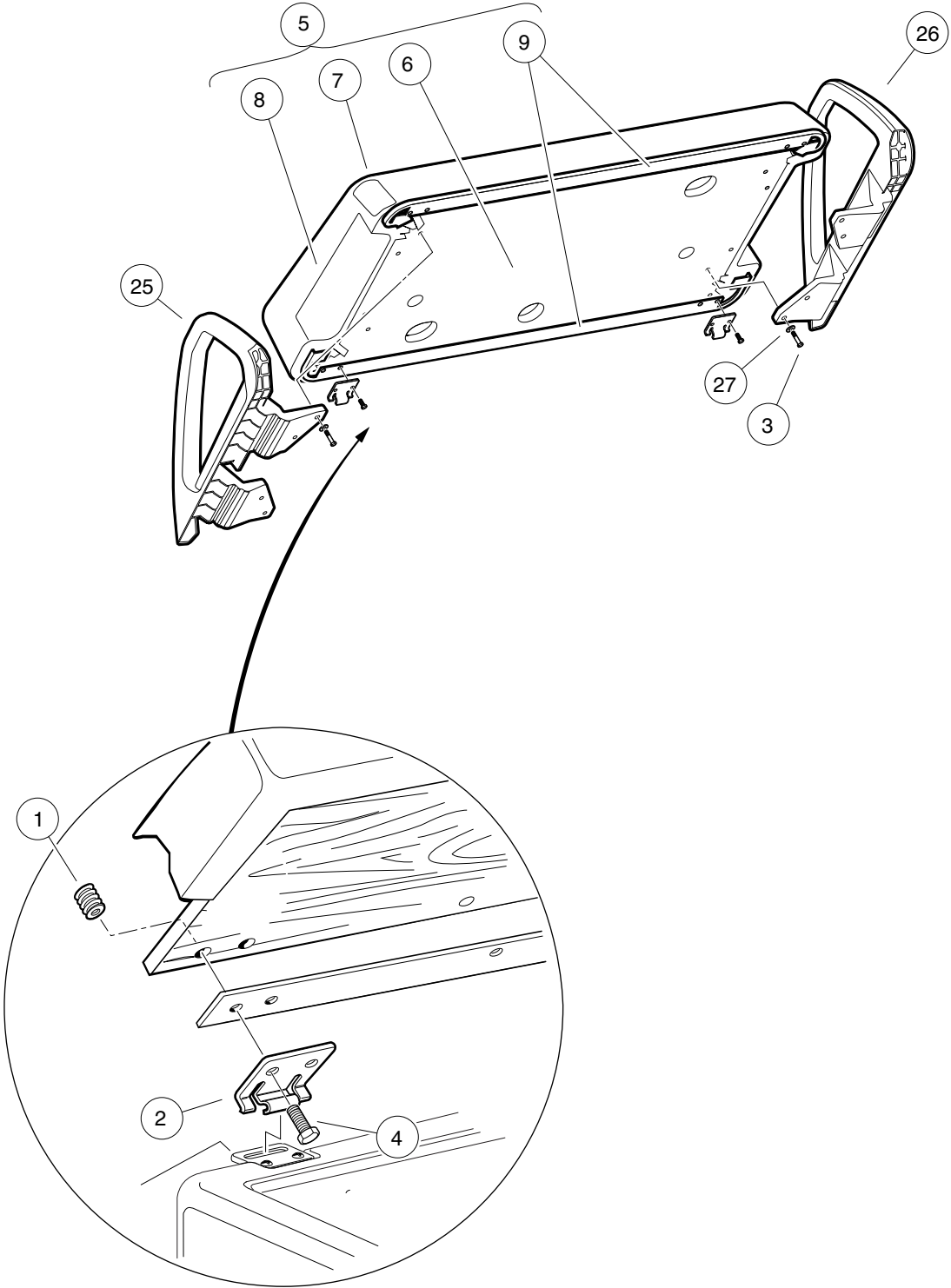


000251-005

## REAR BODY AND FENDER – ELECTRIC VEHICLE

ITEM	PART NO.	DESCRIPTION	QTY	
		1 2 3 4		<b>1</b>
1	1010993	Body Kick Plate .....	1	<b>G</b>
2	1012412	Body, Hinge Plate .....	2	<b>E</b>
3	1014306	Washer, 1/4" Type B Flat .....	8	
4	1017141	Body Support Weldment .....	1	
5	101855801	Cable Retainer .....	1	
6	102221201	Wear Pad .....	2	
7	102777601	Fender, Driver Side (includes item 8) .....	1	
8	1016952	U-Nut, 1/4-20 .....	4	
9	102777602	Fender, Passenger Side (includes item 10) .....	1	
10	1016952	U-Nut, 1/4-20 .....	4	
11	102818301	Body, Rear, Electric, Red .....	1	
12	102818302	Body, Rear, Electric, Orange .....	1	
13	102818303	Body, Rear, Electric, Green .....	1	
14	102818305	Body, Rear, Electric, Olive Green .....	1	
15	332	Washer, 1/4 Type A Narrow Flat .....	6	
16	7847	Screw, 1/4-20 X 0.75 Hex-Head Cap .....	8	
17	8233	Locknut, 1/4-20 Nylon Insert .....	6	
18	8251	Screw, 1/4-20 X 1.0 Truss-Head Machine .....	6	

**1**  
**G**  
**E**



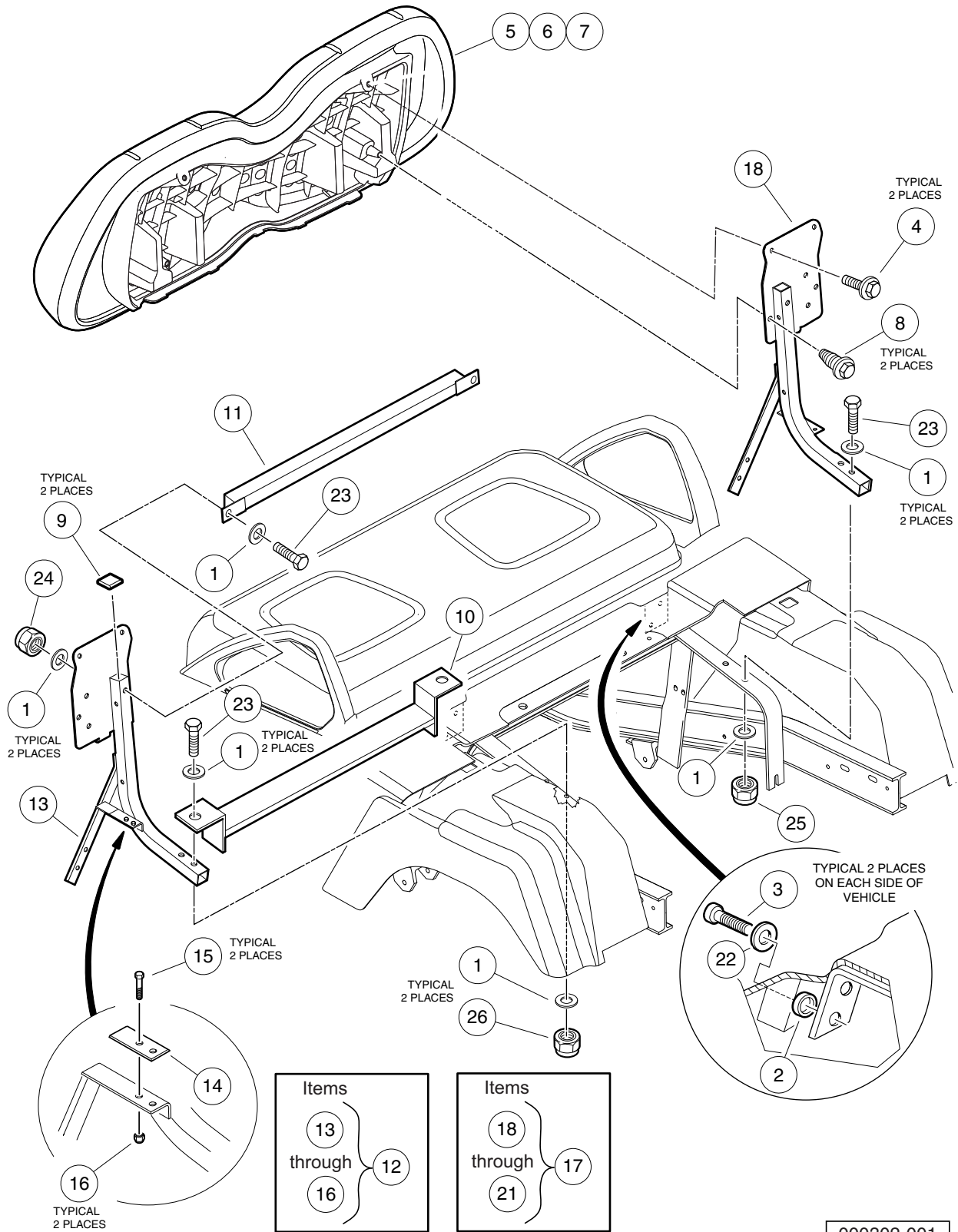
000364-003

# FRONT SEAT BOTTOM AND ARMRESTS

ITEM	PART NO.	DESCRIPTION	QTY
		<b>1 2 3 4</b>	
1	1010543	Insert - Wood .....	4
2	1011652	Hinge Plate .....	2
3	1016916	Screw, 1/4-20 X 1.50 Hex-Head Cap .....	8
4	101954301	Screw, 1/4-20 X 0.75 Hex-Head Cap .....	4
5	102174201	Seat Bottom Assembly, Buff (includes items 6 through 9) .....	1
6	N/A	Plywood Assy .....	1
7	101998211	Vinyl Cover Seat Btm - Buffsvc .....	1
8	N/A	Foam, Seat .....	1
9	101998501	Gasket, Seat .....	2
10	102174202	Seat Bottom Assembly, White (includes items 11 through 14) .....	1
11	N/A	Plywood Assy .....	1
12	101998212	Vinyl Cover, Seat Bottom, White .....	1
13	N/A	Foam, Seat .....	1
14	101998501	Gasket, Seat .....	2
15	102174204	Seat Bottom Assembly, Black (includes items 16 through 19) .....	1
16	N/A	Plywood Assy .....	1
17	101998214	Vinyl Cover, Seat Bottom, Black .....	1
18	N/A	Foam, Seat .....	1
19	101998501	Gasket, Seat .....	2
20	102174205	Seat Bottom Assembly, Gray (includes items 21 through 24) .....	1
21	N/A	Plywood Assy .....	1
22	101998215	Vinyl Cover, Seat Bottom, Gray .....	1
23	N/A	Foam, Seat .....	1
24	101998501	Gasket, Seat .....	2
25	103246701	Hip Restraint, Drvr Side .....	1
26	103246801	Hip Restraint, Pass Side .....	1
27	332	Washer, 1/4 Type A Narrow Flat .....	8
		Note: Sub-components contained in items 10, 15, and 20 are the same as those shown for item 5, except for the vinyl seat covers.	

**1**  
**G**  
**E**

**1**  
**G**  
**E**



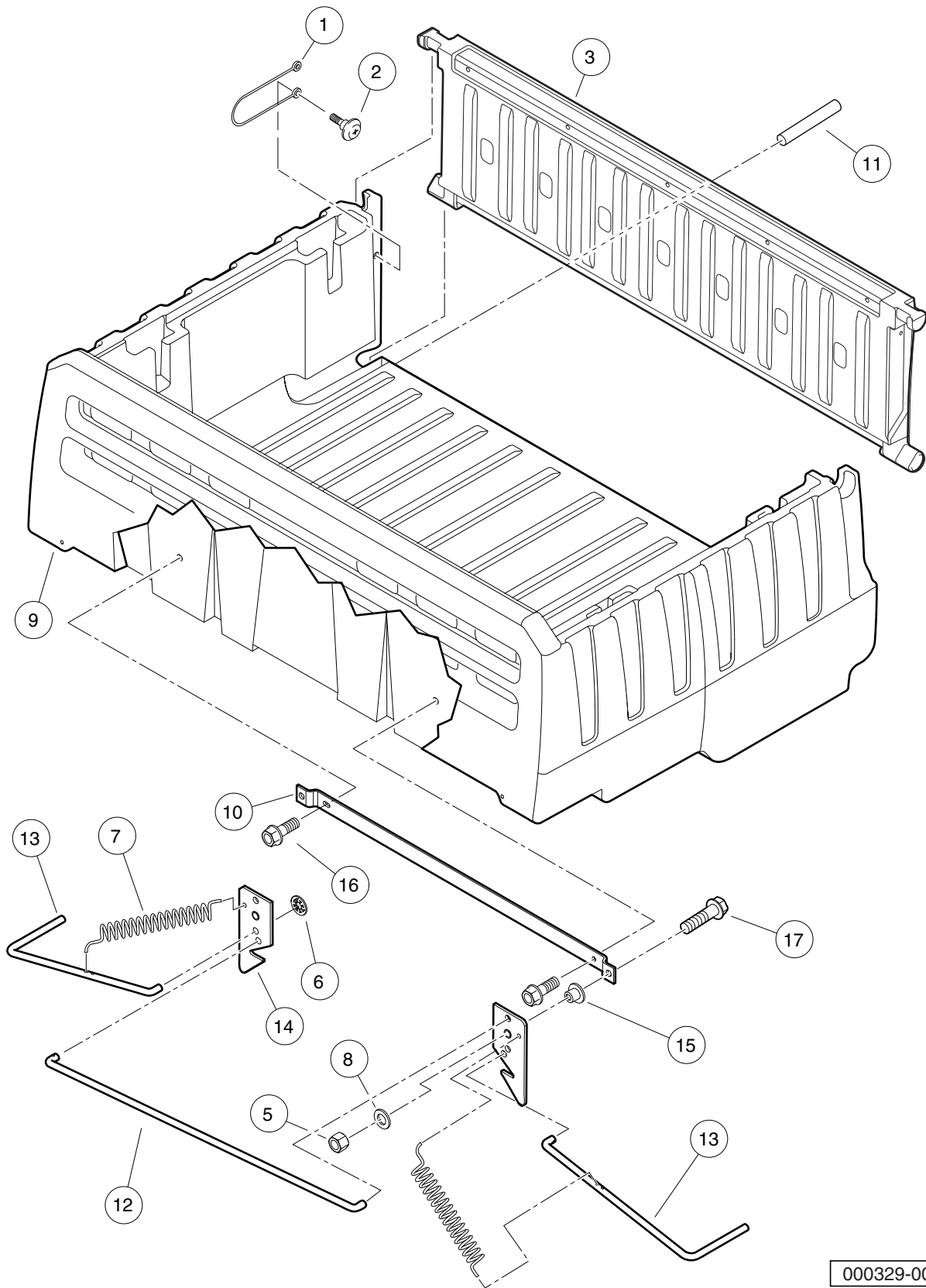


# SEAT BACK

ITEM	PART NO.	DESCRIPTION	QTY
		<b>1 2 3 4</b>	
1	1011931	Washer, 1/4 Flat .....	12
2	1017774	Body Spacer .....	4
3	101910401	Screw, 5/16-18 X 1.25 Thrd Frm .....	4
4	102296530	Screw - M6 X 1.0 X 30 Sems .....	2
5	102503221	Service Backrest Asm, Beige .....	1
6	102503222	Service Backrest Asm, White .....	1
7	102503224	Service Backrest Asm, Gray .....	1
8	102544201	Screw, M6 Hex .....	2
9	102581201	Plug, Square - 25.4 mm .....	2
10	102796101	Weldment, Bed Support .....	1
11	102816201	Seat Support, Cross Brace .....	1
12	102913101	Seat Support W/striker, Drv (includes items 13 through 16) .....	1
13	102796301	Seat Support, Driver-Side .....	1
14	102840301	Striker Plate .....	1
15	7847	Screw, 1/4-20 X 0.75 Hex-Head Cap .....	2
16	8233	Locknut, 1/4-20 Nylon Insert .....	2
17	102913102	Support, Seat, Right (passenger) (includes items 18 through 21) .....	1
18	102796302	Seat Support, Passenger-Side .....	1
19	102840301	Striker Plate .....	1
20	7847	Screw, 1/4-20 X 0.75 Hex-Head Cap .....	2
21	8233	Locknut, 1/4-20 Nylon Insert .....	2
22	1241	Washer, 5/16 Type A Flat .....	4
23	7311	Screw, 1/4-20 X 2.00 Hex-Head Cap .....	6
24	7473	Locknut, 5/16-18 Nylon Insert .....	2
25	8233	Locknut, 1/4-20 Nylon Insert .....	6
26	8963	Screw, 5/16-18 X 1.75 Hex-Head Cap .....	2

**1**  
**G**  
**E**

**1**  
**G**  
**E**



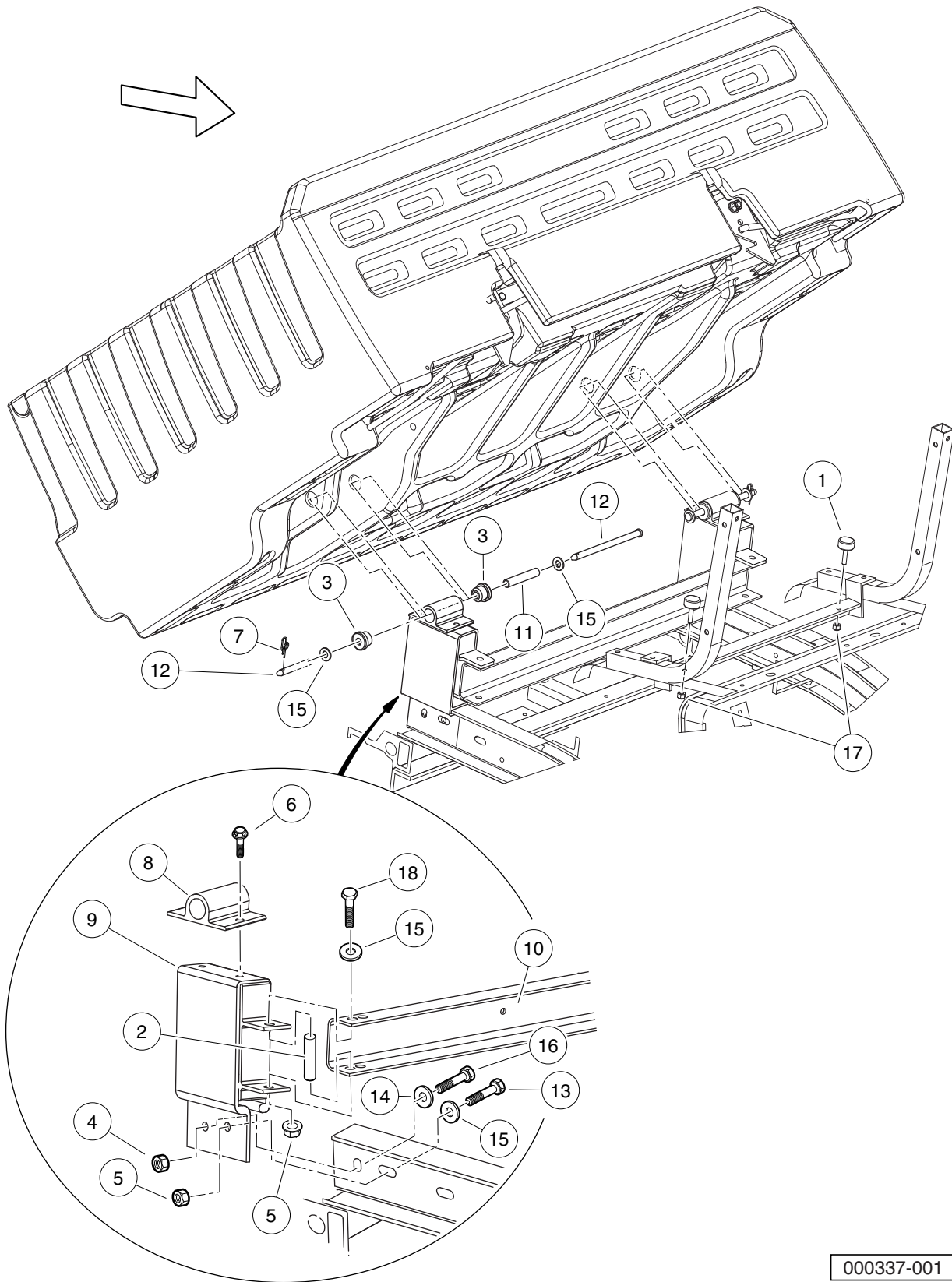
000329-002

# CARGO BED

ITEM	PART NO.	DESCRIPTION	QTY
		<b>1 2 3 4</b>	
1	102779001	Lanyard, Tailgate .....	2
2	102779401	Bolt Lanyard .....	2
3	102779501	Tailgate .....	1
4	103189901	Bed Assembly (includes items 5 through 17) .....	1
5	1010138	Locknut, 3/8-16 Dimpled .....	2
6	1013876	Pushnut, 3/8 .....	4
7	N/A	Extension, Spring Latch .....	2
8	N/A	Washer, 3/8 Flat Type A .....	2
9	N/A	Bed .....	1
10	N/A	Support, Latch Link .....	1
11	N/A	Pin, Support .....	2
12	N/A	Rod, Long Link .....	1
13	N/A	Rod, Bed Lift, Short Bent .....	2
14	N/A	Catch, Tilt Bed .....	2
15	N/A	Bearing, Bronze, 1/2x9/32 .....	2
16	304	Screw, 1/4-20 X 1.0 Hex-Head Cap .....	2
17	320	Screw, 3/8-16 X 1.00 Hex-Head Cap .....	1
18	103317501	Kit, Plastic Bed Box Latch (includes items 19 through 22) .....	1
19	1010545	Screw, Hex Washer Head 1/4-14 X .75 .....	2
20	1011578	Washer, 5/16 Type B Flat .....	2
21	103293501	Spring, Tilt Latch 3.4 Lb/in .....	2
22	103317601	Instr, Bed Box Field Kit .....	1

1  
G  
E

**1**  
**G**  
**E**

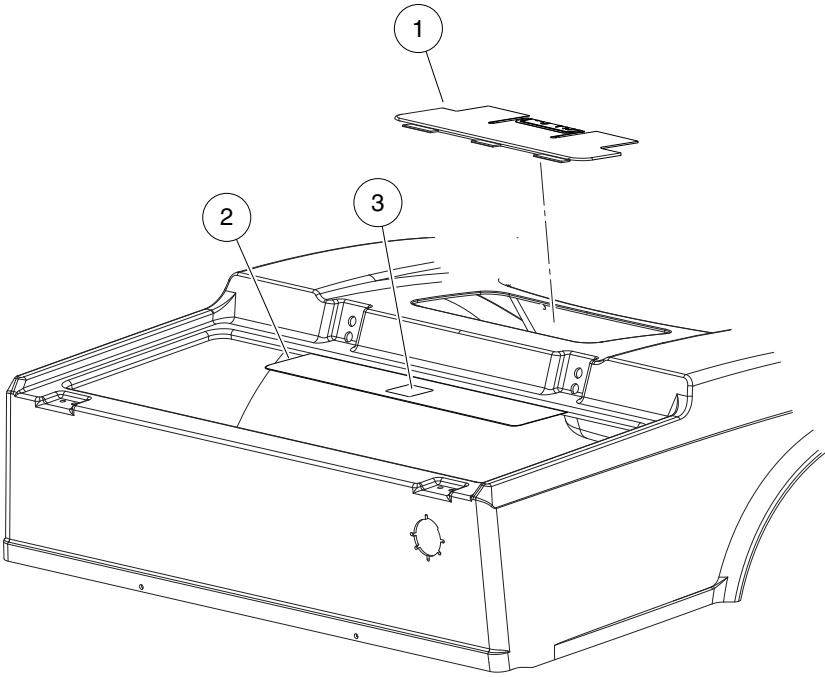


000337-001

# BED HINGE

ITEM	PART NO.	DESCRIPTION	QTY
		<b>1 2 3 4</b>	
1	1010878	Bumper, Rubber .....	2
2	1012303	Bushing, Steel .....	2
3	1015583	Bushing, Urethane .....	4
4	101835601	Locknut, 1/4-20 Hex Whiz .....	2
5	102065901	Locknut, 3/8-16 Flanged Dimple .....	4
6	102289001	Screw, M8X1.25X30, Hex .....	4
7	102289301	Rue Ring - 1/2" .....	2
8	102797201	Hinge, Roto Bed .....	2
9	102820301	Support, Hinge .....	2
10	102820501	Stiffener, Bed Support .....	1
11	102821101	Bushing, Steel .....	2
12	102823201	Pin, Clevis, 3/8 .....	2
13	320	Screw, 3/8-16 X 1.00 Hex-Head Cap .....	2
14	332	Washer, 1/4 Type A Narrow Flat .....	2
15	334	Washer, 3/8 Type A Flat .....	8
16	7847	Screw, 1/4-20 X 0.75 Hex-Head Cap .....	2
17	8233	Locknut, 1/4-20 Nylon Insert .....	2
18	8755	Screw, 3/8-16 X 3.375 Hex Cap .....	2

**1**  
**G**  
**E**



000819-002

# ACCESS PANEL AND HEAT SHIELD

ITEM	PART NO.	DESCRIPTION	QTY
1	N/A	1 2 3 4 Access Panel - Black, Cut .....	1
2	101806901	Shield, Heat .....	1
3	101960501	Decal, Rotating Parts/Hot Manifold .....	1

**1**  
**G**  
**E**

**1**

**G**

**E**



# WHEELS AND TIRES

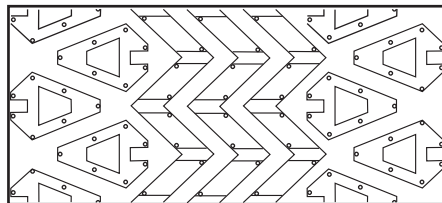
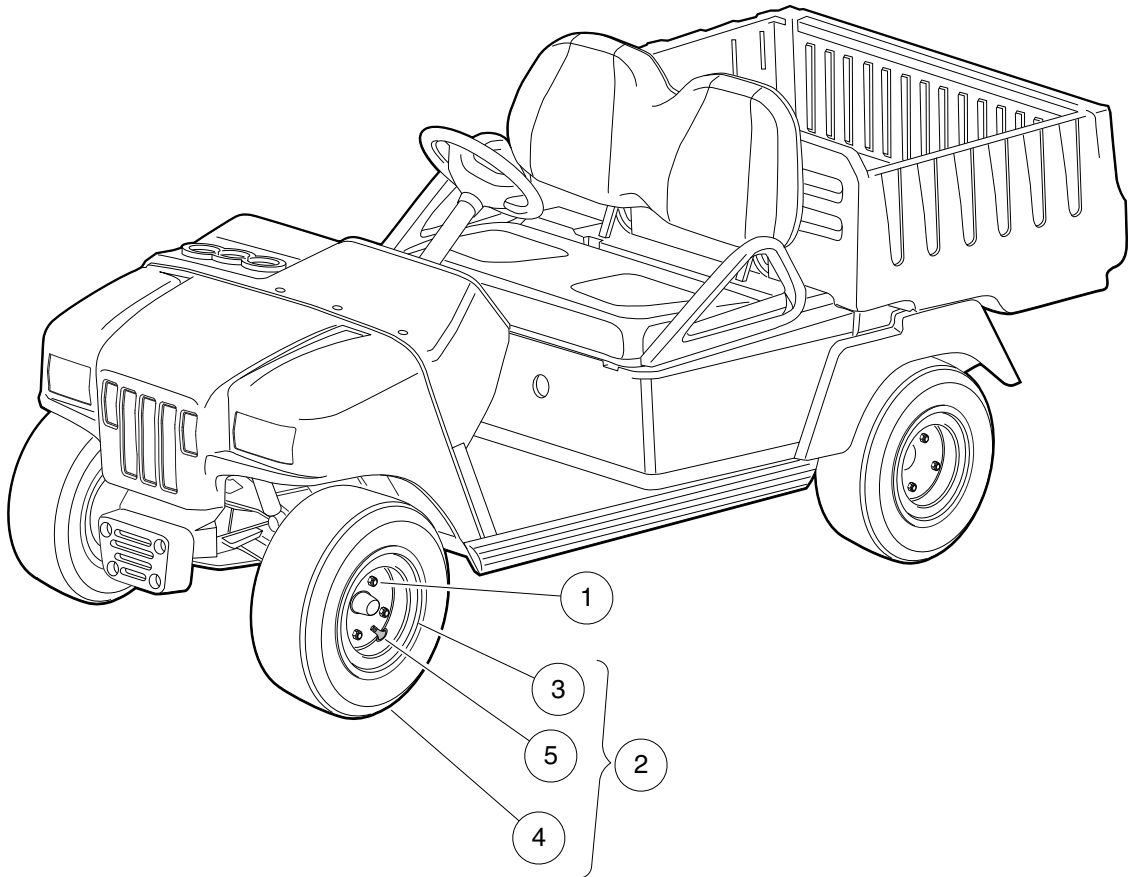
---

2

G

E

**2**  
**G**  
**E**




000224-002

# WHEELS AND TIRES

ITEM	PART NO.	DESCRIPTION	QTY
		1 2 3 4	
1	1010984	.500-20 Unf Lug Nut .....	16
2	102819101	Tire Assembly, All Trail II (includes items 3 through 5) .....	4
3	102815801	Wheel Rim, Gray .....	1
4	102815901	Tire, Unmounted, All Trail II .....	1
5	7310	Valve Stem .....	1

2  
G  
E



000318-002

# HUBCAP – XRT810 AND XRT810-E

ITEM	PART NO.	DESCRIPTION	QTY
1	102861401	1 2 3 4 Wheel Cover, Chrome Elite .....	4

2  
G  
E

**2**

**G**

**E**

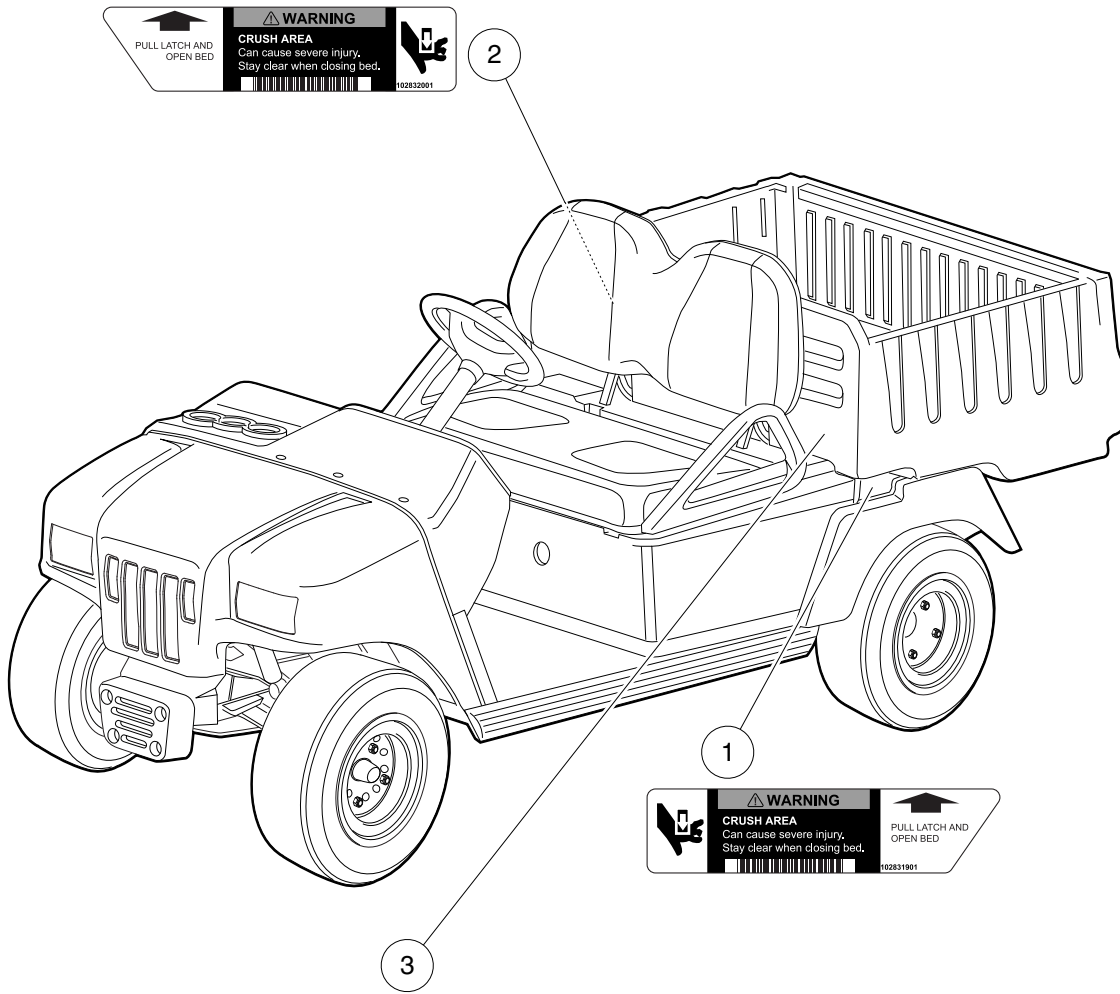
# DECALS

---

3

G

E



**▲**  
PULL LATCH AND OPEN BED

**▲ WARNING**  
**CRUSH AREA**  
Can cause severe injury.  
Stay clear when closing bed.

**▼**

102832001

**▲ WARNING**  
**CRUSH AREA**  
Can cause severe injury.  
Stay clear when closing bed.

**▲**  
PULL LATCH AND OPEN BED

102831901

**NOTICE**

• THE OWNER/OPERATOR should maintain, lubricate, adjust, and operate the vehicle as detailed in the vehicle owners manual.

CC1 102832001

000225-002



## SAFETY DECALS – GASOLINE VEHICLES

ITEM	PART NO.	DESCRIPTION	QTY
		1 2 3 4	
1	102831901	Decal, Crush Warning, Driver-Side .....	1
2	102832001	Decal, Crush Warning, Passenger-Side .....	1
3	102833301	Decal, Maintenance .....	1

**3**  
**G**  
**E**

**WARNING**

- GASOLINE EXPLOSION / FIRE.
- CAN CAUSE SEVERE INJURY OR DEATH.
- NO SMOKING, SPARKS, OR OPEN FLAME.
- STOP ENGINE, ALLOW TO COOL BEFORE REFUELING.
- TURN FUEL VALVE ( ) ON DURING OPERATION.
- ( ) OFF DURING STORAGE OR TRANSPORT.

CC1 1015476-01

**WARNING**

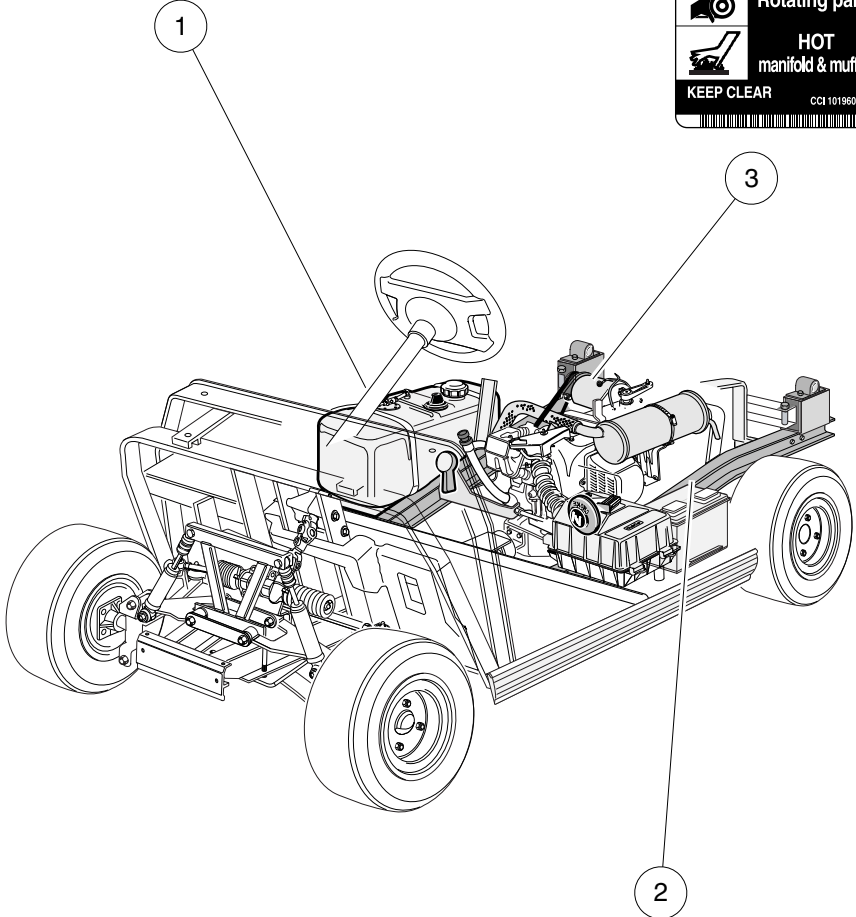
**CAN CAUSE SEVERE INJURY**

**Rotating parts**

**HOT manifold & muffler**

**KEEP CLEAR**

CC1 101960501



	<p><b>WARNING</b></p> <p>Negative frame ground. Can cause severe injury. Do not contact positive (+) battery post or cable to frame. Disconnect negative battery lead first.</p>		<p><b>WARNING</b></p> <p>Excessive speed. Can cause severe injury or death. Do not tamper with engine governor adjustment.</p> <p>CC1 1019152-01</p>
--	--	--	--

000226-001

## SAFETY DECALS – GASOLINE VEHICLES, CONTINUED

ITEM	PART NO.	DESCRIPTION	QTY
		1 2 3 4	
1	101547601	Decal, Gasoline Explosion/Fire Warning .....	1
2	101915201	Decal, Frame Ground and Governor Warning .....	1
3	101960501	Decal, Rotating Parts/Hot Manifold .....	1

3  
G  
E

**OPERATING INSTRUCTIONS**

- Read owner's manual and dash-mounted safety warnings prior to driving.
- Study and understand controls.

**TO START ENGINE**

- Place shift lever in "N" – Neutral position.
- Press brake pedal.
- Turn key switch to "START" position and release.

**TO OPERATE VEHICLE**

- Turn wheels to desired direction and ensure path is clear.
- Engine must be at idle before moving shift lever.
- While vehicle is stopped, and engine is at idle, place Forward/Reverse switch in desired position:  
F – Forward N – Neutral R – Reverse (Buzzer will sound)
- Park brake will release and vehicle will start moving when accelerator pedal is pressed.
- Slowly press accelerator pedal to increase speed.
- To stop, release accelerator pedal and push brake pedal.

**BEFORE LEAVING**

- Press park brake pedal until it locks and holds vehicle.
- Place Forward/Reverse switch in NEUTRAL position.
- Turn key to "OFF" position and remove key when not in use.

102825601

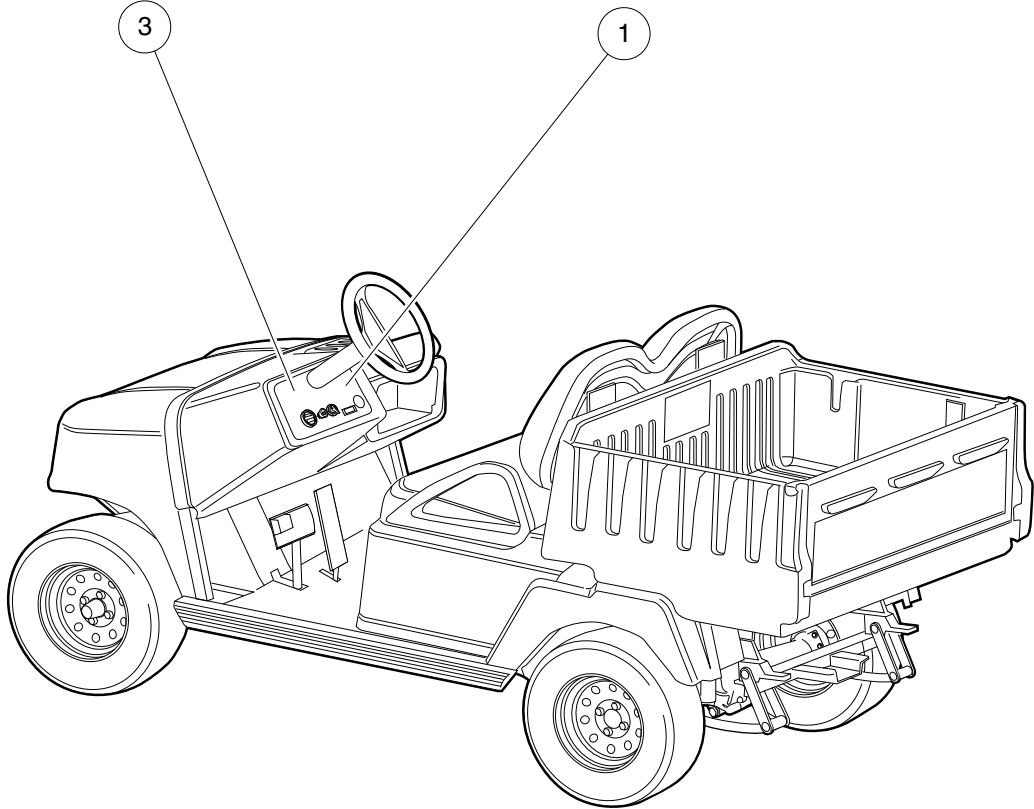
**WARNING**

**ROLLOVER OR FALLING OFF MAY CAUSE SERIOUS INJURY OR DEATH**

- Before using vehicle, read operating instructions.
- Do not start vehicle until all occupants are seated.
- Operate from driver side only and not on public roads.
- Drive slowly in turns and straight up and down slopes.
- Never operate under the influence of alcohol or drugs.
- Use brakes to reduce speed when coasting downhill.
- Remain seated while moving.
- Hold on to seat handle while moving.
- Two (2) persons per seat maximum.
- Never stand in front of or behind vehicle.
- Do not leave children unattended on vehicle.
- Keep entire body inside vehicle while moving.

OFF ON START

102825401



000227-002

## SAFETY DECALS – GASOLINE VEHICLES, CONTINUED

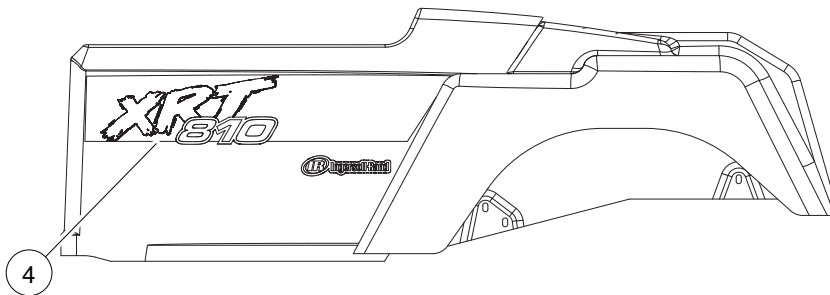
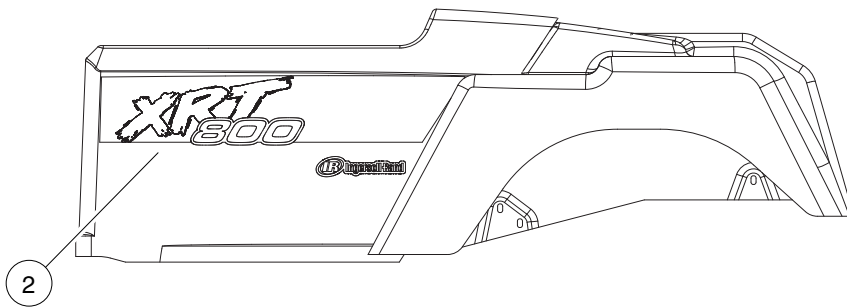
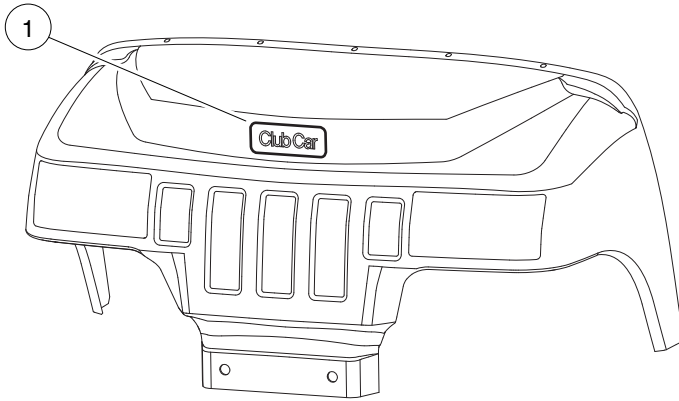
ITEM	PART NO.	DESCRIPTION	QTY
		1 2 3 4	
1	102825401	Decal, Warning, Instrument Panel .....	1
2	102825402	Decal, Warning, Instrument Panel .....	1
3	102825601	Decal, Operating Instructions, Instrument Panel .....	1
<p style="margin-left: 40px;">Note: Item 2 is for use on vehicles equipped with a 12-volt accessory outlet.</p>			

3

G

E

**3**  
**G**  
**E**



000300-002

# LOGO DECALS – GASOLINE VEHICLES

ITEM	PART NO.	DESCRIPTION	QTY
		<b>1 2 3 4</b>	
1	102278801	Decal, Club Car .....	1
2	102850801	Decal, 800 Drv .....	1
3	102850901	Decal, 800 Pass .....	1
4	102851201	Decal, 810 Drv .....	1
5	102851301	Decal, 810 Pass .....	1

**3**  
**G**  
**E**

**NOTICE**  
Do not operate vehicle without this cover properly installed.  
Do not direct water stream in this area; will cause damage to components.  
CCI 101831501

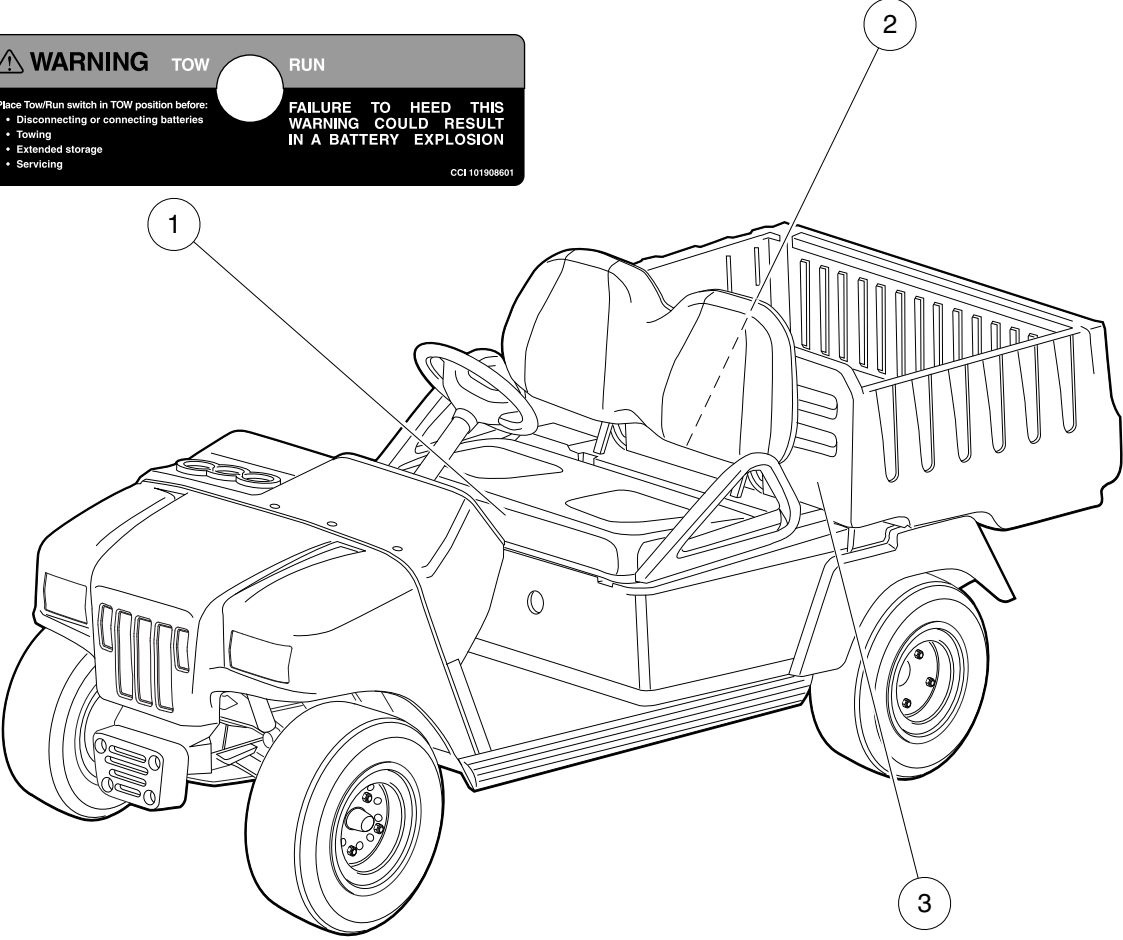
**WARNING** TOW RUN

Place Tow/Run switch in TOW position before:

- Disconnecting or connecting batteries
- Towing
- Extended storage
- Servicing

**FAILURE TO HEED THIS WARNING COULD RESULT IN A BATTERY EXPLOSION**

CCI 101908601



**NOTICE**

- THE OWNER/OPERATOR should maintain, lubricate, adjust, and operate the vehicle as detailed in the vehicle owners manual.

CCI 10283301

000228-002



## SAFETY DECALS – ELECTRIC VEHICLES

ITEM	PART NO.	DESCRIPTION	QTY
		1 2 3 4	
1	101908601	Decal, Tow/Run Switch Warning .....	1
2	101931501	Decal, Component Cover .....	1
3	102833301	Decal, Maintenance .....	1

3

G

E

**OPERATING INSTRUCTIONS**

- Read owner's manual and dash-mounted safety warnings prior to driving.
- Study and understand controls.

**TO OPERATE**

- Turn wheels to desired direction and ensure path is clear.
- Turn key to ON position.
- While stopped, place Forward/Reverse switch in desired position:  
F = Forward N = Neutral R = Reverse (Buzzer will sound)
- Park brake will release and vehicle will start moving when accelerator pedal is pressed.
- Slowly press accelerator pedal to increase speed.
- To stop, release accelerator pedal and press brake pedal.

**BEFORE LEAVING**

- Press park brake pedal until it locks and holds vehicle.
- Place Forward/Reverse switch in NEUTRAL position.
- Turn key to "OFF" position and remove key when not in use.

**MOTOR BRAKING**

- Electric motor braking provides speed regulation functions.
- For parked vehicle, beeping alarm indicates vehicle roll away.
- In operation, beeping alarm indicates reduction in motor braking.
- Apply brakes to further reduce vehicle speed as required.
- System is activated only when tow switch is in the RUN position.
- When towing this vehicle, tow switch must be in the TOW position.

102825701

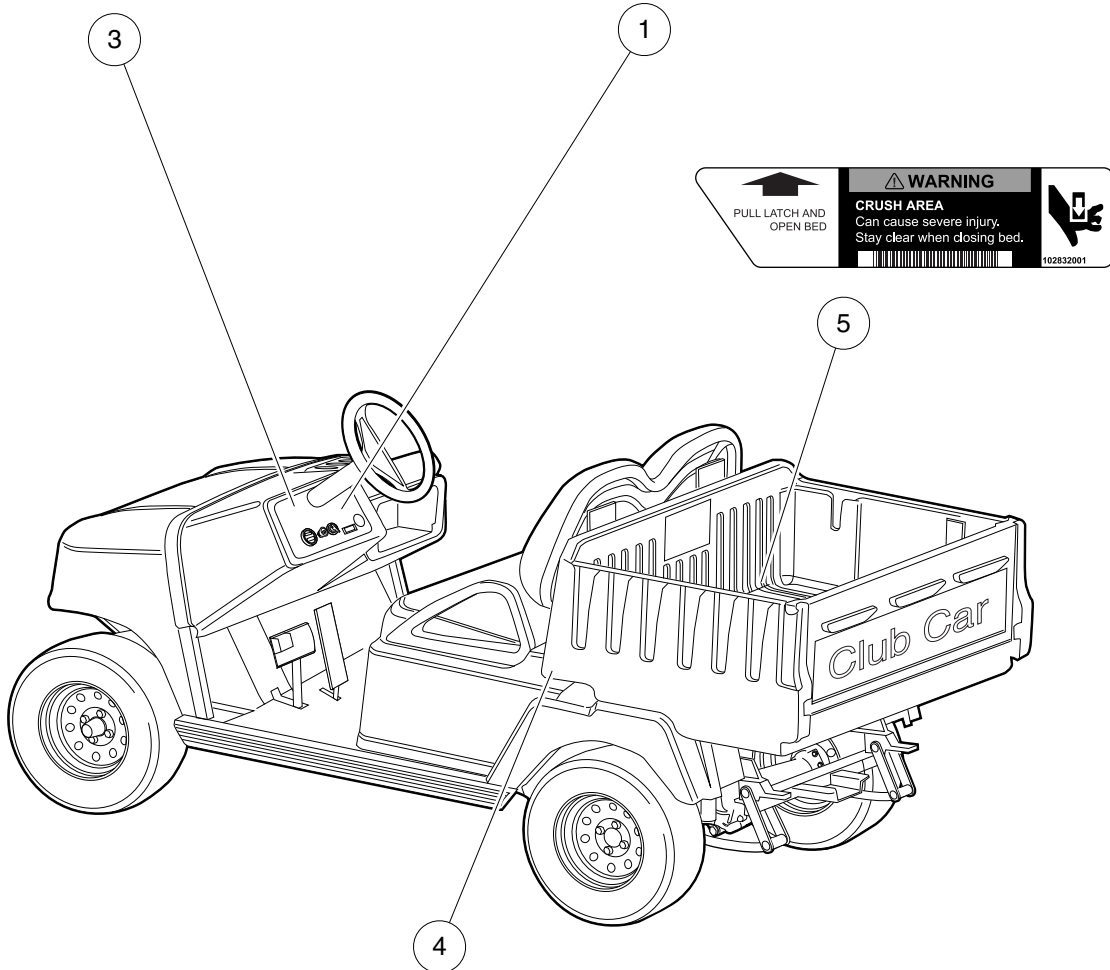
**WARNING**

**ROLLOVER OR FALLING OFF MAY CAUSE SERIOUS INJURY OR DEATH**

- Before using vehicle, read operating instructions.
- Do not start vehicle until all occupants are seated.
- Operate from driver side only and not on public roads.
- Drive slowly in turns and straight up and down slopes.
- Never operate under the influence of alcohol or drugs.
- Use brakes to reduce speed when coasting downhill.
- Remain seated while moving.
- Hold on to seat handle while moving.
- Two (2) persons per seat maximum.
- Never stand in front of or behind vehicle.
- Do not leave children unattended on vehicle.
- Keep entire body inside vehicle while moving.

OFF ON

102825901



**WARNING**

PULL LATCH AND OPEN BED

**CRUSH AREA**  
Can cause severe injury. Stay clear when closing bed.

102832001

**WARNING**

**CRUSH AREA**  
Can cause severe injury. Stay clear when closing bed.

PULL LATCH AND OPEN BED

102831901

000229-002

## SAFETY DECALS – ELECTRIC VEHICLES, CONTINUED

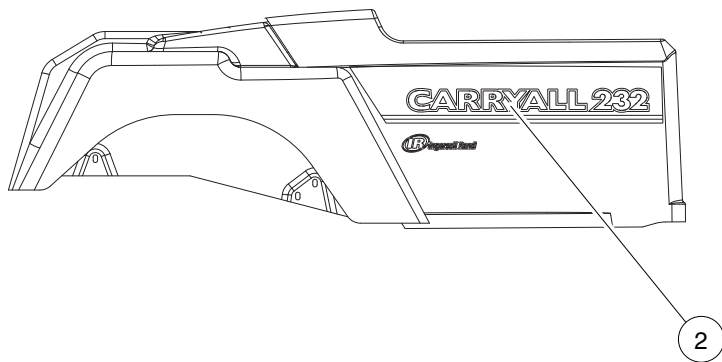
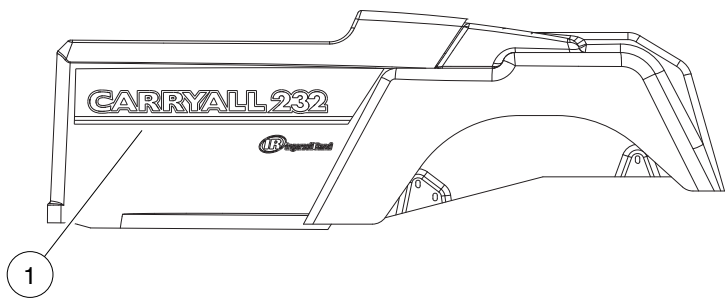
ITEM	PART NO.	DESCRIPTION	QTY
		1 2 3 4	
1	102825501	Decal, Warning, Instrument Panel .....	1
2	102825502	Decal, Warning, Instrument Panel .....	1
3	102825701	Decal, Operating Instructions, Instrument Panel .....	1
4	102831901	Decal, Crush Warning, Driver-Side .....	1
5	102832001	Decal, Crush Warning, Passenger-Side .....	1
		Note: Item 2 is for use on vehicles equipped with a 12-volt accessory outlet.	

3  
G  
E

3

G

E



000299-003

# LOGO DECALS

ITEM	PART NO.	DESCRIPTION	QTY
		<b>1 2 3 4</b>	
1	102278801	Decal, Club Car .....	1
2	102851001	Decal, 800E, Drv .....	1
3	102851101	Decal, 800E, Pass .....	1
4	102851401	Decal, 810E, Drv .....	1
5	102851501	Decal, 810E, Pass .....	1

**3**  
**G**  
**E**

**3**

**G**

**E**

# BRAKE SYSTEMS

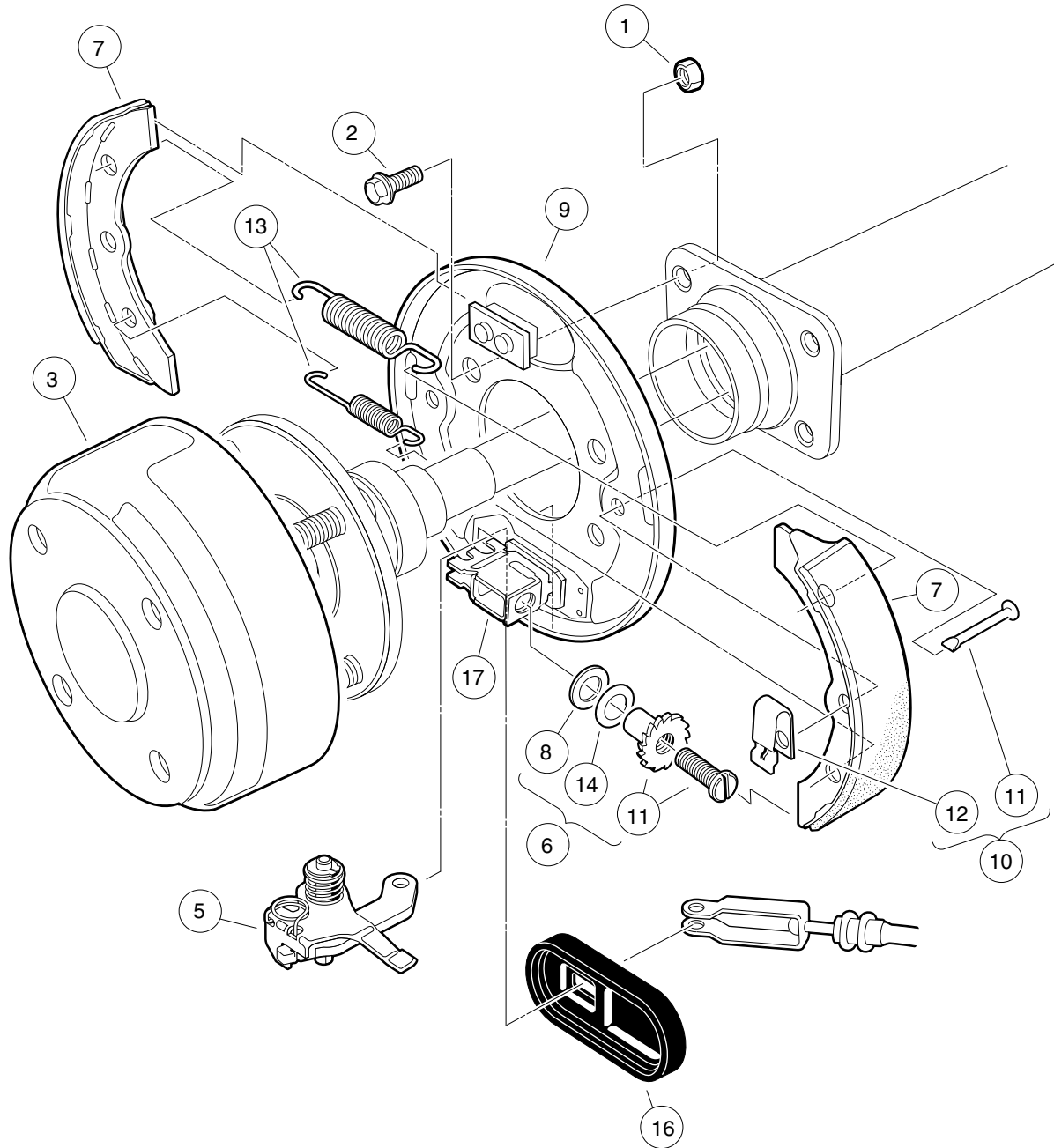
---

4

G

E

**4**  
**G**  
**E**



000186-001

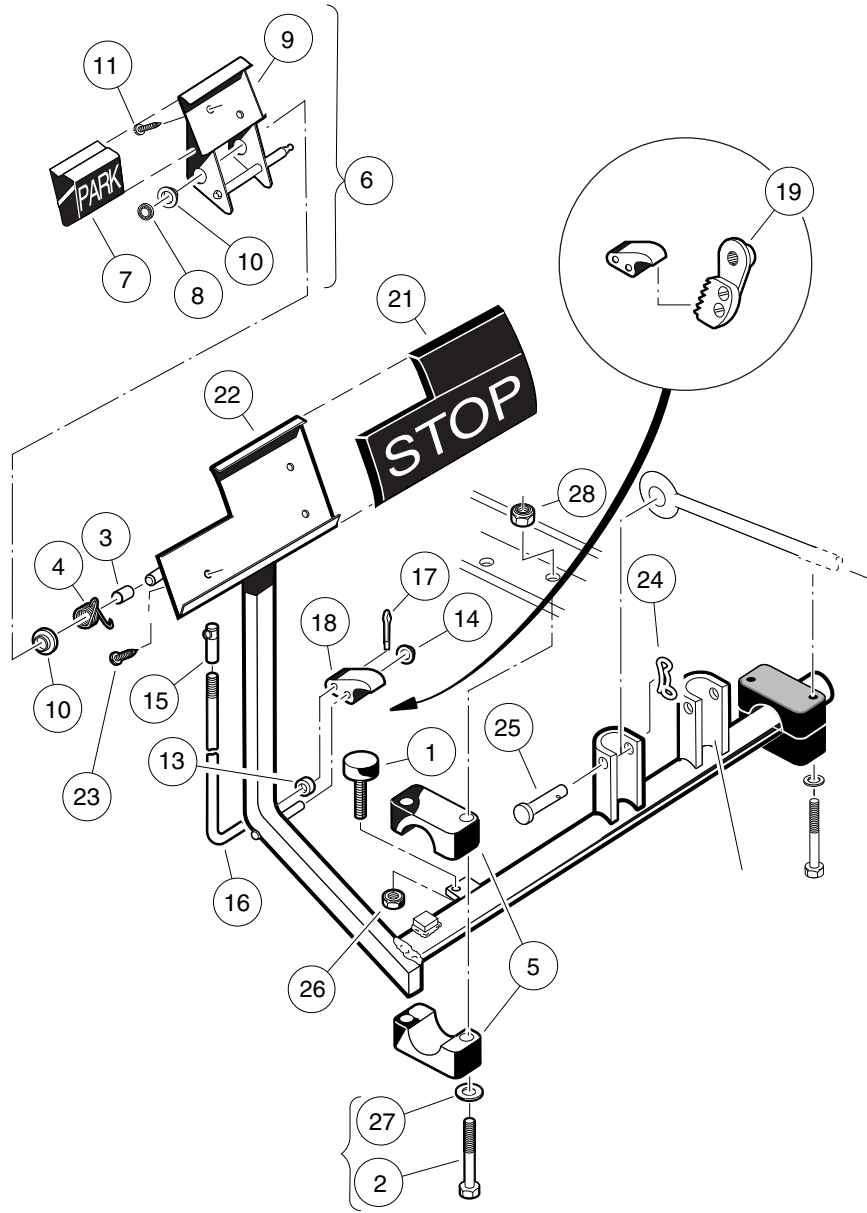


# REAR BRAKE ASSEMBLY, SELF-ADJUSTING – VEHICLE WITH 2-WHEEL BRAKES

ITEM	PART NO.	DESCRIPTION	QTY
		1 2 3 4	
1	1013924	Nut, 5/16-24 Hex Head Cone .....	8
2	1014153	Bolt, Brake Cluster Mounting .....	8
3	101791101	Drum without Center Hole, Brake .....	2
4	103380201	Asm, Brake Cluster, Mech, Drvr (includes items 5 through 17) .....	1
5	101815501	Lever Assembly, Self-Adjusting Brake, Right (Passenger) .....	1
6	101816501	Adj Mechanism, S.A. Brakes, Right (Passenger) .....	1
7	101823201	Package, Brake Shoe, Self-Adjusting .....	1
8	101823801	Plate, Washer, Brake, Self-Adjusting .....	1
9	103483101	Back Plate, Rh .....	1
10	103483201	Kit, Shoe Retainer (includes items 11 and 12) .....	1
11	1010953	Pin .....	2
12	103483301	Spring, Shoe, Clamp .....	2
13	103483401	Package Brake Spring Self Adj (includes items 14 and 15) .....	1
14	101816401	Brake Spring Self Adj .....	2
15	103483501	Spring Brake .....	2
16	103483601	Cover, Dust .....	1
17	103483701	Brake Block .....	1
18	103380202	Asm, Brake Cluster, Mech, Pass (includes items 19 through 31) .....	1
19	101815502	Lever Assembly, Self-Adjusting Brake, Left .....	1
20	101816502	Adjusting Mechanism, Self-Adjusting Brake, Left .....	1
21	101823201	Package, Brake Shoe, Self-Adjusting .....	1
22	101823801	Plate, Washer, Brake, Self-Adjusting .....	1
23	103483102	Back Plate, Lh .....	1
24	103483201	Kit, Shoe Retainer (includes items 25 and 26) .....	1
25	1010953	Pin .....	2
26	103483301	Spring, Shoe, Clamp .....	2
27	103483401	Package Brake Spring Self Adj (includes items 28 and 29) .....	1
28	101816401	Brake Spring Self Adj .....	2
29	103483501	Spring Brake .....	2
30	103483601	Cover, Dust .....	1
31	103483701	Brake Block .....	1
		Note: Driver-side brake cluster not shown. Components have a similar appearance to passenger-side brake cluster components.	

4  
G  
E

**4**  
**G**  
**E**



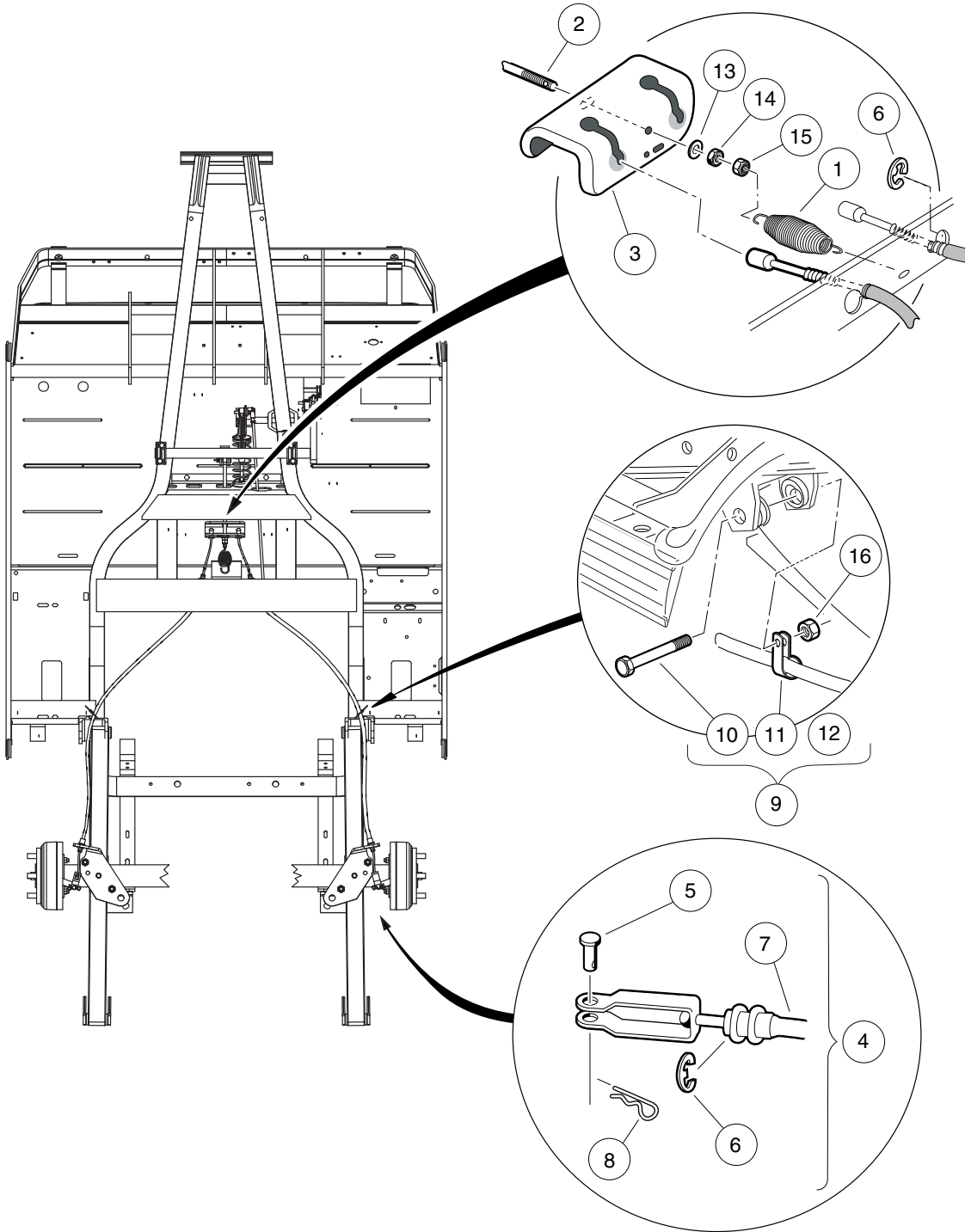
000187-001

# BRAKE PEDAL ASSEMBLY

ITEM	PART NO.	DESCRIPTION	QTY
		<b>1 2 3 4</b>	
1	1010878	Bumper, Rubber .....	1
2	1010921	Screw, 5/16-18 X 2.50 Hex Cap .....	4
3	1010927	Hill Brake Spacer .....	1
4	1010933	Spring, Hill Brake Torsion .....	1
5	1011402	Package, Brake Mounting Block .....	1
6	1011418	Kit, Hill Brake Pedal (includes items 7 through 11) .....	1
7	1013870	Pad, Hill Brake .....	1
8	1013876	Pushnut, 3/8 .....	1
9	N/A	Hill Brake Weld Assembly .....	1
10	1032	Bushing, Nylon .....	2
11	7716	Screw, #10-16 Type AB, Sheet Metal .....	2
12	101187702	Kit, Hill Brake Latch (includes items 13 through 19) .....	1
13	1010805	Sleeve, Hill Brake Rod .....	1
14	1010877	Pushnut, 3/8 .....	1
15	1010932	Ball Joint, 1/4-28 .....	1
16	N/A	Rod, Hill Brake .....	1
17	1017029	Pin, Cotter, 7/64 x 1/2 Stainless-Steel .....	1
18	N/A	Pawl, Hill Brake .....	1
19	101918501	Ratchet Assembly .....	1
20	101878201	Brake Pedal Kit (includes items 21 through 23) .....	1
21	1013869	Pad, Brake Pedal .....	1
22	N/A	Weldment, Brake Pedal 4wb Std .....	1
23	7716	Screw, #10-16 Type AB, Sheet Metal .....	3
24	102323101	Pin, Bow Tie Locking .....	1
25	102323201	Pin, 3/8 X 1-5/16 Clevis .....	1
26	1028	Nut, 1/4-20 Hex .....	1
27	1241	Washer, 5/16 Type A Flat .....	4
28	7473	Locknut, 5/16-18 Nylon Insert .....	4

4  
G  
E

**4**  
**G**  
**E**



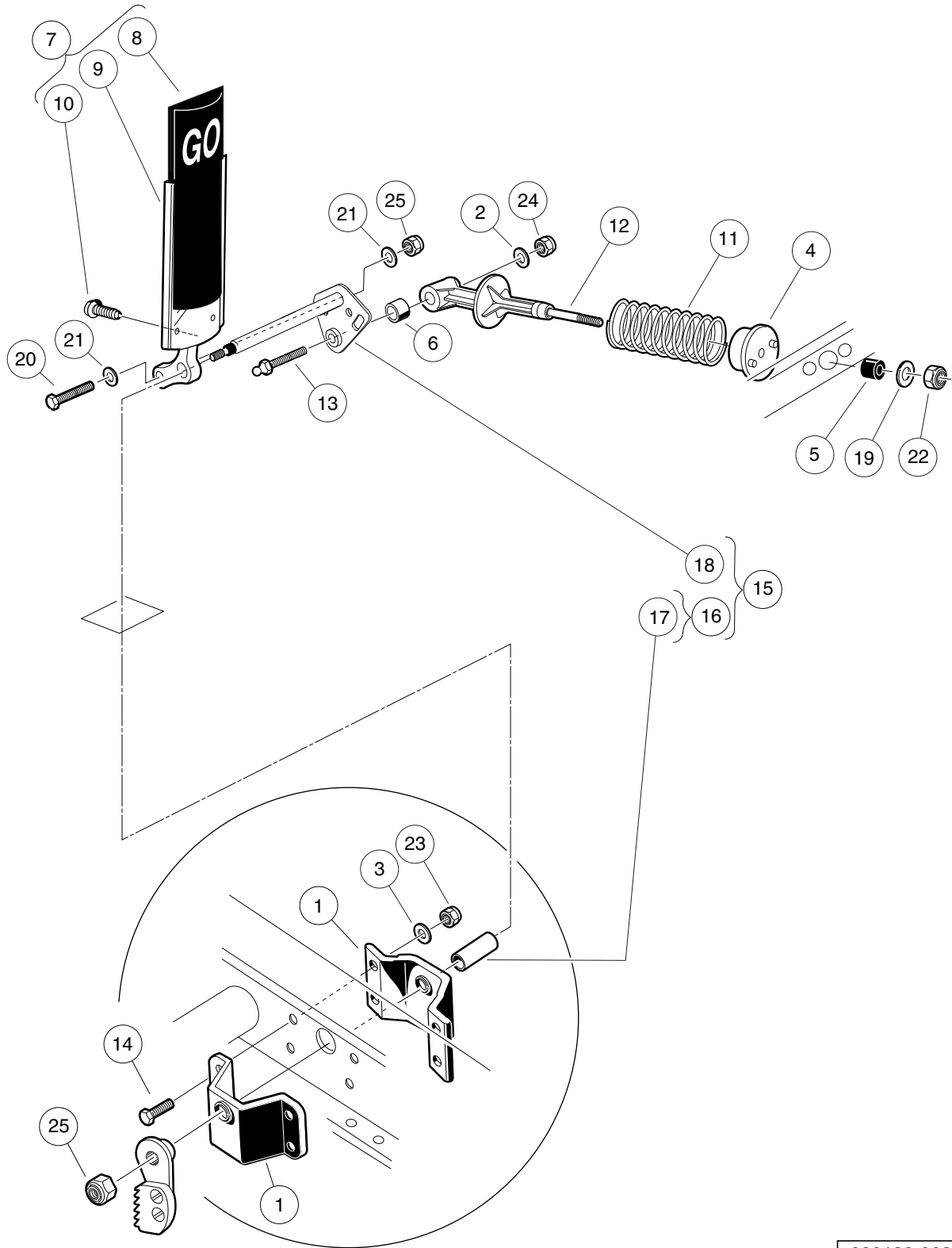
000245-002

# BRAKE CABLE, EQUALIZER, AND EQUALIZER ROD – VEHICLES WITH TWO-WHEEL BRAKES

ITEM	PART NO.	DESCRIPTION	QTY
		<b>1 2 3 4</b>	
1	1013531	Spring, Brake Return .....	1
2	101953101	Rod, Equalizer, 8.91" .....	1
3	101990801	Equalizer Bracket .....	1
4	102022101	Brake Cable Kit (includes items 5 through 8) .....	2
5	1010829	Pin, Clevis, 5/16 X 3/4 .....	1
6	1011779	E-Clip, 1/2 .....	2
7	N/A	Cable, Brake, 41" .....	1
8	1035	Cotter Pin, 3/32 x 1 .....	1
9	103377301	Kit, Field P-clamp, Brake Line (includes items 10 through 12) .....	1
10	102066201	Screw, 3/8-16 X 3.50 Hex Cap .....	2
11	103377201	P-clamp, Brake Line .....	2
12	N/A	Instr Fd. P-clamp, Brake Line .....	1
13	1241	Washer, 5/16 Type A Flat .....	5
14	1242	Nut, 5/16-18 Hex .....	1
15	7473	Locknut, 5/16-18 Nylon Insert .....	5
16	8754	Locknut, 3/8-16 Hex .....	2

**4**  
**G**  
**E**

**4**  
**G**  
**E**



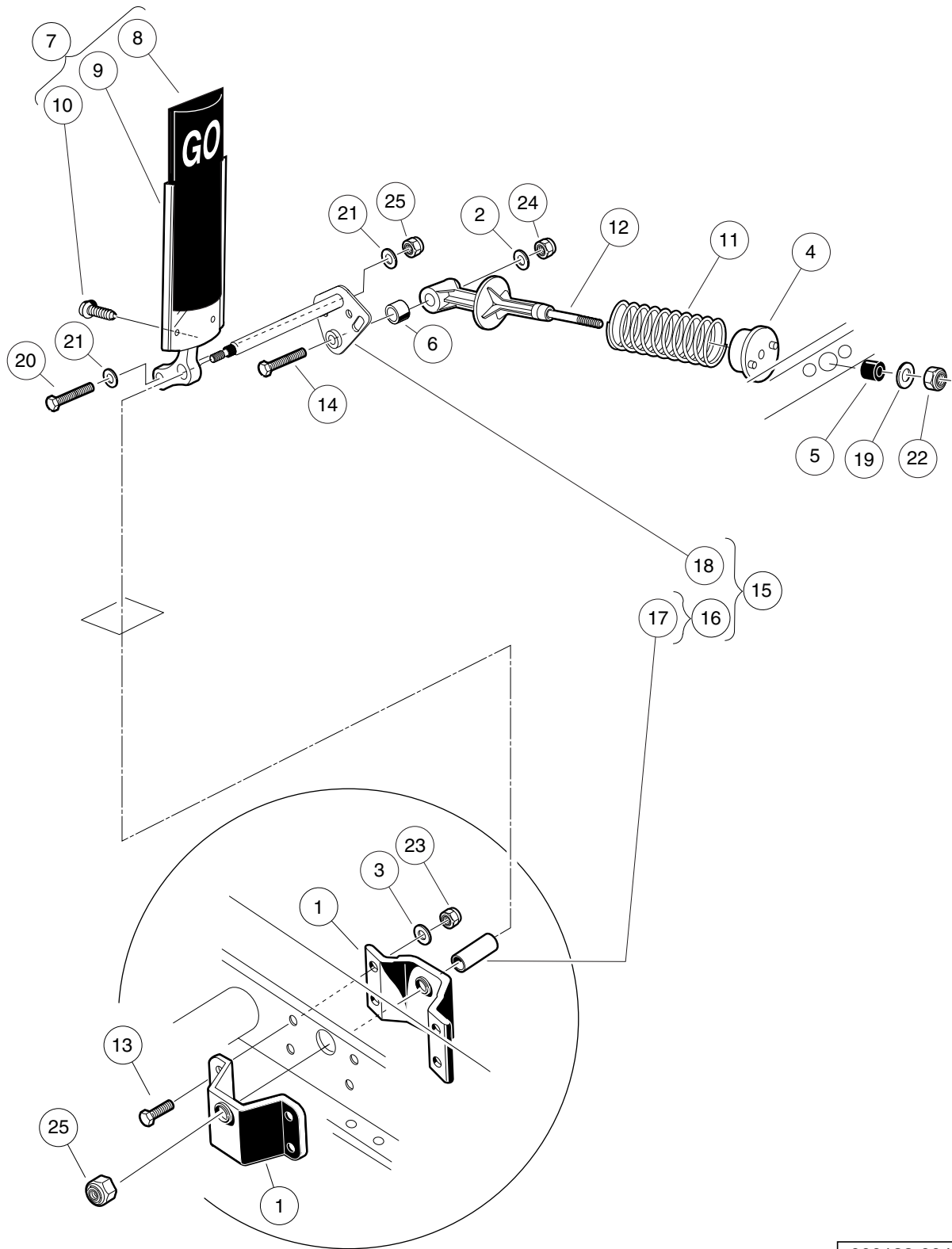
000188-003

## ACCELERATOR PEDAL – GASOLINE VEHICLES

ITEM	PART NO.	DESCRIPTION	QTY
		<b>1 2 3 4</b>	
1	1011694	Accelerator Bracket and Bearing Assembly .....	2
2	1011931	Washer, 1/4 Flat .....	1
3	1014007	Washer, 1/4 Flat .....	4
4	1017378	Cup, Spring .....	1
5	1017380	Bumper, Spring Return .....	1
6	1017424	Bearing, Pivot Support .....	1
7	1017696	Sub Asm, Accelerator Pedal (includes items 8 through 10) .....	1
8	1013871	Pad, Accelerator Pedal .....	1
9	N/A	Accelerator Pedal Weldment .....	1
10	7716	Screw, #10-16 Type AB, Sheet Metal .....	4
11	101796201	Spring, Accelerator Return .....	1
12	101817401	Retainer, Spring .....	1
13	101818801	Stud, 1/4-28 X 1.35 Ball .....	1
14	101861901	Screw, 1/4-20 X 1.125 Hex Cap .....	4
15	102026001	Kit, Accelerator Pivot Rod Assembly (includes items 16 through 18) .....	1
16	1011700	Spacer Assembly (includes item 17) .....	1
17	101919801	Spacer, Accelerator .....	1
18	N/A	Pivot Rod Weldment .....	1
19	1241	Washer, 5/16 Type A Flat .....	1
20	1624	Screw, 3/8-16 X 1.50 Hex-Head Cap .....	1
21	334	Washer, 3/8 Type A Flat .....	2
22	7473	Locknut, 5/16-18 Nylon Insert .....	1
23	8233	Locknut, 1/4-20 Nylon Insert .....	4
24	8717	Locknut, 1/4-28 Nylon Insert .....	1
25	8754	Locknut, 3/8-16 Hex .....	2

**4**  
**G**  
**E**

**4**  
**G**  
**E**



000188-004

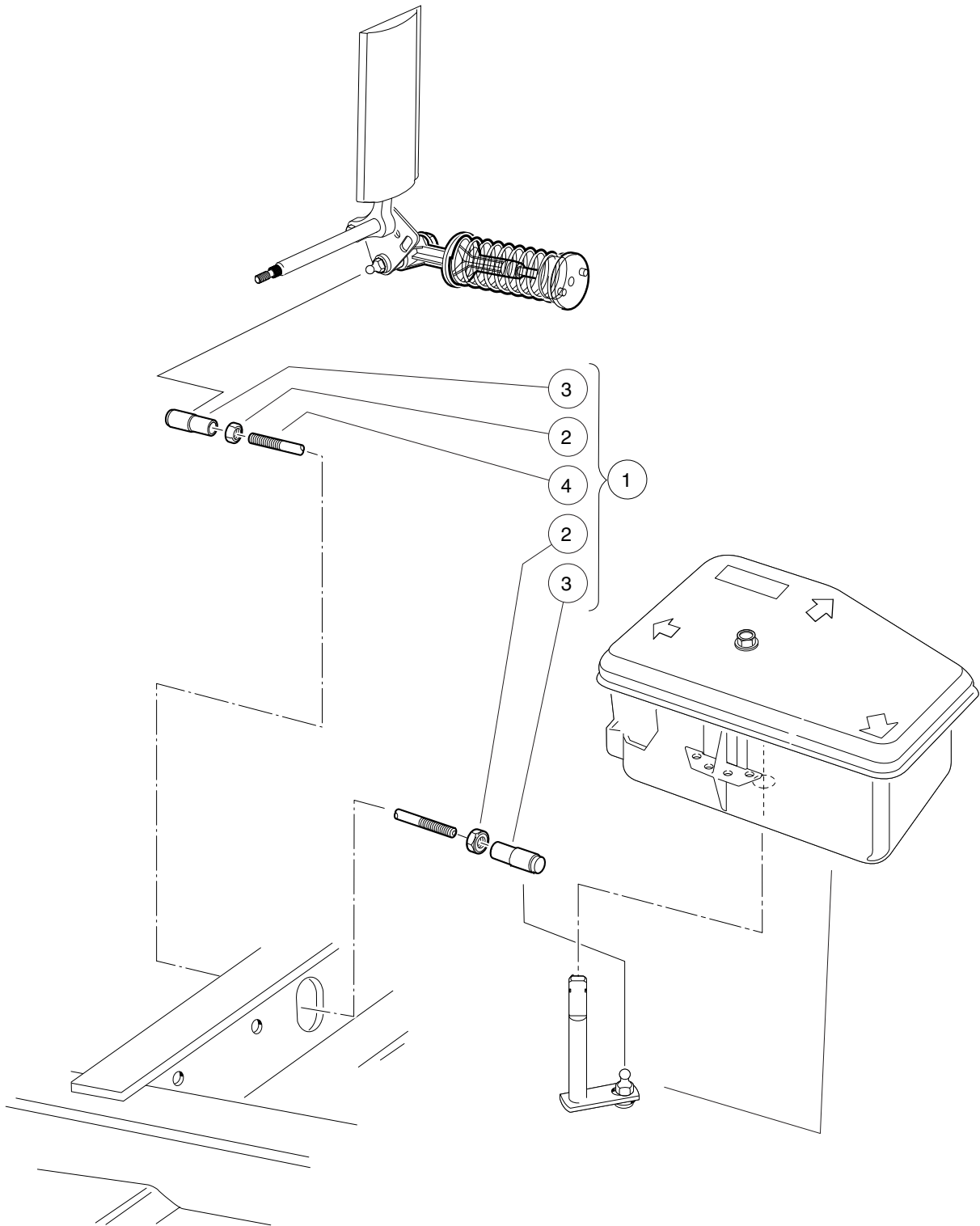


# ACCELERATOR PEDAL ASSEMBLY – ELECTRIC VEHICLES WITH MCOR

ITEM	PART NO.	DESCRIPTION	QTY
		<b>1 2 3 4</b>	
1	1011694	Accelerator Bracket and Bearing Assembly .....	2
2	1011931	Washer, 1/4 Flat .....	1
3	1014007	Washer, 1/4 Flat .....	4
4	1017378	Cup, Spring .....	1
5	1017380	Bumper, Spring Return .....	1
6	1017424	Bearing, Pivot Support .....	1
7	1017696	Sub Asm, Accelerator Pedal (includes items 8 through 10) .....	1
8	1013871	Pad, Accelerator Pedal .....	1
9	N/A	Accelerator Pedal Weldment .....	1
10	7716	Screw, #10-16 Type AB, Sheet Metal .....	4
11	101796201	Spring, Accelerator Return .....	1
12	101817401	Retainer, Spring .....	1
13	101861901	Screw, 1/4-20 X 1.125 Hex Cap .....	4
14	101862001	Screw, 1/4-20 X 1.500 Flange .....	1
15	102026001	Kit, Accelerator Pivot Rod Assembly (includes items 16 through 18) .....	1
16	1011700	Spacer Assembly (includes item 17) .....	1
17	101919801	Spacer, Accelerator .....	1
18	N/A	Pivot Rod Weldment .....	1
19	1241	Washer, 5/16 Type A Flat .....	1
20	1624	Screw, 3/8-16 X 1.50 Hex-Head Cap .....	1
21	334	Washer, 3/8 Type A Flat .....	2
22	7473	Locknut, 5/16-18 Nylon Insert .....	1
23	8233	Locknut, 1/4-20 Nylon Insert .....	4
24	8717	Locknut, 1/4-28 Nylon Insert .....	1
25	8754	Locknut, 3/8-16 Hex .....	2

**4**  
**G**  
**E**

**4**  
**G**  
**E**



000362-001

## ACCELERATOR ROD – GASOLINE VEHICLES

ITEM	PART NO.	DESCRIPTION	QTY
		1 2 3 4	
1	101912401	Rod, Accelerator (includes items 2 through 4) .....	1
2	1011084	Nut, 1/4-28 Hex Jam .....	2
3	1011734	Joint, Ball .....	2
4	N/A	Accelerator Rod .....	1

4

G

E

**4**

**G**

**E**

# STEERING AND SUSPENSIONS

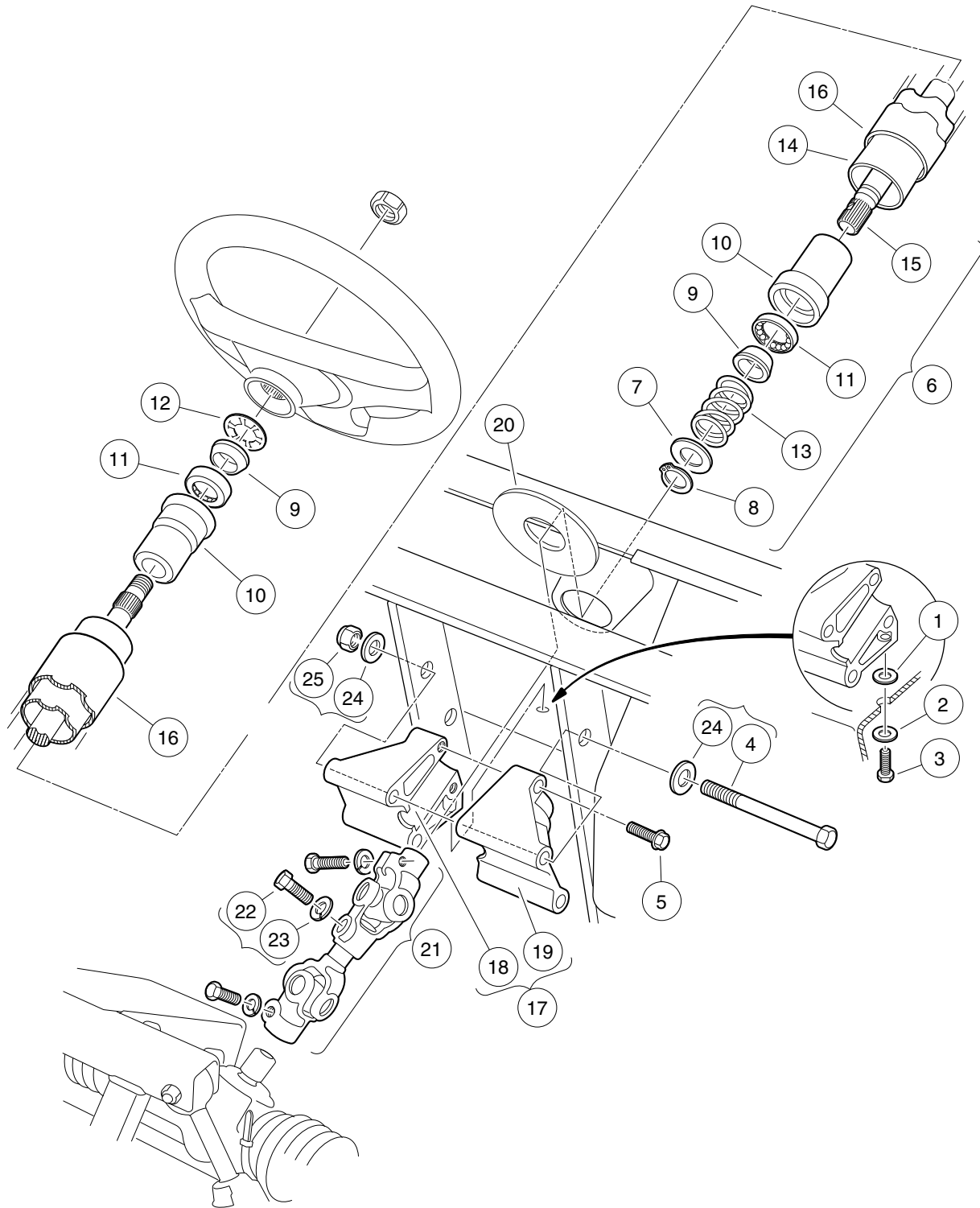
---

5

G

E

**5**  
**G**  
**E**



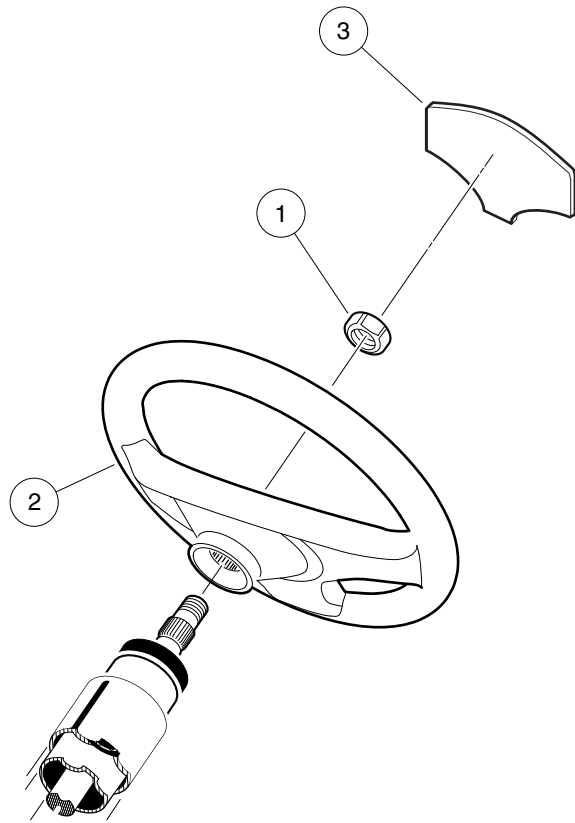
000247-001

# STEERING COLUMN

ITEM	PART NO.	DESCRIPTION	QTY
		<b>1 2 3 4</b>	
1	1011578	Washer, 5/16 Type B Flat .....	1
2	1011697	Washer, 5/16 Flat .....	1
3	1014288	Screw, 5/16-18 X 0.75 Thread-Forming .....	1
4	1016183	Screw, 3/8-16 X 7.00 Hex Cap .....	2
5	1016269	Screw, 5/16-18 Thrd Forming .....	2
6	1017313	Steering Shaft Assembly (includes items 7 through 15) .....	1
7	1012604	Washer, 0.675 ID X 1.19 OD .....	1
8	1012605	Ring, 0.579 Internal Retaining .....	1
9	1014125	Wedge, Molded .....	2
10	1014126	Seat, Plastic Bearing .....	2
11	1014213	Bearing, Ball .....	2
12	1014214	Ring, Retaining .....	1
13	1014217	Spring, Steering Shaft .....	1
14	1017314	Column, Aluminum Steering .....	1
15	1017315	Shaft Steering Column .....	1
16	1017317	Tube Cover, Steering Column .....	1
17	101984801	Kit, Steering Column Mounting Bracket (includes items 18 and 19) .....	1
18	N/A	Bracket, RH Steering Column Mount .....	1
19	N/A	Bracket, LH Steering column mount .....	1
20	102278001	Boot, Steering Column Round .....	1
21	103601601	Shaft, Intermediate Steering (includes items 22 and 23) .....	1
22	1017226	Bolt, Hex-Head, 8mm X 1.25 - 30 .....	3
23	7174	Lockwasher, 5/16 Split .....	3
24	334	Washer, 3/8 Type A Flat .....	4
25	8754	Locknut, 3/8-16 Hex .....	2

5  
G  
E

**5**  
**G**  
**E**



000246-001

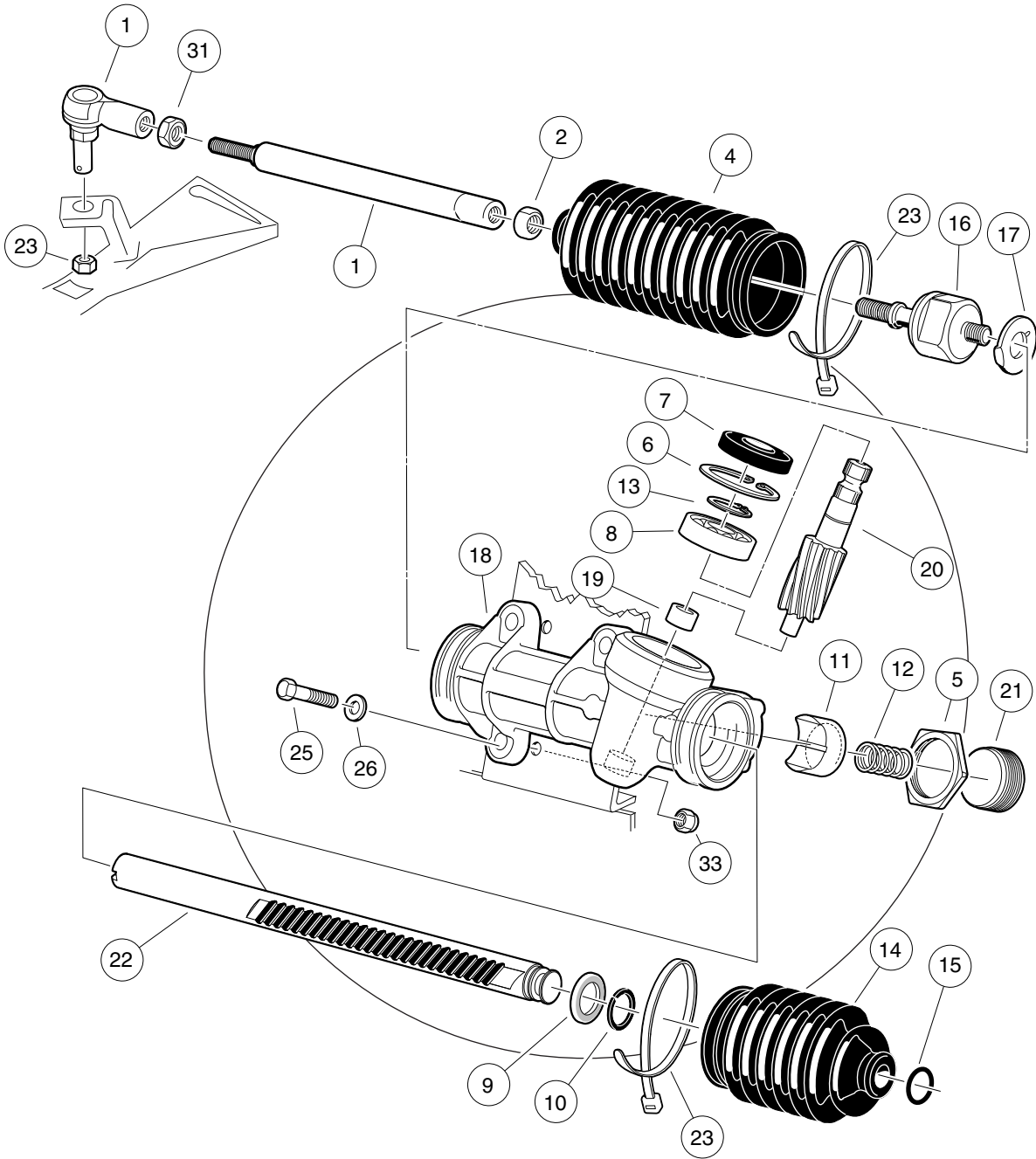


# STEERING WHEEL

ITEM	PART NO.	DESCRIPTION	QTY
1	1017273	1 2 3 4 Nut, 5/8-18 Nylon Insert Jam .....	1
2	102796201	Steering Wheel, Spline .....	1
3	102822401	Wheel Center .....	1

**5**  
**G**  
**E**

**5**  
**G**  
**E**

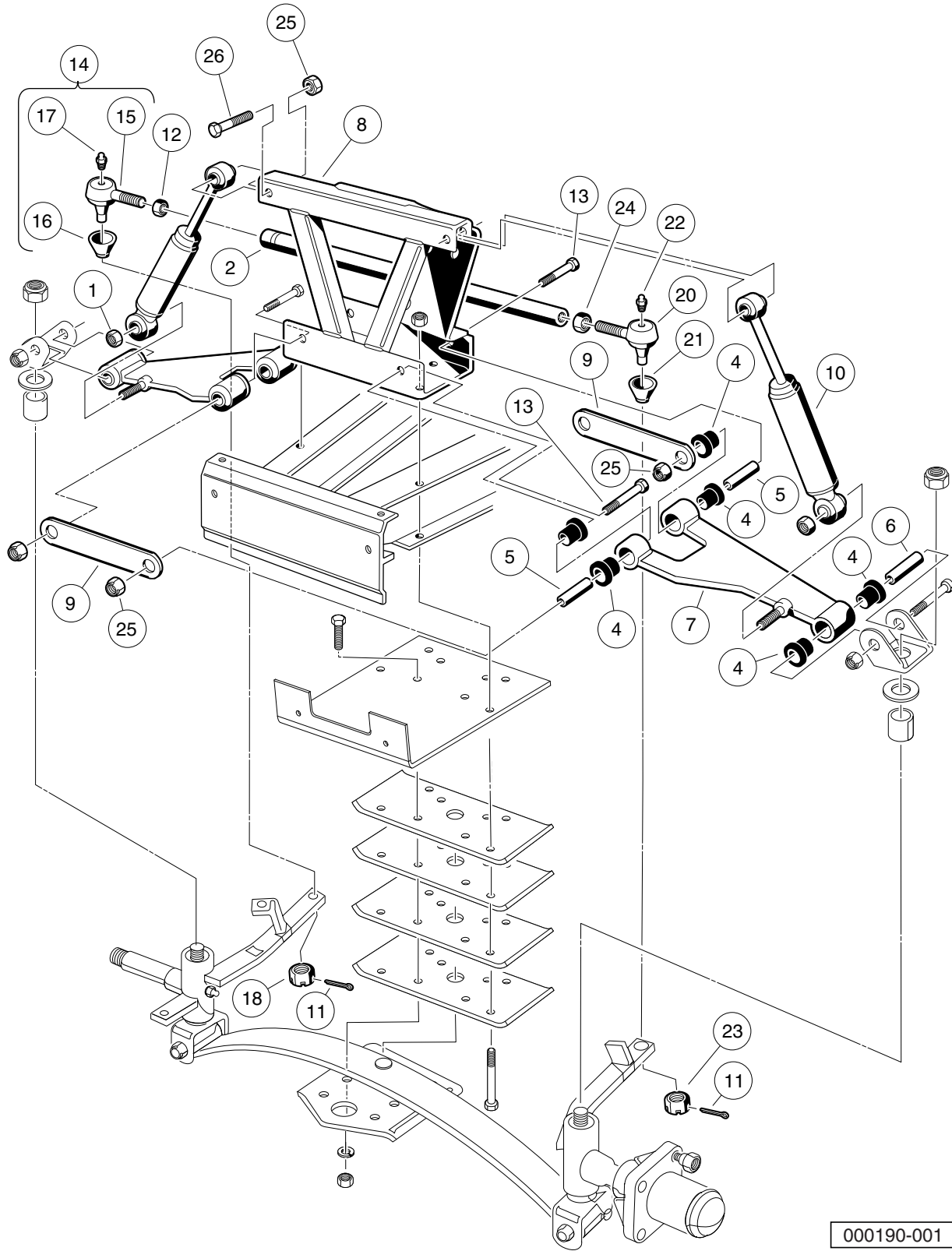


000189-001

# STEERING GEAR ASSEMBLY

ITEM	PART NO.	DESCRIPTION	QTY	5
		<b>1 2 3 4</b>		G
1	1012467	Link, Rack and Pinion Drag .....	1	E
2	1013042	Nut, 12mm Hex .....	1	
3	101878302	Steering Gear Assembly (without yoke) (includes items 4 through 23) .....	1	
4	1013035	Bellows, Long .....	1	
5	1013044	Rack Screw Locknut .....	1	
6	1013051	Snap Ring .....	1	
7	1013052	Seal, Steering Pinion Dust .....	1	
8	101879401	Bearing, Ball .....	1	
9	101879501	Stop Washer .....	1	
10	101879601	Stop Ring, C-Type .....	1	
11	101879701	Support Yoke .....	1	
12	101879801	Rack Guide Pressure Spring .....	1	
13	101879901	Ring, Stop, C-Type .....	1	
14	101880001	Bellows, Short .....	1	
15	101880101	Dust Seal Retaining Ring .....	1	
16	101880201	Inner Ball Joint Asm .....	1	
17	101880301	Washer, Tab .....	1	
18	N/A	Box, Steering Gear .....	1	
19	N/A	Bearing, Lower Pinion .....	1	
20	N/A	Pinion, Steering .....	1	
21	N/A	Screw, Rack Guide .....	1	
22	N/A	Rack, Steering .....	1	
23	8990	Tie Wrap, 8" Nylon .....	2	
24	1035	Cotter Pin, 3/32 x 1 .....	1	
25	1624	Screw, 3/8-16 X 1.50 Hex-Head Cap .....	3	
26	334	Washer, 3/8 Type A Flat .....	3	
27	7540	Ball Joint, Left (includes items 28 through 31) .....	1	
28	1011895	Socket, LH Vertical .....	1	
29	1011930	Seal, Vertical Socket Dust .....	1	
30	1015597	Fitting, 1/4-28 Thread-Forming Grease .....	1	
31	7602	Nut, 3/8-24 UNF Hex .....	1	
32	7555	Nut, 1/2-20 Hex, Left-Hand Thread .....	1	
33	8754	Locknut, 3/8-16 Hex .....	3	

**5**  
**G**  
**E**



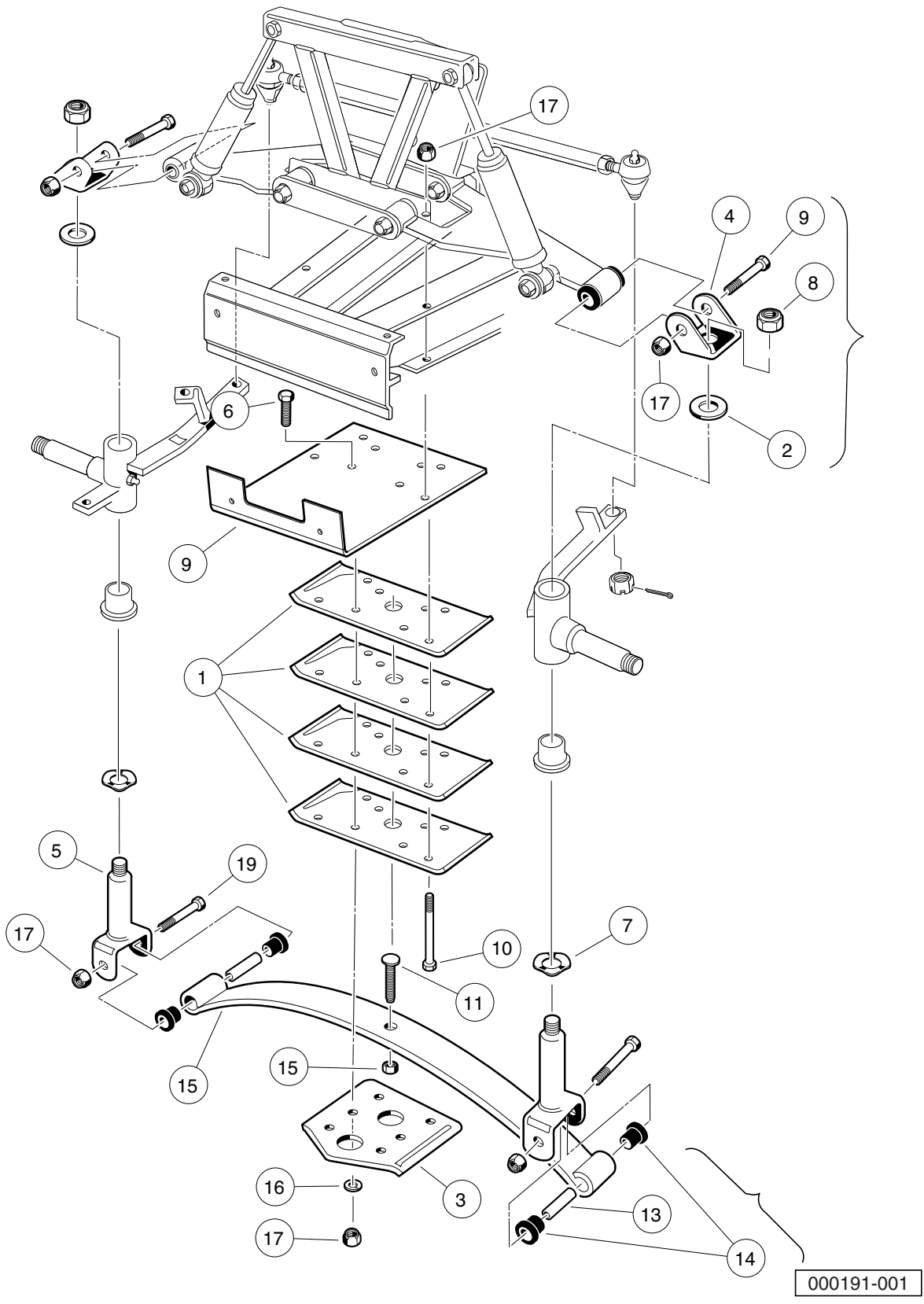
000190-001

## FRONT SUSPENSION, UPPER

ITEM	PART NO.	DESCRIPTION	QTY
		<b>1 2 3 4</b>	
1	1010138	Locknut, 3/8-16 Dimpled .....	2
2	1010219	Tie Rod .....	1
3	1016353	Sub-Assembly, Delta A-Plate (includes items 4 through 7) .....	2
4	1016346	Bushing, Urethane .....	6
5	1016349	Sleeve, Delta Inner .....	2
6	1016350	Sleeve, Delta Outer .....	1
7	1016351	Delta A-Plate .....	1
8	1016385	Delta Shock and Gear Support Assembly .....	1
9	1017266	A-Plate Strap .....	2
10	103351001	Shock Absorber, Front, Common .....	2
11	1035	Cotter Pin, 3/32 x 1 .....	2
12	1308	Nut, 1/2-20 Hex .....	1
13	2402	Screw, 3/8-16 X 2.25 Hx Hd Cap .....	4
14	7539	Ball Joint, Right-Hand (includes items 15 through 18) .....	1
15	1011893	Socket, RH Vertical .....	1
16	1011930	Seal, Vertical Socket Dust .....	1
17	1015597	Fitting, 1/4-28 Thread-Forming Grease .....	1
18	7602	Nut, 3/8-24 UNF Hex .....	1
19	7540	Ball Joint, Left (includes items 20 through 23) .....	1
20	1011895	Socket, LH Vertical .....	1
21	1011930	Seal, Vertical Socket Dust .....	1
22	1015597	Fitting, 1/4-28 Thread-Forming Grease .....	1
23	7602	Nut, 3/8-24 UNF Hex .....	1
24	7555	Nut, 1/2-20 Hex, Left-Hand Thread .....	1
25	8754	Locknut, 3/8-16 Hex .....	10
26	8861	Bolt, 3/8-16 X 1.75 Hex .....	2

**5**  
**G**  
**E**

**5**  
**G**  
**E**

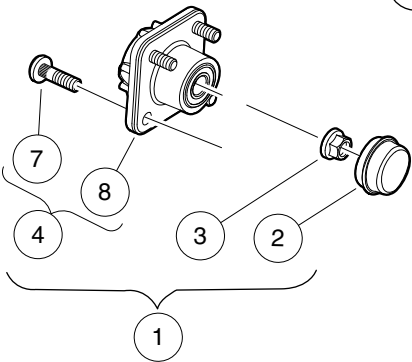
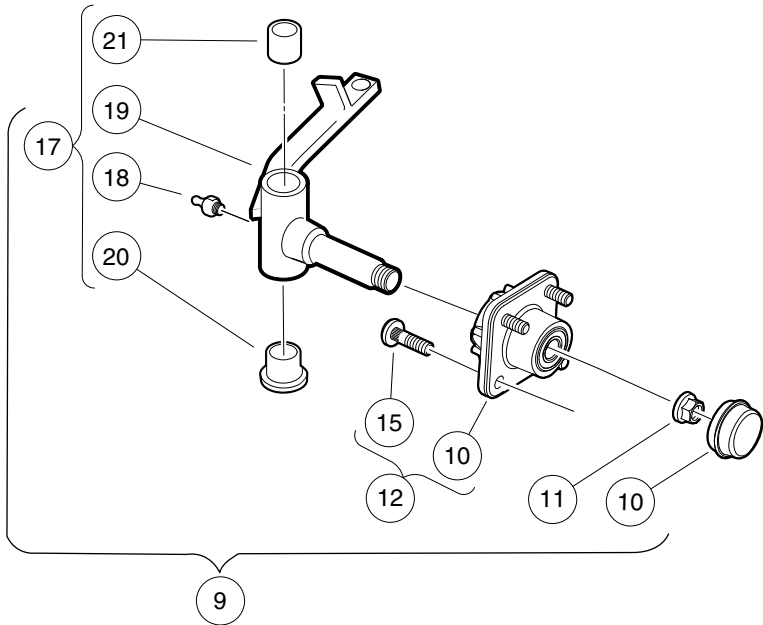
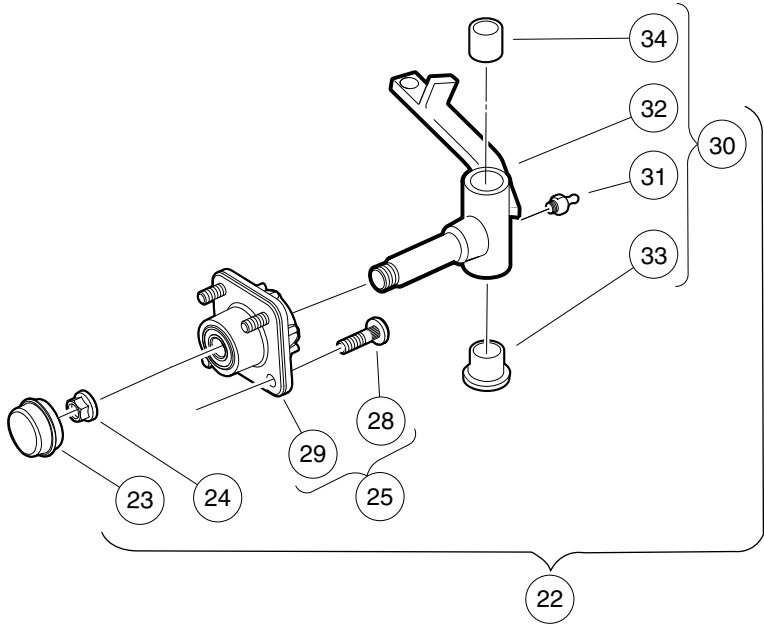


# FRONT SUSPENSION, LOWER – VEHICLES WITH TWO-WHEEL BRAKES

ITEM	PART NO.	DESCRIPTION	QTY
		<b>1 2 3 4</b>	
1	1010124	Plate, Spring Mount .....	4
2	1010150	Bearing, Thrust .....	2
3	1014276	Plate, Front Spring Retainer .....	1
4	1016384	Clevis, Delta Upper .....	2
5	1016386	King Pin Assembly .....	2
6	1016387	Screw, 3/8-16 X 2.75 Hx Hd Cap .....	6
7	1016389	Washer, 1.125 Od Wave .....	2
8	101903101	Locknut, 1/2-20 Nylon Insert .....	2
9	102830401	Support, Brush Guard .....	1
10	102913601	Screw, 3/8-16 X 5.50 Hx Hd Cap .....	4
11	103507001	Eccentric Bolt Common .....	1
12	N/A	Spring Asm, Front, 1 Leaf (includes items 13 through 15) .....	1
13	1012303	Bushing, Steel .....	2
14	1015583	Bushing, Urethane .....	4
15	N/A	Spring, Front, 1 Leaf .....	1
16	357	Lockwasher, 3/8 Split .....	4
17	706	Nut, Hex 3/8-16 .....	1
18	8754	Locknut, 3/8-16 Hex .....	8
19	8755	Screw, 3/8-16 X 3.375 Hex Cap .....	2

**5**  
**G**  
**E**

**5**  
**G**  
**E**



000301-002

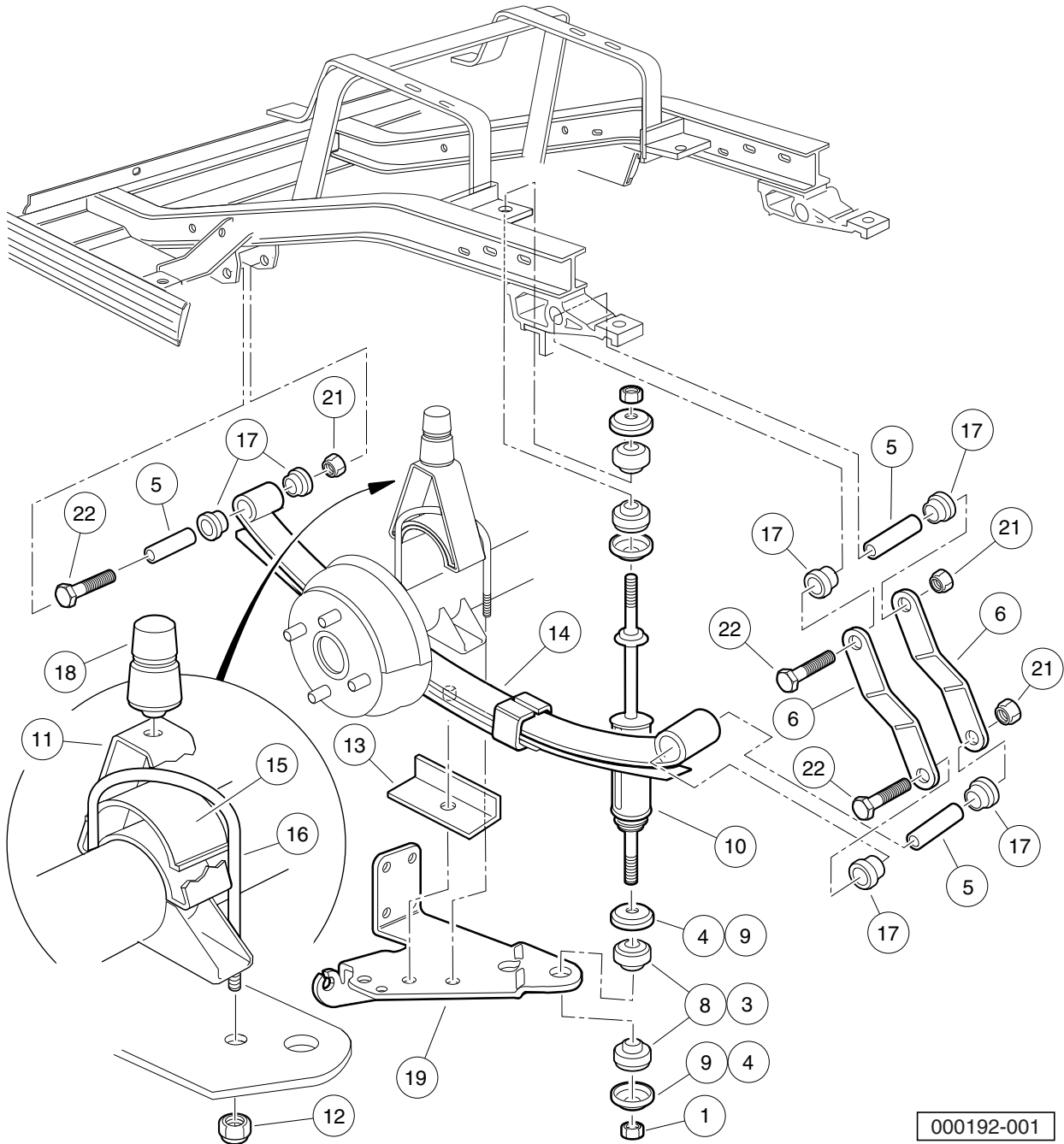
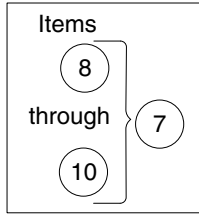
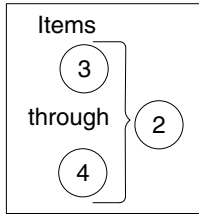


# FRONT SPINDLES AND HUBS

ITEM	PART NO.	DESCRIPTION	QTY
		<b>1 2 3 4</b>	
1	N/A	Replacement Kit, Front Hub (includes items 2 through 4) .....	2
2	102353201	Cap, Front Hub .....	1
3	102353301	Hex Nut, Locking Flange, M14x2 .....	1
4	N/A	Asm, Front Hub, Bb, Long Stud (includes items 5 through 8) .....	1
5	N/A	Bearing, Ball, 6204 .....	2
6	N/A	Spacer, Bearing, Front Hub, Pm .....	1
7	103477901	Lug Stud, 1/2-20 Unf, 4037 .....	4
8	N/A	Front Hub, Ball Brg, Long Stud .....	1
9	N/A	Asm, Hub And Spindle, Left-Hand Ext (includes items 10 through 15) .....	1
10	102352801	Front Hub Assembly, Ball Bearing (includes items 11 and 12) .....	1
11	102353401	Lug Stud, 1/2-20 UNF, 4037 Stl .....	4
12	N/A	Hub, Front .....	1
13	102353201	Cap, Front Hub .....	1
14	102353301	Hex Nut, Locking Flange, M14x2 .....	1
15	102354204	Asm, Spindle, LH, Ext (includes items 16 through 19) .....	1
16	1015597	Fitting, 1/4-28 Thread-Forming Grease .....	1
17	N/A	Subasm, Spindle, LH, Ext .....	1
18	7048	Bushing, Flanged Bronze .....	1
19	8067	Bushing, Bronze Spindle .....	1
20	N/A	Asm, Hub And Spindle, Right-Hand Ext (includes items 21 through 26) .....	1
21	102352801	Front Hub Assembly, Ball Bearing (includes items 22 and 23) .....	1
22	102353401	Lug Stud, 1/2-20 UNF, 4037 Stl .....	4
23	N/A	Hub, Front .....	1
24	102353201	Cap, Front Hub .....	1
25	102353301	Hex Nut, Locking Flange, M14x2 .....	1
26	102354104	Asm, Spindle, RH, Ext (includes items 27 through 30) .....	1
27	1015597	Fitting, 1/4-28 Thread-Forming Grease .....	1
28	N/A	Subasm, Spindle, RH, Ext .....	1
29	7048	Bushing, Flanged Bronze .....	1
30	8067	Bushing, Bronze Spindle .....	1

**5**  
**G**  
**E**

**5**  
**G**  
**E**



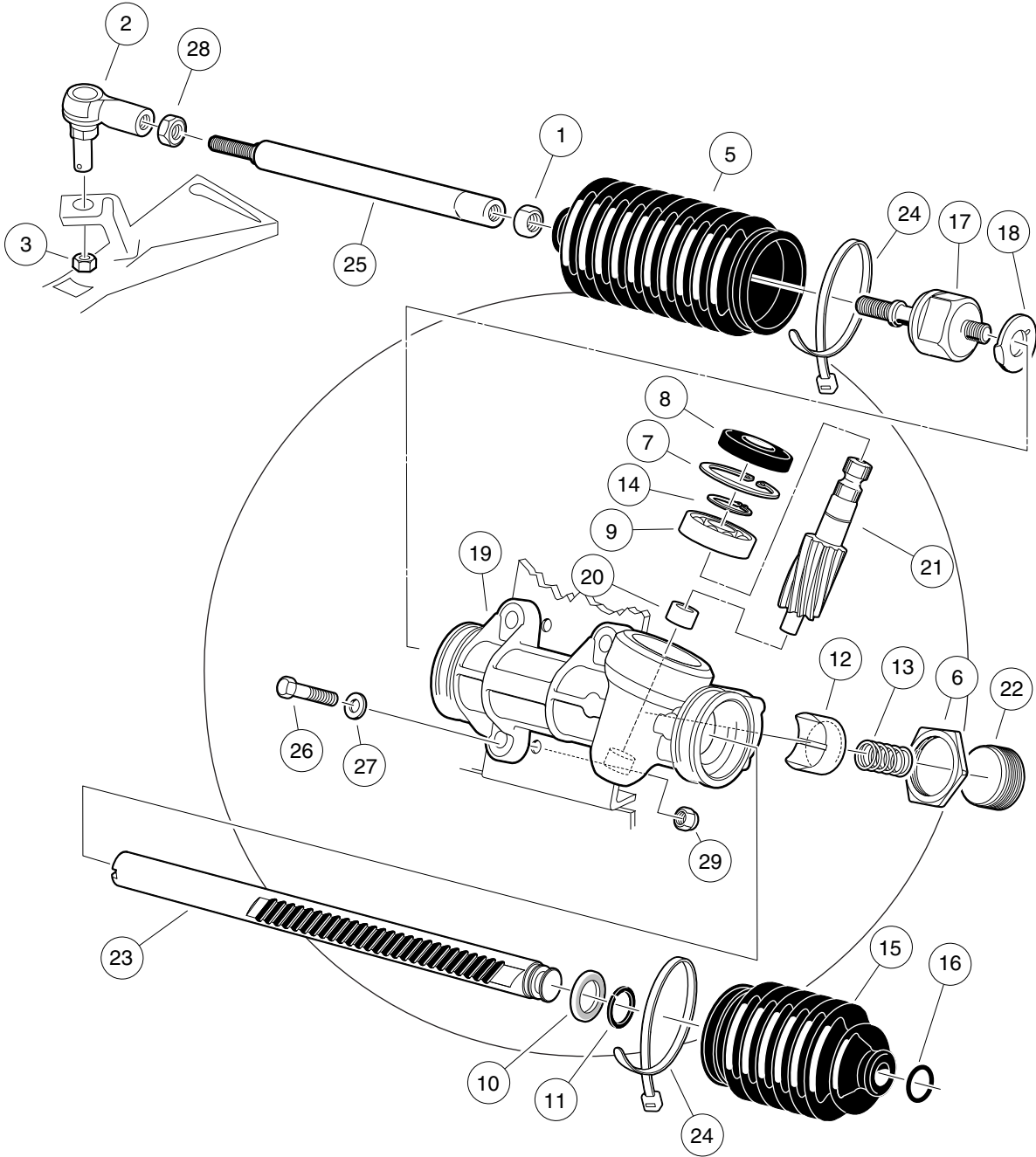
000192-001

# REAR SUSPENSION

ITEM	PART NO.	DESCRIPTION	QTY
		1 2 3 4	
1	1010145	Nut, 3/8-24 Hex .....	4
2	1011415	Kit, Shock Absorber Cushion (includes items 3 and 4) .....	4
3	1010142	Cushion, Shock Absorber .....	2
4	1010144	Retainer, Shock Absorber Cushion .....	2
5	1012303	Bushing, Steel .....	6
6	1012304	Shackle, Rear Spring .....	4
7	1013164	Shock Absorber Kit (includes items 8 through 10) .....	1
8	1010142	Cushion, Shock Absorber .....	8
9	1010144	Retainer, Shock Absorber Cushion .....	8
10	102588501	Shock Absorber Rear Prv Spd .....	2
11	101454902	Bumper Mount, Angled .....	2
12	1014555	Locknut, 7/16-14 Nylon Hex .....	4
13	1014573	Spring Retainer .....	2
14	1014675	Rear Leaf Spring .....	2
15	1014901	Spacer, Overload Bumper .....	2
16	1014902	U-Bolt .....	2
17	1015583	Bushing, Urethane .....	12
18	1017235	Bumper, Jounce .....	2
19	101926501	Bracket, Left-Hand .....	1
20	101929401	Bracket, Right .....	1
21	8754	Locknut, 3/8-16 Hex .....	6
22	8755	Screw, 3/8-16 X 3.375 Hex Cap .....	6

5  
G  
E

**5**  
**G**  
**E**



000960-001

# STEERING GEAR ASSEMBLY

ITEM	PART NO.	DESCRIPTION	QTY	<b>5</b>
		<b>1 2 3 4</b>		
1	1013042	Nut, 12mm Hex .....	1	<b>G</b>
2	102022602	End, Tie Rod, M12 X 1.25, Lh .....	1	<b>E</b>
3	102289201	Nut - Hex Locking, M12 X 1.25 .....	3	
4	103601501	Asm, Steering Rack And Pinion (includes items 5 through 24) .....	1	
5	1013035	Bellows, Long .....	1	
6	1013044	Rack Screw Locknut .....	1	
7	1013051	Snap Ring .....	1	
8	1013052	Seal, Steering Pinion Dust .....	1	
9	101879401	Bearing, Ball .....	1	
10	101879501	Stop Washer .....	1	
11	101879601	Stop Ring, C-Type .....	1	
12	101879701	Support Yoke .....	1	
13	101879801	Rack Guide Pressure Spring .....	1	
14	101879901	Ring, Stop, C-Type .....	1	
15	101880001	Bellows, Short .....	1	
16	101880101	Dust Seal Retaining Ring .....	1	
17	101880201	Inner Ball Joint Asm .....	1	
18	101880301	Washer, Tab .....	1	
19	N/A	Box, Steering Gear .....	1	
20	N/A	Bearing, Lower Pinion .....	1	
21	N/A	Pinion, Steering .....	1	
22	N/A	Screw, Rack Guide .....	1	
23	N/A	Rack, Steering .....	1	
24	8990	Tie Wrap, 8" Nylon .....	2	
25	103653401	Link, Drag, Male Thd .....	1	
26	1624	Screw, 3/8-16 X 1.50 Hex-Head Cap .....	3	
27	334	Washer, 3/8 Type A Flat .....	3	
28	7555	Nut, 1/2-20 Hex, Left-Hand Thread .....	1	
29	8754	Locknut, 3/8-16 Hex .....	3	

**5**

**G**

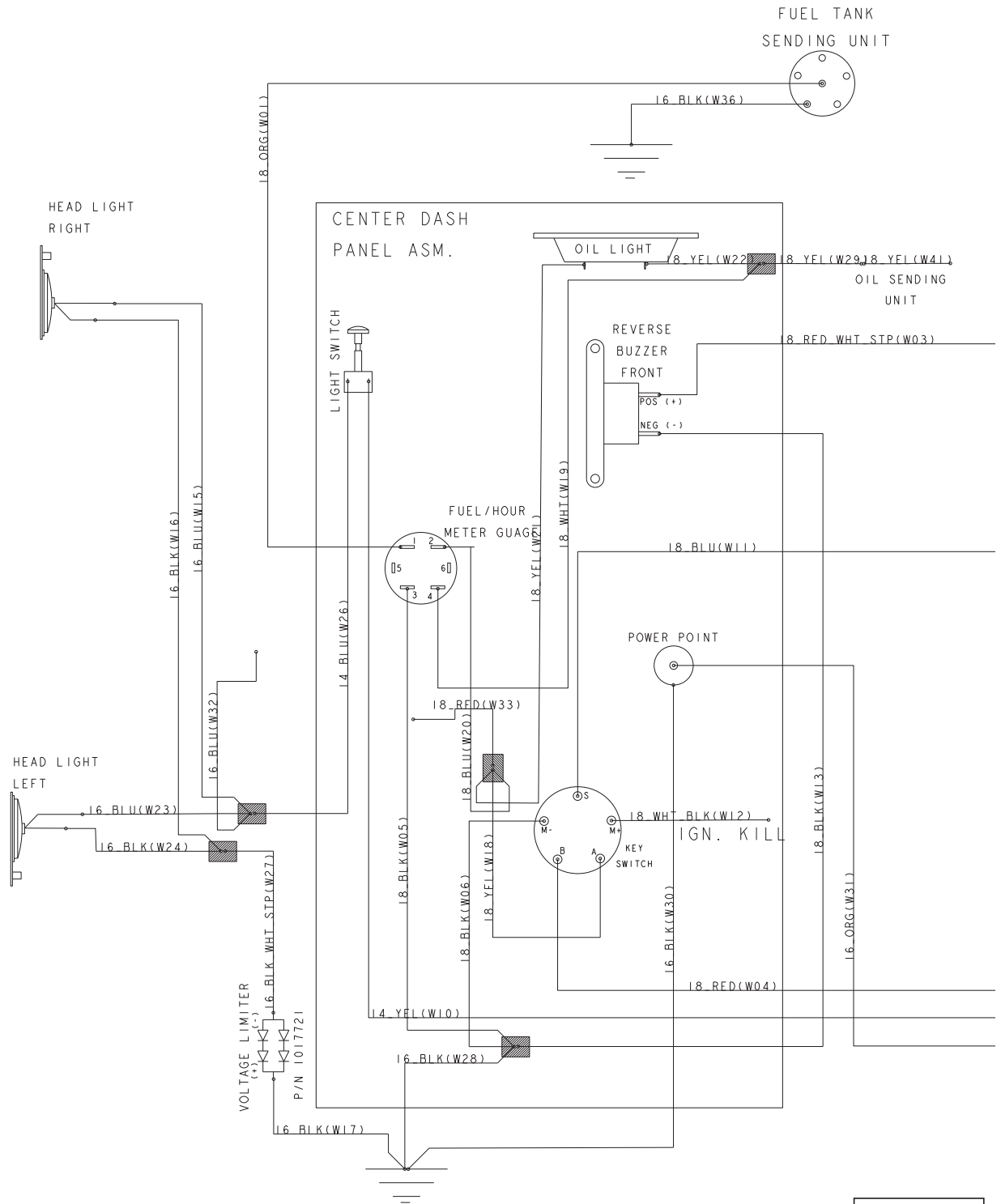
**E**

# ELECTRICAL SYSTEM – GASOLINE VEHICLES

---

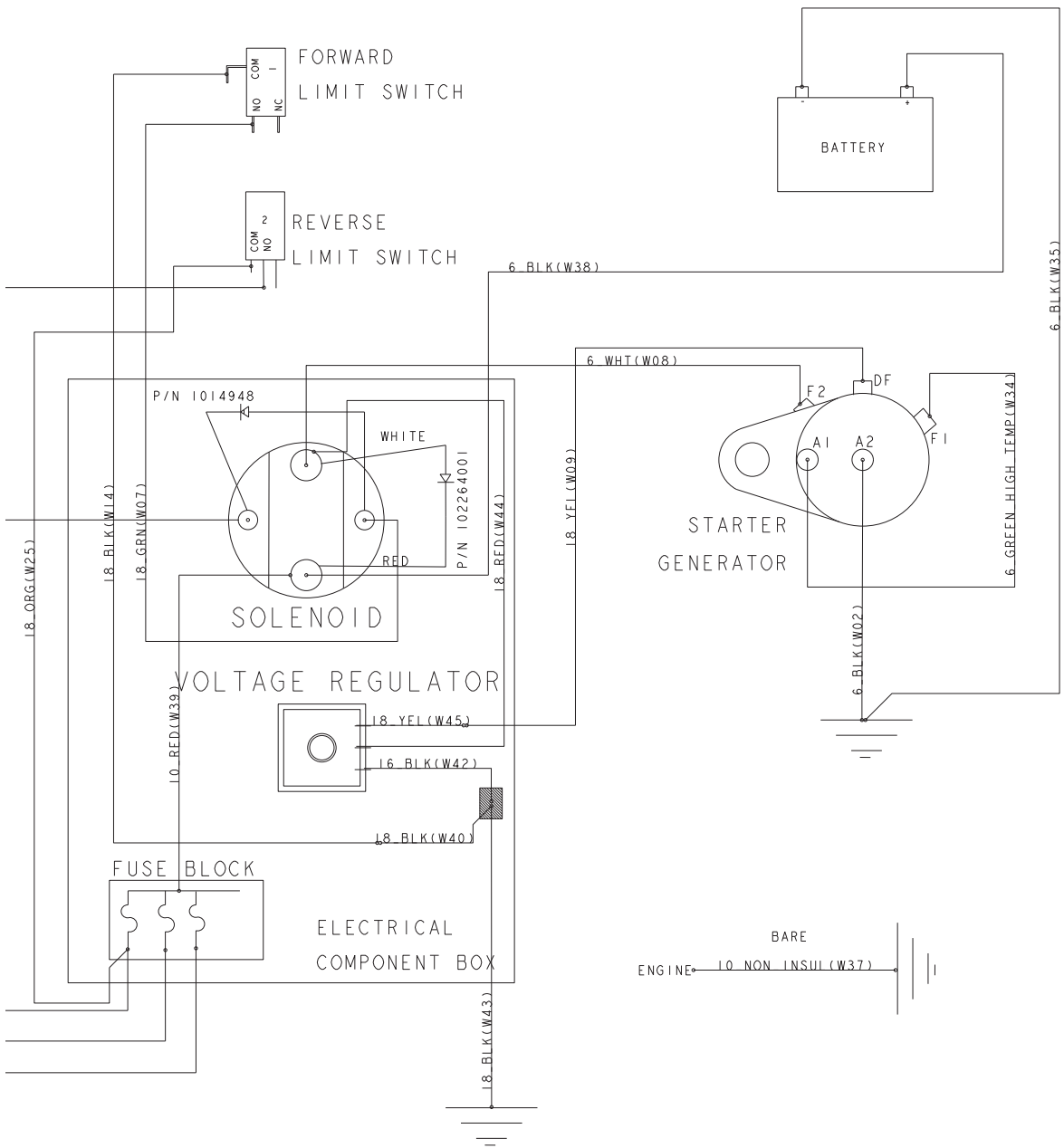
6

G



000234-001





000234-001

6

G

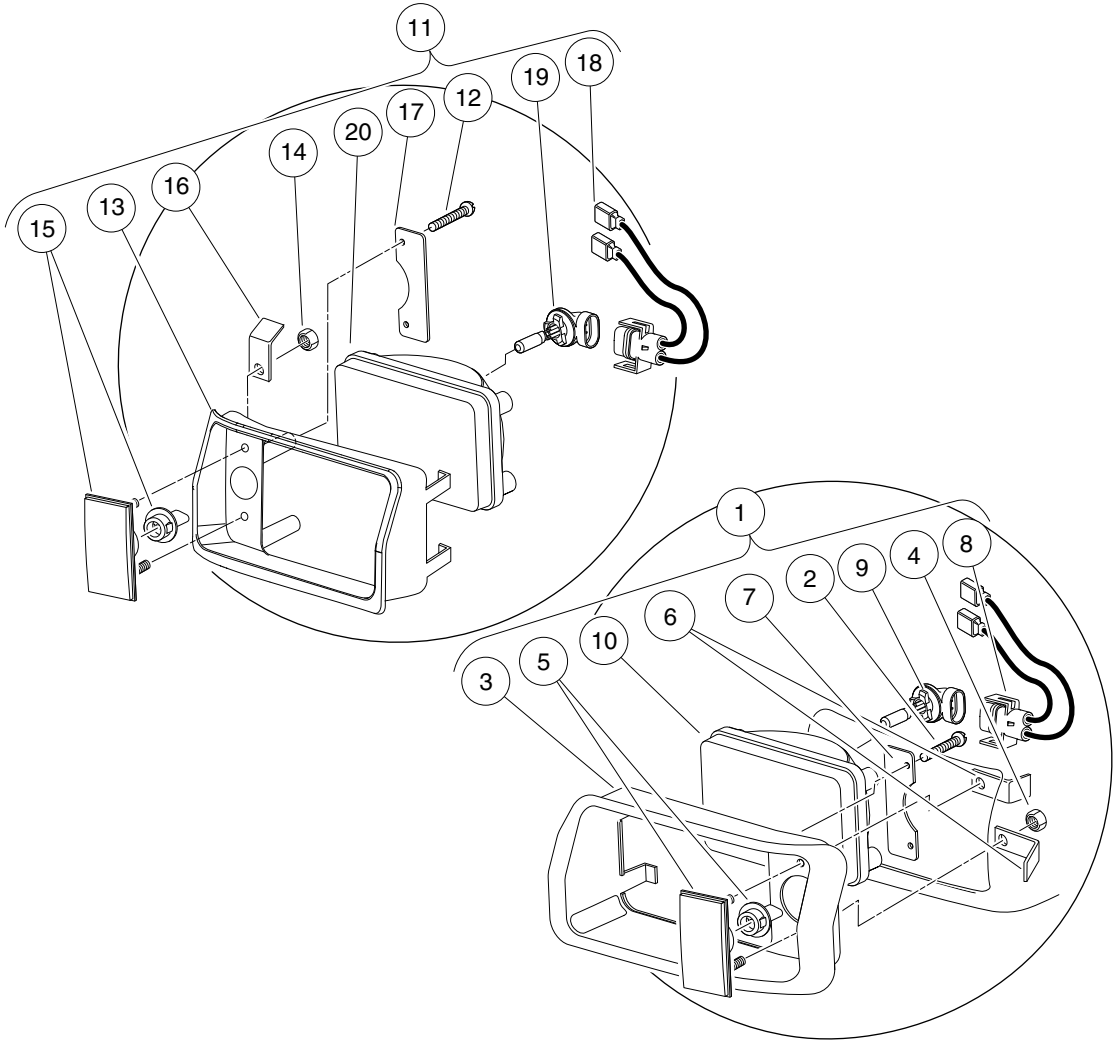
See previous two pages for illustration.

# WIRING – GASOLINE VEHICLE

ITEM	PART NO.	DESCRIPTION	QTY
1	102803001	1 2 3 4 Wire Harness, Gasoline Vehicle .....	1

6

G



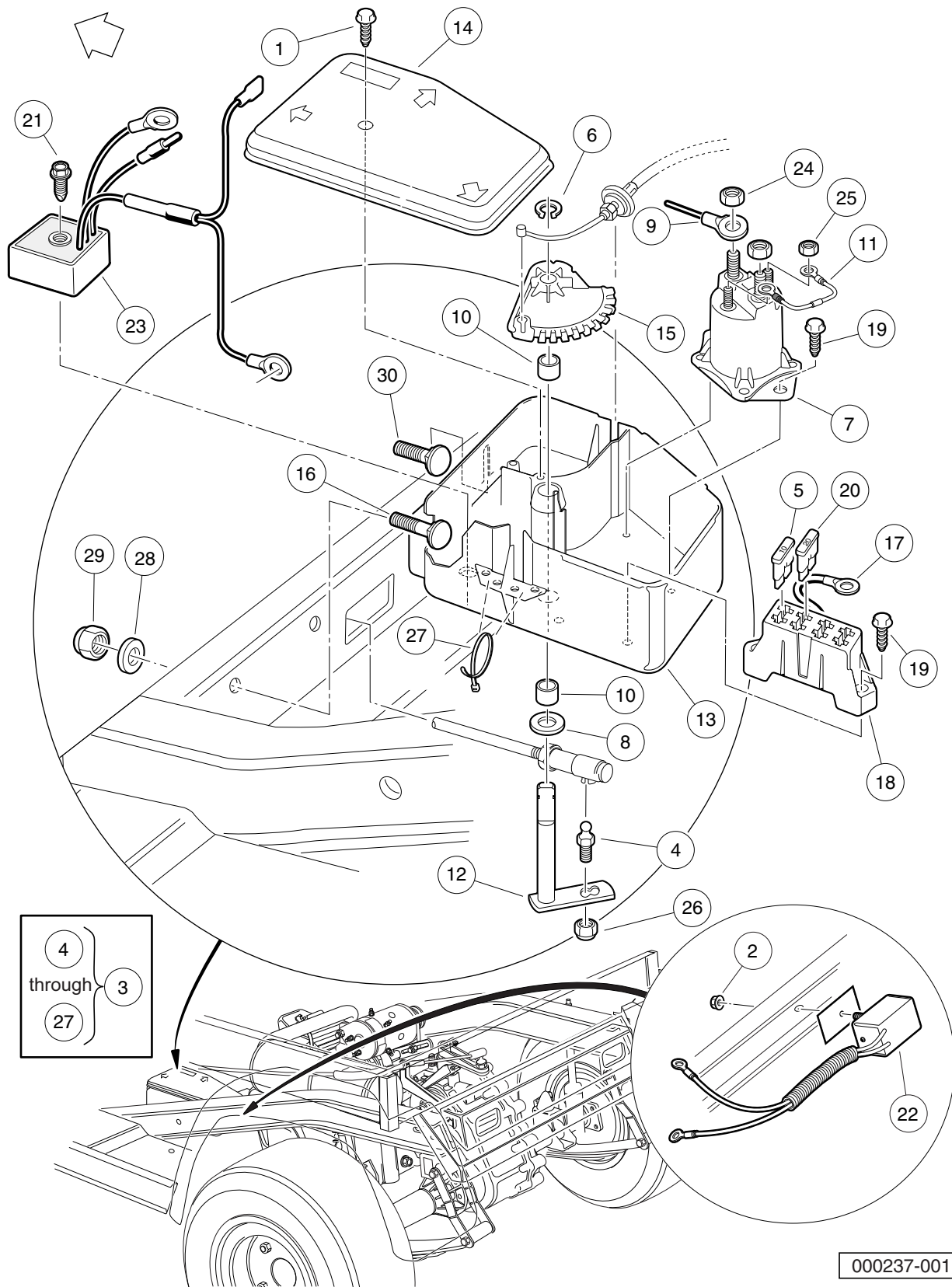
000073-001

# HEADLIGHTS

ITEM	PART NO.	DESCRIPTION	QTY
		<b>1 2 3 4</b>	
1	101988001	Headlight Assembly, Driver-Side Single Beam (includes items 2 through 10) .....	1
2	1013461	Screw, #10-16 Hex-Head Hi-Lo .....	2
3	1016880	Headlight Bezel, Left .....	1
4	1017	Nut, #10-24 Stainless-Steel Hex Machine .....	2
5	1017062	Turn Signal Lens Assy .....	1
6	1017064	Mounting Bracket .....	2
7	1017065	Retainer, Headlight .....	1
8	101987901	Connector Harness Assembly, Headlight .....	1
9	101988101	Bulb, Headlight .....	1
10	101988201	Lens, Headlight .....	1
11	101988002	Headlight Assy, Passenger-Side Single Beam (includes items 12 through 20) .....	1
12	1013461	Screw, #10-16 Hex-Head Hi-Lo .....	2
13	1016879	Headlight Bezel, Right .....	1
14	1017	Nut, #10-24 Stainless-Steel Hex Machine .....	2
15	1017062	Turn Signal Lens Assy .....	1
16	1017064	Mounting Bracket .....	2
17	1017065	Retainer, Headlight .....	1
18	101987901	Connector Harness Assembly, Headlight .....	1
19	101988101	Bulb, Headlight .....	1
20	101988201	Lens, Headlight .....	1

**6**  
**G**

**6**  
**G**



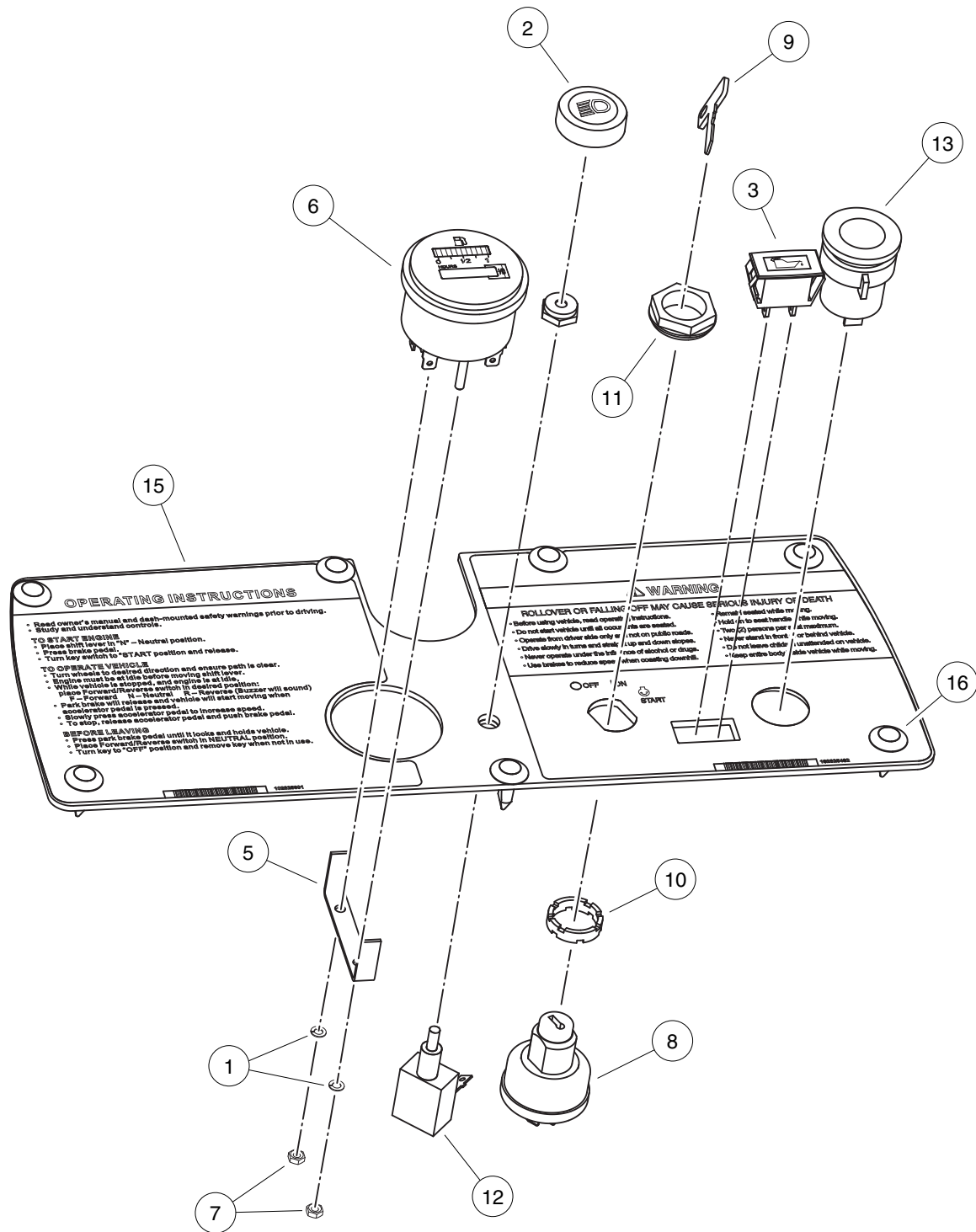
000237-001

## ELECTRICAL COMPONENT BOX – GASOLINE VEHICLE

ITEM	PART NO.	DESCRIPTION	QTY
		1 2 3 4	
1	1015752	Screw, #12-16 X 0.625 Hi-Lo .....	1
2	101963401	Locknut, 5/16-18 Hex Flange .....	1
3	N/A	Assembly, Electrical Component Box (includes items 4 through 27) .....	1
4	1010954	Stud, 1/4-28 X 0.560 Ball .....	1
5	1012295	Fuse, 10-Amp .....	1
6	1013589	Ring, 0.338" Internal Retaining .....	1
7	1013609	Solenoid, 12-Volt .....	1
8	1014065	Washer, 0.38" ID Delrin Flat .....	1
9	1014119	Wire Assembly #6 Red .....	1
10	1014145	Bushing, Secondary Weight, Split .....	2
11	1014948	Diode .....	1
12	1015345	Bell Crank and Shaft Assembly .....	1
13	1015371	Box, Electrical Component .....	1
14	1015372	Cover, Electric Box .....	1
15	1015373	Cam, Electric Box .....	1
16	1015405	Bolt, Carriage, 5/16-18 X 2.0 .....	1
17	1015737	Wire Assy, #10 Red .....	1
18	1015741	Fuse Block .....	1
19	1015752	Screw, #12-16 X 0.625 Hi-Lo .....	4
20	1016423	Fuse, 20-Amp .....	1
21	101856102	Screw, 1/4-15 X 1.50 Hi-lo Hex .....	1
22	102264001	Diode Assembly .....	1
23	102711201	Voltage Regulator .....	1
24	1242	Nut, 5/16-18 Hex .....	2
25	7893	Nut, #10-32 Hex .....	2
26	8717	Locknut, 1/4-28 Nylon Insert .....	1
27	8990	Tie Wrap, 8" Nylon .....	2
28	1241	Washer, 5/16 Type A Flat .....	2
29	7473	Locknut, 5/16-18 Nylon Insert .....	2
30	7818	Bolt, Carriage, 5/16-18 X 1.5 .....	1

**6**

**G**



000232-001

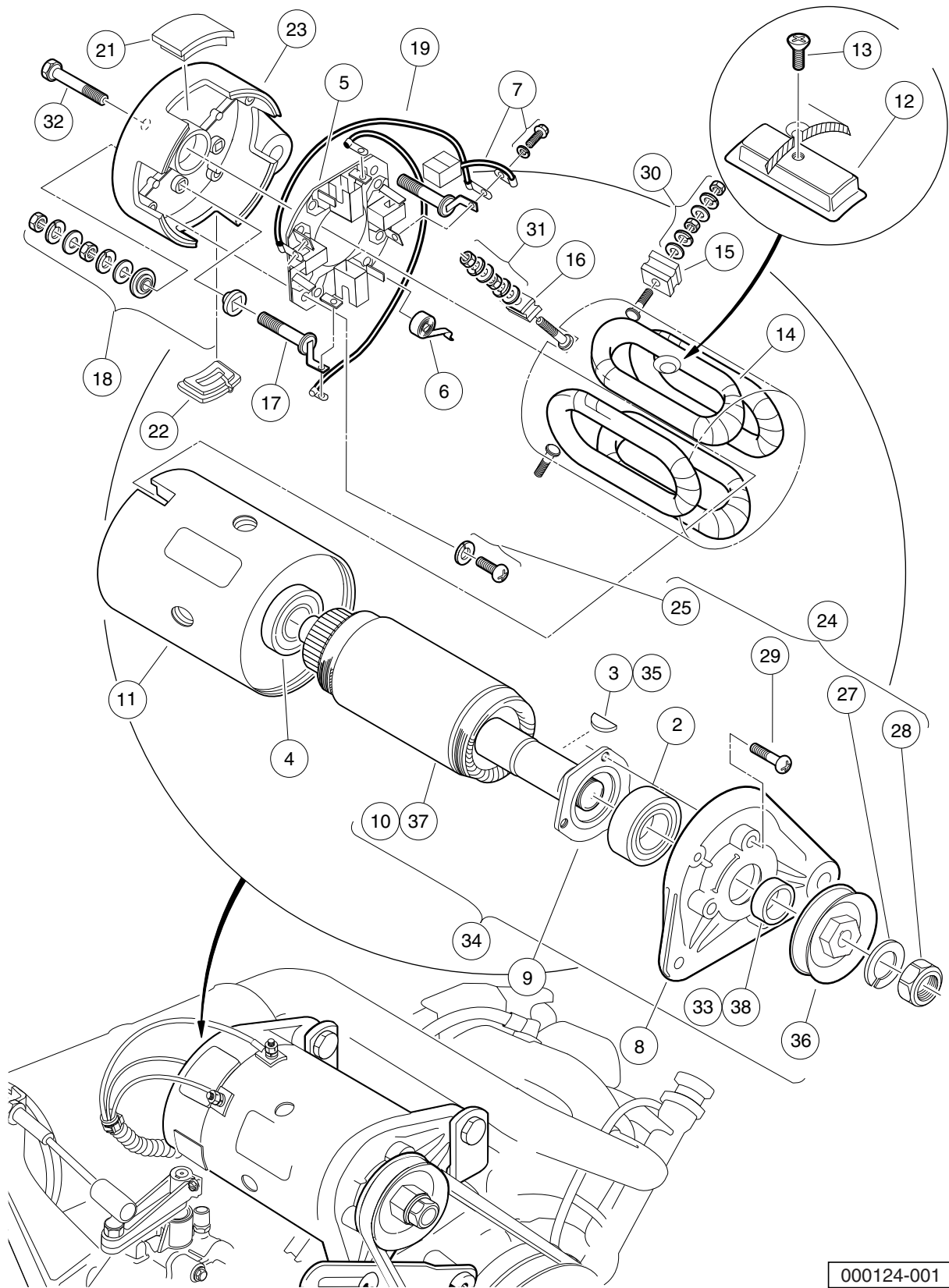


# ELECTRICAL COMPONENTS, FRONT BODY – GASOLINE VEHICLE

ITEM	PART NO.	DESCRIPTION	QTY
		1 2 3 4	
1	1012986	Lockwasher, M4 .....	2
2	1013857	Knob, Light Switch .....	1
3	1016630	Light, Oil .....	1
4	101990703	Gauge, Fuel/Hour, with Bracket (includes items 5 and 6) .....	1
5	102025901	Bracket, Fuel Gauge/Hour Meter .....	1
6	N/A	Gauge, Fuel/Hour .....	1
7	101991101	Nut, M4-0.7 .....	2
8	102044702	Key Switch 12v Key Start .....	1
9	102044801	Key Set .....	1
10	102051601	Spacer, Keyswitch .....	1
11	102051701	Nut, Key Switch .....	1
12	102051901	Switch, Light .....	1
13	102198001	Receptacle, Accessory .....	1
14	102804501	Panel, Instrument .....	1
15	102804502	Panel, Instrument (with 12-Volt Accessory Outlet Cutout) .....	1
16	102967901	Rivet, Removable, Tuflok 1/4" .....	7

**6**  
**G**

**6**  
**G**



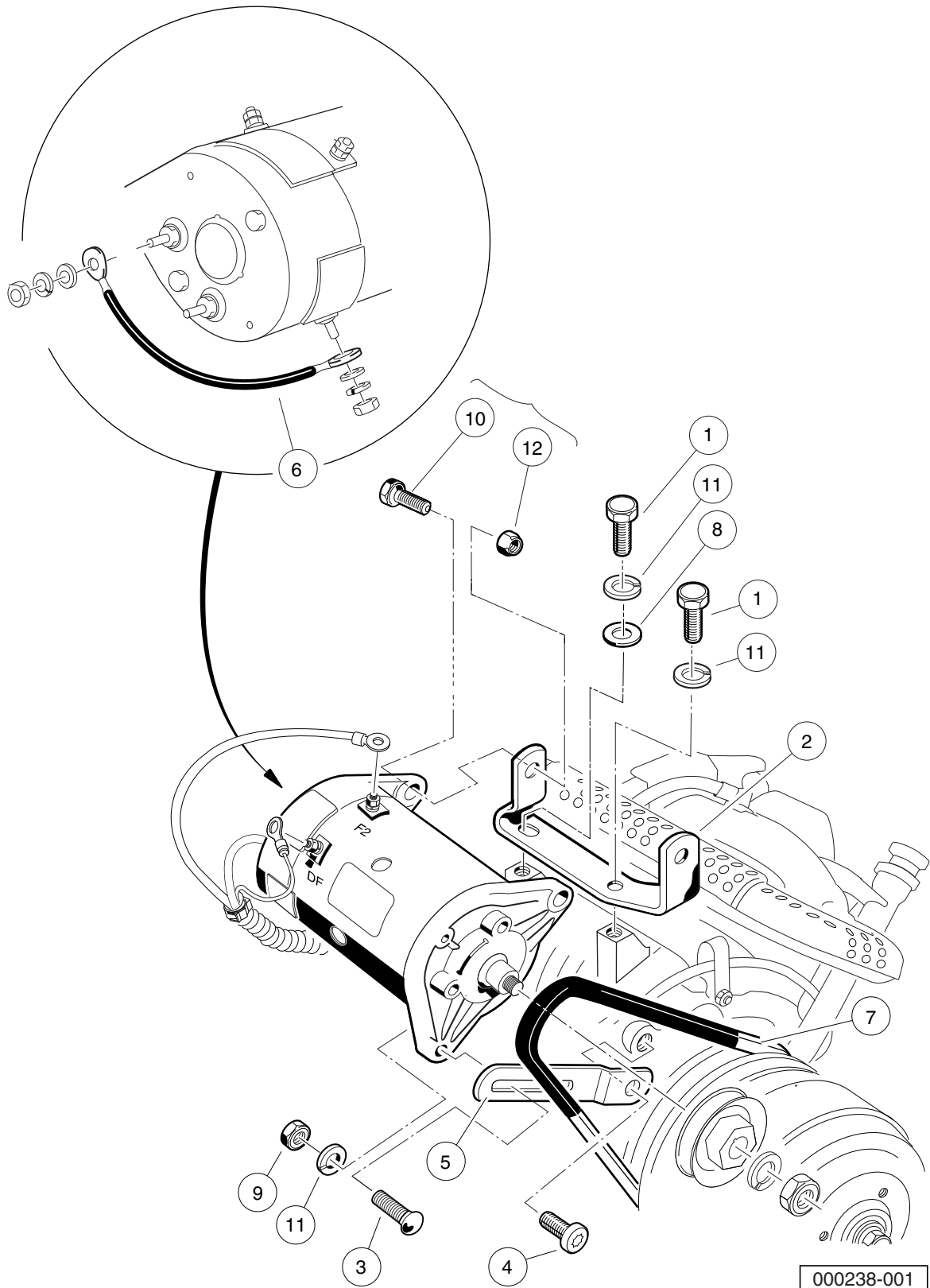
000124-001

# STARTER/GENERATOR ASSEMBLY MODEL G425419 – GASOLINE VEHICLES

ITEM	PART NO.	DESCRIPTION	QTY
		1 2 3 4	
1	101833701	Starter/Generator (cw) (includes items 2 through 33) .....	1
2	1013001	Bearing, Output Shaft Ball .....	1
3	1013003	Key, Starter/Generator .....	1
4	1013005	Bearing, Ball .....	1
5	101301102	Brush Holder Assembly (cw) (includes item 6) .....	1
6	101878101	Brush Spring Set .....	4
7	101869302	Brush and Screw Set (cw) .....	1
8	101874901	Front Bracket .....	1
9	101875001	Retainer .....	1
10	101875101	Armature .....	1
11	101875201	Field Coil Housing .....	1
12	101875301	Pole Set .....	1
13	101875401	Screw Set .....	1
14	101875501	Field Stator Coil Assembly .....	1
15	101875601	F Insulator Set .....	2
16	101875701	DF Insulator .....	1
17	101875802	A Connector (cw) .....	1
18	101876001	Screw and Mold Assembly .....	2
19	101876202	Brush Connector Assembly (cw) .....	2
20	101876301	Cover Set (includes items 21 and 22) .....	1
21	1012991	Brush Inspection Port Cover .....	3
22	1017653	Brush Port Cover w/Drain .....	1
23	101876402	Rear Bracket (cw) .....	1
24	101876501	Nut and Screw Set (includes items 25 through 29) .....	1
25	101896501	Brush Holder Asm Screw .....	2
26	N/A	Washer, M5 Flat .....	1
27	N/A	Washer, M14 Lock .....	1
28	N/A	Nut, Hex, M14 x 2 .....	1
29	N/A	Screw, M5 x 0.8 x 18mm .....	3
30	101877601	Nut and Washer Set .....	2
31	101877701	Nut and Washer Set .....	1
32	101879001	Through Bolt Set .....	2
33	101939901	Spacer .....	1
34	101875102	Armature Asm Conversion Kit (includes items 35 through 38) .....	1
35	1013003	Key, Starter/Generator .....	1
36	1014289	Pulley, Starter/Generator .....	1
37	101875101	Armature .....	1
38	101939901	Spacer .....	1
Note: Item 36 will ONLY fit Model G425419 Starter/Generator.			

**6**  
**G**

**6**  
**G**

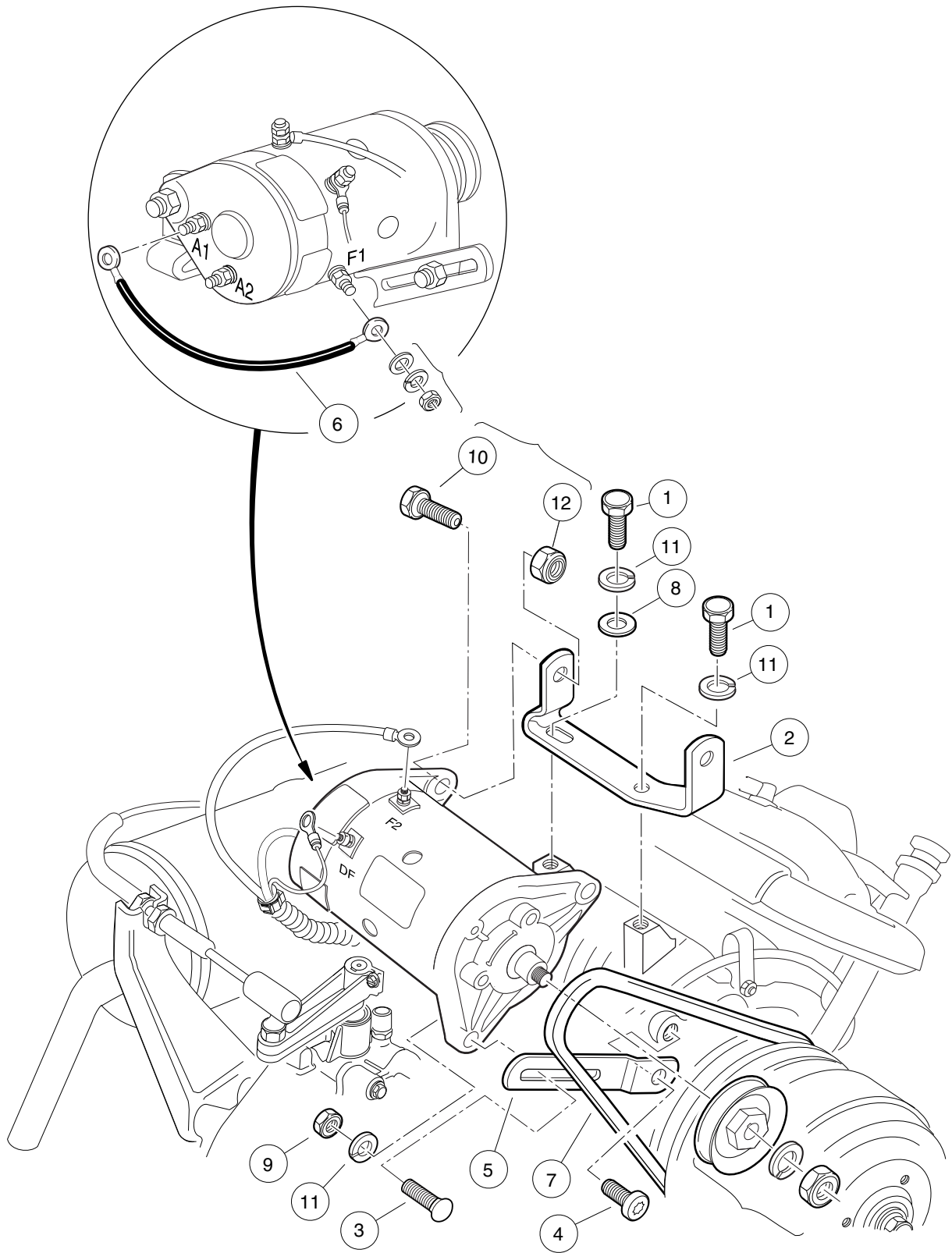


# FE290 STARTER/GENERATOR MOUNTING – GASOLINE VEHICLE

ITEM	PART NO.	DESCRIPTION	QTY
		<b>1 2 3 4</b>	
1	1012830	Screw, M8-1.25 X 22 Hex-Head .....	2
2	101524001	Bracket, Starter/Generator Mounting (FE290) .....	1
3	1015932	Bolt, Carriage, 5/16-18 .....	1
4	1016074	Screw, M8-1.25 X 18mm Torx .....	1
5	1016883	Bracket, Starter/Generator Adjustment .....	1
6	101837301	Wire Assy, #6 Green .....	1
7	101916701	V-Belt .....	1
8	1241	Washer, 5/16 Type A Flat .....	1
9	1242	Nut, 5/16-18 Hex .....	1
10	705	Screw, Cap-hex Hd 3/8-16x1.25 .....	2
11	7174	Lockwasher, 5/16 Split .....	3
12	8754	Locknut, 3/8-16 Hex .....	2

**6**  
**G**

**6**  
**G**



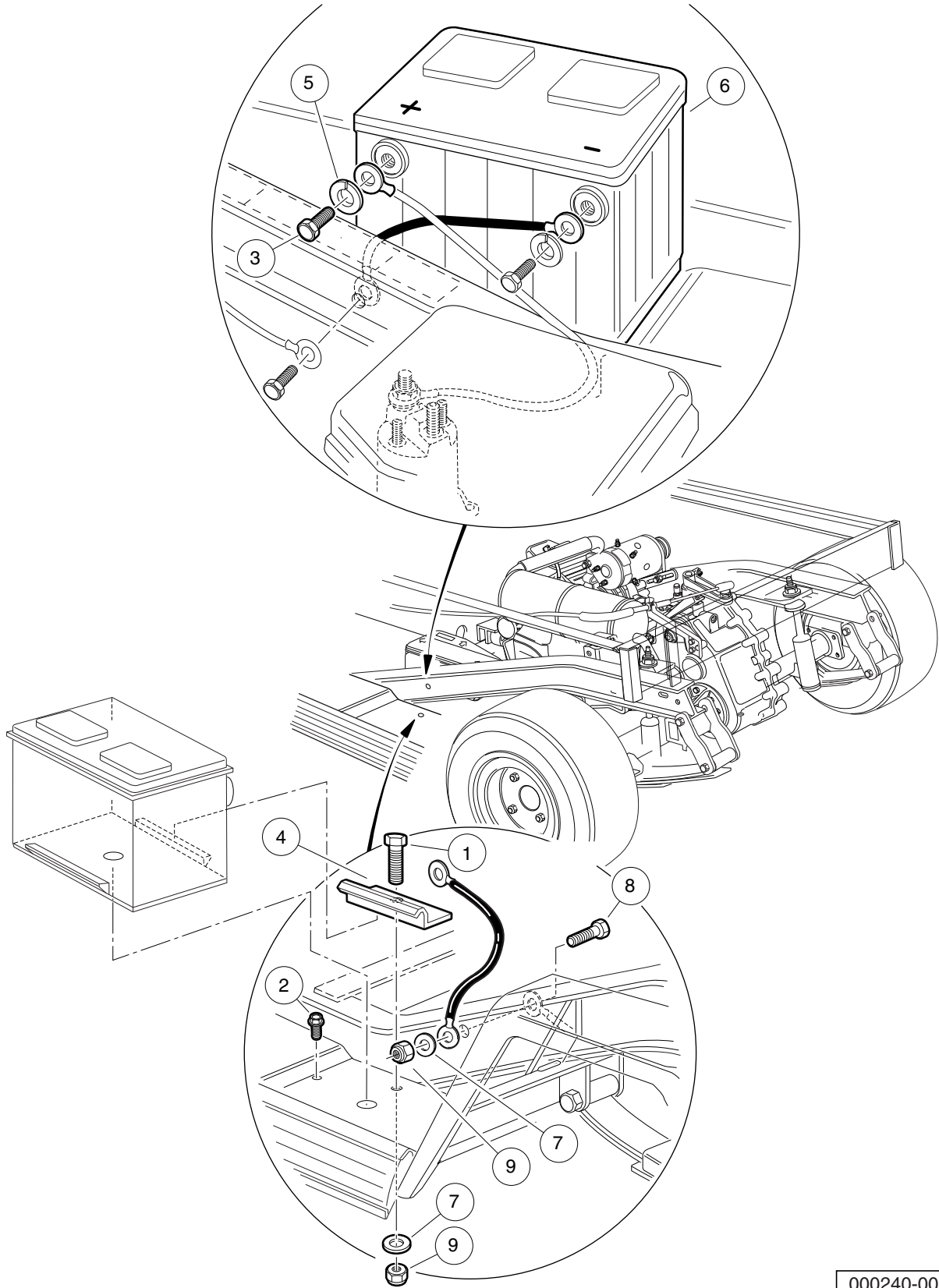
000239-001

# FE350 STARTER/GENERATOR MOUNTING – GASOLINE VEHICLES

ITEM	PART NO.	DESCRIPTION	QTY
		1 2 3 4	
1	1012830	Screw, M8-125 X 22 Hex-Head .....	2
2	101524002	Bracket, Starter/Generator Mounting .....	1
3	1015932	Bolt, Carriage, 5/16-18 .....	1
4	1016074	Screw, M8-1.25 X 18mm Torx .....	1
5	1016883	Bracket, Starter/Generator Adjustment .....	1
6	101837301	Wire Assy, #6 Green .....	1
7	101916701	V-Belt .....	1
8	1241	Washer, 5/16 Type A Flat .....	1
9	1242	Nut, 5/16-18 Hex .....	1
10	705	Screw, Cap-hex Hd 3/8-16x1.25 .....	2
11	7174	Lockwasher, 5/16 Split .....	3
12	8754	Locknut, 3/8-16 Hex .....	2

**6**  
**G**

**6**  
**G**



000240-001



## BATTERY – GASOLINE VEHICLE

ITEM	PART NO.	DESCRIPTION	QTY
		1 2 3 4	
1	1010934	Screw, 5/16-18 X 1.00 Hex Cap .....	1
2	1014288	Screw, 5/16-18 X 0.75 Thread-Forming .....	1
3	1014375	Screw, 3/8-16 X 0.50 Stainless Steel Hex-Head .....	2
4	101898001	Clamp, Battery .....	1
5	102355301	Lockwasher, #10 Split Ss .....	2
6	N/A	Battery, Start, 12v .....	1
7	1241	Washer, 5/16 Type A Flat .....	2
8	7173	Screw, 5/16-18 X 0.75 Hex-Head Cap .....	1
9	7473	Locknut, 5/16-18 Nylon Insert .....	2

6

G

6

G

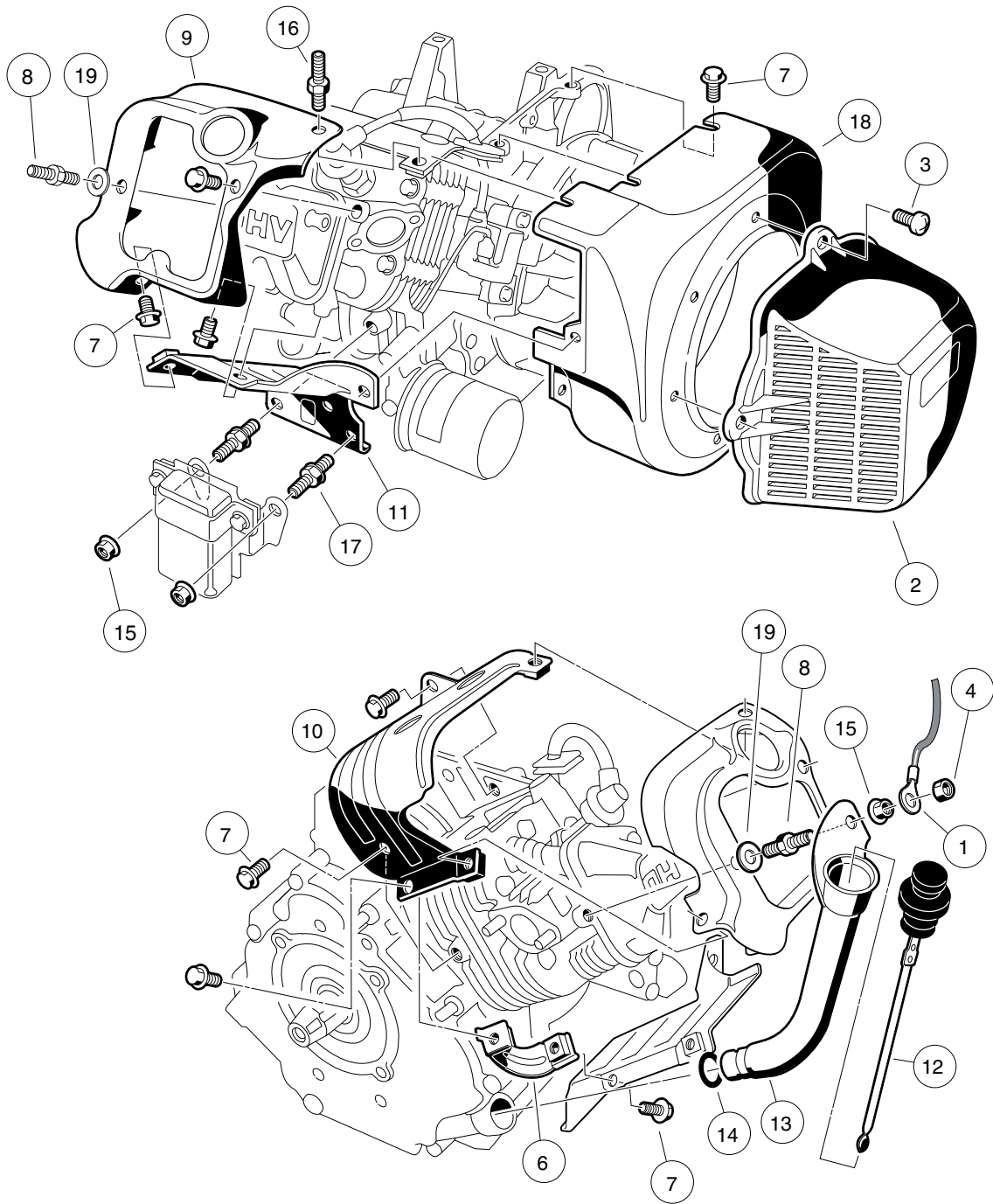
# FE290 ENGINE

---

7

G

**7**  
**G**

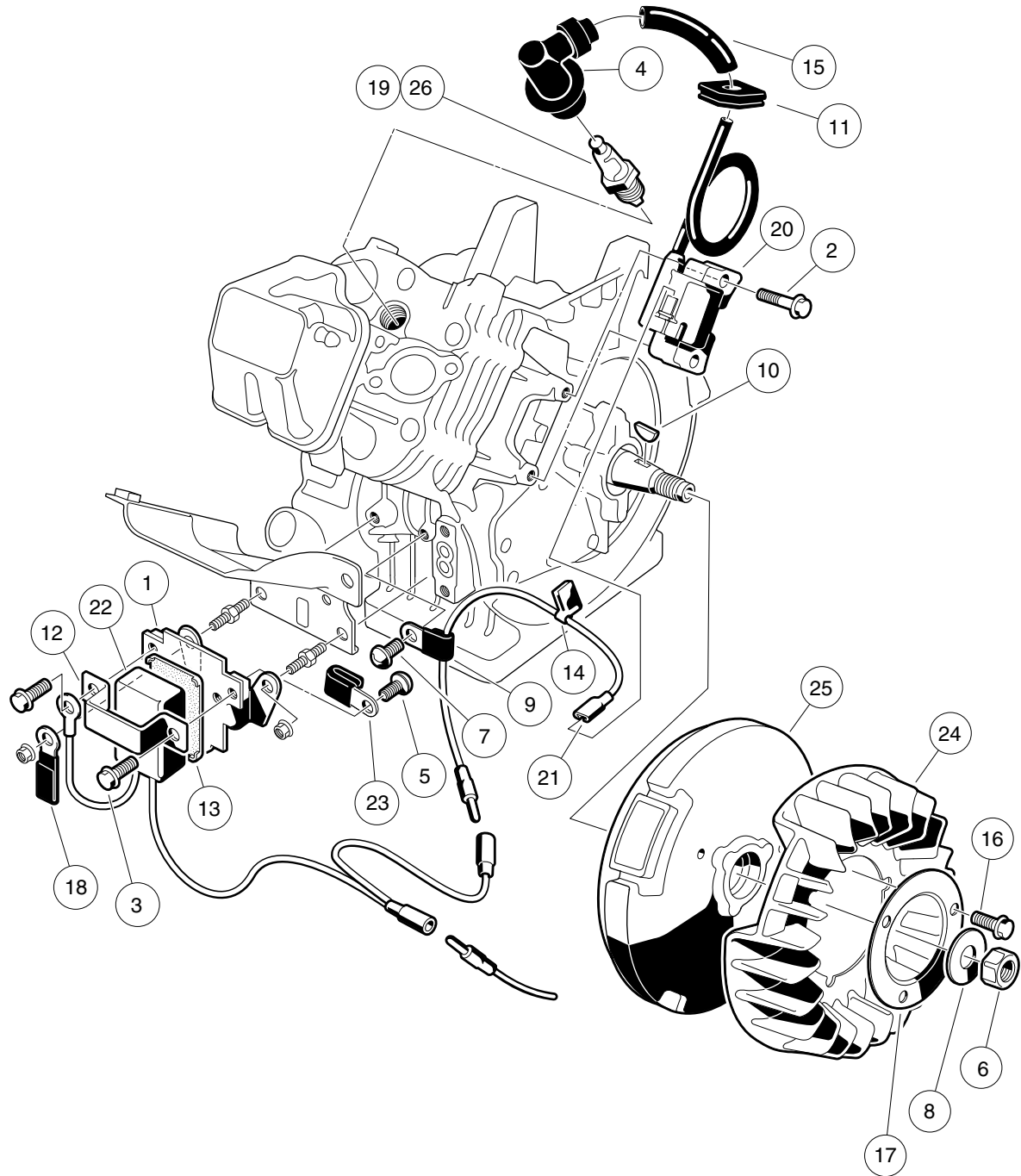


000194-001

## FE290 ENGINE – SHROUDS AND BRACKETS

ITEM	PART NO.	DESCRIPTION	QTY
		1 2 3 4	
1	1015332	Wire Assembly, #10, Uninsulated .....	1
2	1015649	Shroud, Fan .....	1
3	1015969	Screw, M6-1.00 X 10mm Pan Hd .....	4
4	101887601	Locknut, M6-1.00 Nylon Insert .....	1
5	101953901	Engine, FE290 (cw) * (includes items 6 through 19) .....	1
6	1016443	Bracket .....	1
7	1016456	Bolt, Flange Head, M6 x 1 x 12 mm .....	15
8	1016507	Bolt, Two-Ended .....	1
9	1016524	Shroud, Engine, FE290D .....	1
10	1016525	Shroud, Engine, FE290D .....	1
11	1016526	Shroud, Engine, FE290D .....	1
12	1016531	Dipstick .....	1
13	1016536	Tube, Oil Filler, FE290D .....	1
14	1016539	O-Ring .....	1
15	1016547	Nut, M6 Flange .....	3
16	1017221	Screw, M6-1.00 Stud .....	1
17	101909701	Stud, M6-1.00, Two-Ended .....	2
18	101915601	Housing, FE290 Fan .....	1
19	N/A	Washer, 6 mm Flat .....	1
		* Note: FE290 engine component listings span several pages.	

**7**  
**G**



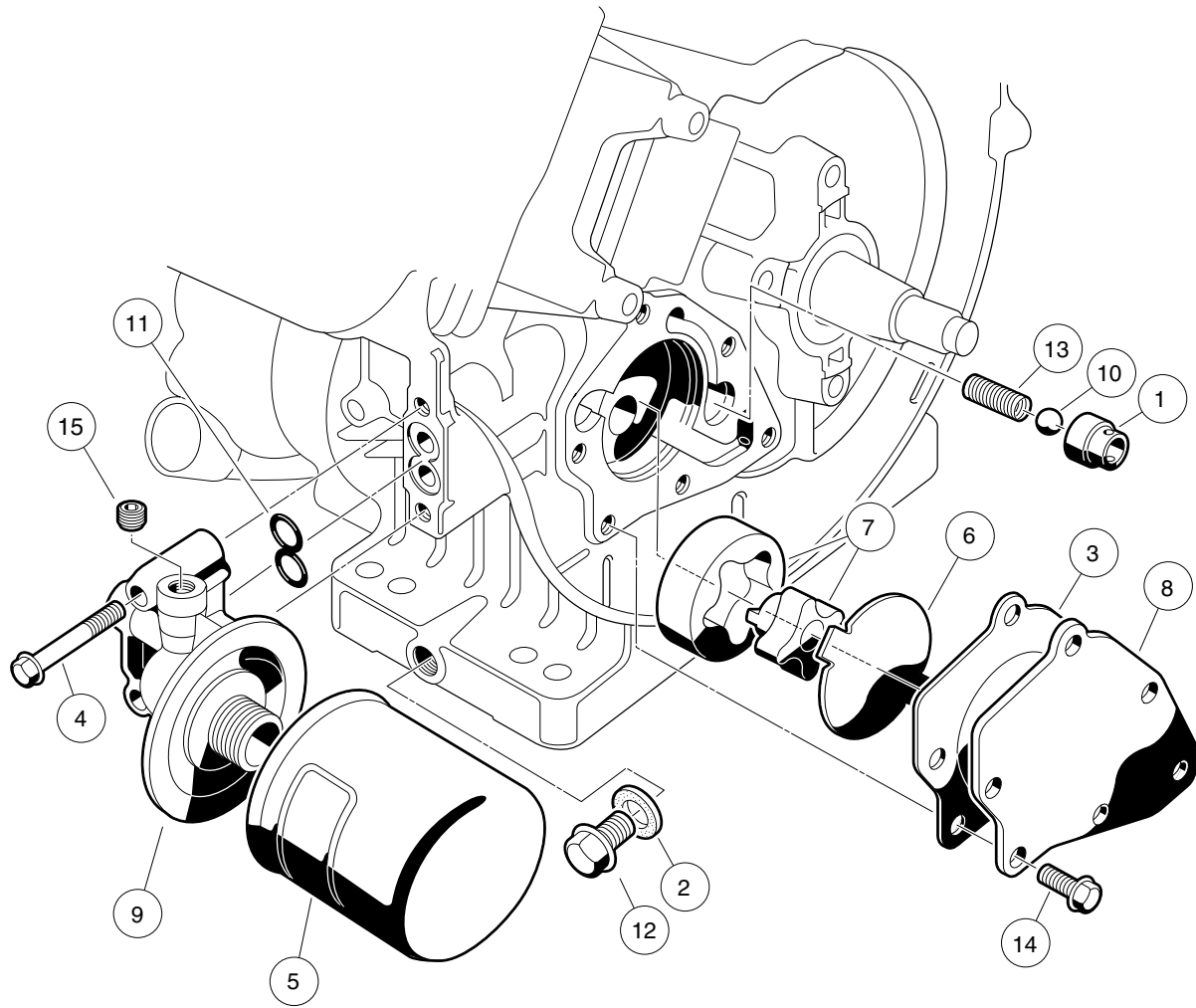
000195-001

# FE290 ENGINE – IGNITION COMPONENTS AND FLYWHEEL

ITEM	PART NO.	DESCRIPTION	QTY
		1 2 3 4	
1	1016445	Bracket, RPM Limiter .....	1
2	1016455	Bolt, Flange Head .....	2
3	1016456	Bolt, Flange Head, M6 x 1 x 12 mm .....	2
4	1016493	Cap, Spark Plug .....	1
5	1016497	Screw, Pan WP Cross .....	1
6	1016505	Nut, Hex, Fine .....	1
7	1016544	Screw .....	1
8	1016548	Washer, M16 Flat .....	1
9	1016561	Clamp .....	1
10	1016562	Key .....	1
11	1016578	Ignition, Grommet .....	1
12	1016579	Band, RPM Limiter Mount .....	1
13	1016586	Damper, RPM Limiter .....	1
14	1016587	Clamp .....	1
15	1016588	Tube, 7mm X 10mm X 70mm .....	1
16	1017448	Bolt, Flanged .....	3
17	1017455	Plate, Flywheel Fan .....	1
18	1017468	Clamp .....	1
19	101881101	Spark Plug, OHV (Autolite) .....	1
20	101909201	Coil, Ignition .....	1
21	101909301	Lead Wire Assy .....	1
22	101909401	Limiter, RPM .....	1
23	101909501	Clamp, Steel .....	1
24	101915801	Fan, FE290 (cw) .....	1
25	101929301	Flywheel, Complete .....	1
26	AM10724	Spark Plug, OHV (NGK) .....	1

**7**

**G**



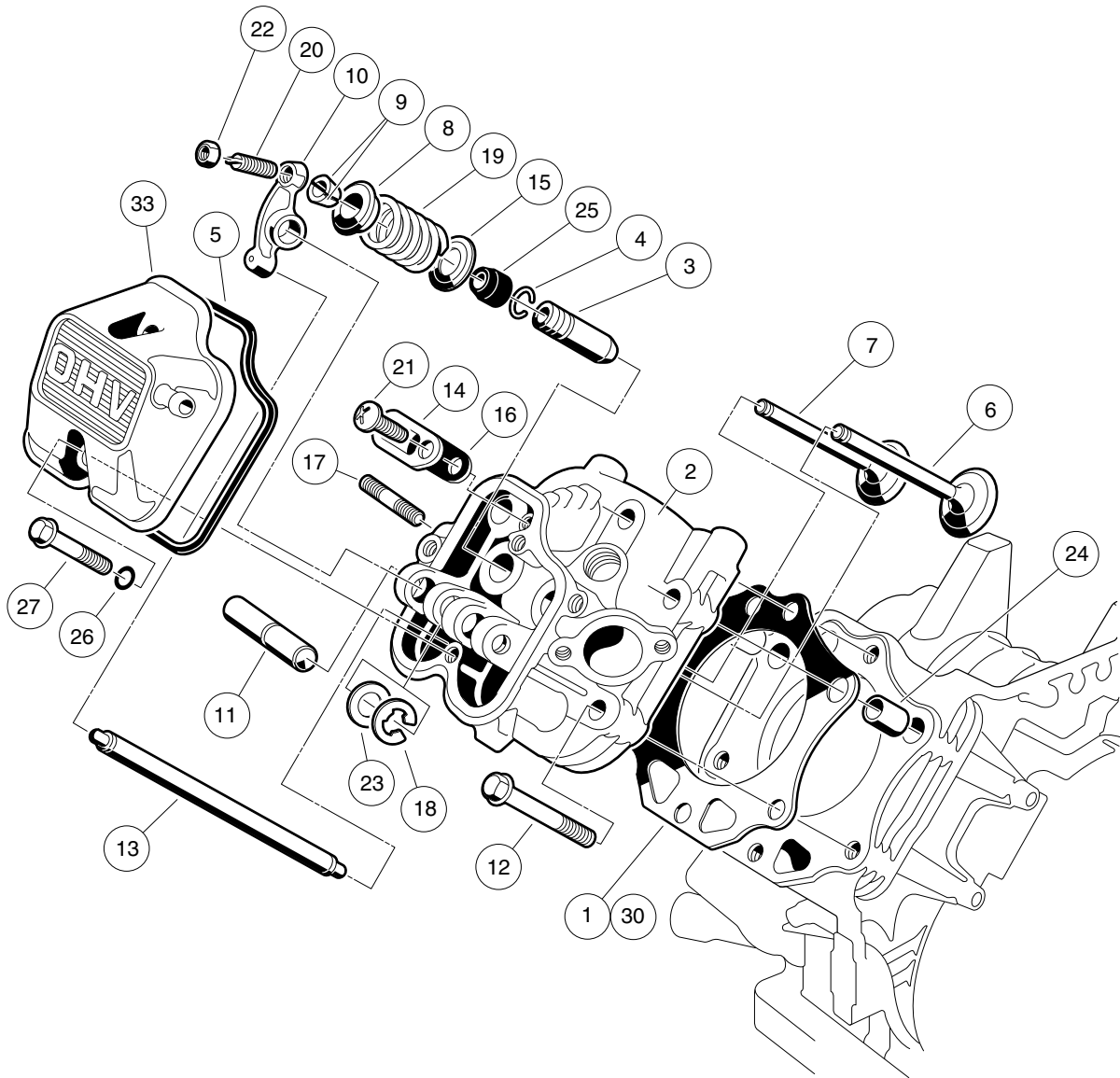
000196-001



## FE290 ENGINE – OIL CIRCULATION

ITEM	PART NO.	DESCRIPTION	QTY
		1 2 3 4	
1	1016429	Seat, Value Oil Press Relief .....	1
2	1016432	Gasket, Drain Plug .....	1
3	1016435	Gasket, Oil Pump .....	1
4	1016457	Bolt, Flange Head .....	2
5	1016467	Filter, Oil .....	1
6	1016473	Plate, Oil Pump .....	1
7	101648203	Oil Pump And Rotor .....	1
8	1016484	Cover, Pump .....	1
9	1016502	Bracket, Oil Filter Mount .....	1
10	1016537	Ball, Steel, Press, Relief .....	1
11	1016570	O-Ring .....	1
12	1016576	Plug, Drain .....	1
13	1016581	Spring .....	1
14	1017456	Bolt, Flanged .....	6
15	1017507	Plug .....	2

7  
G



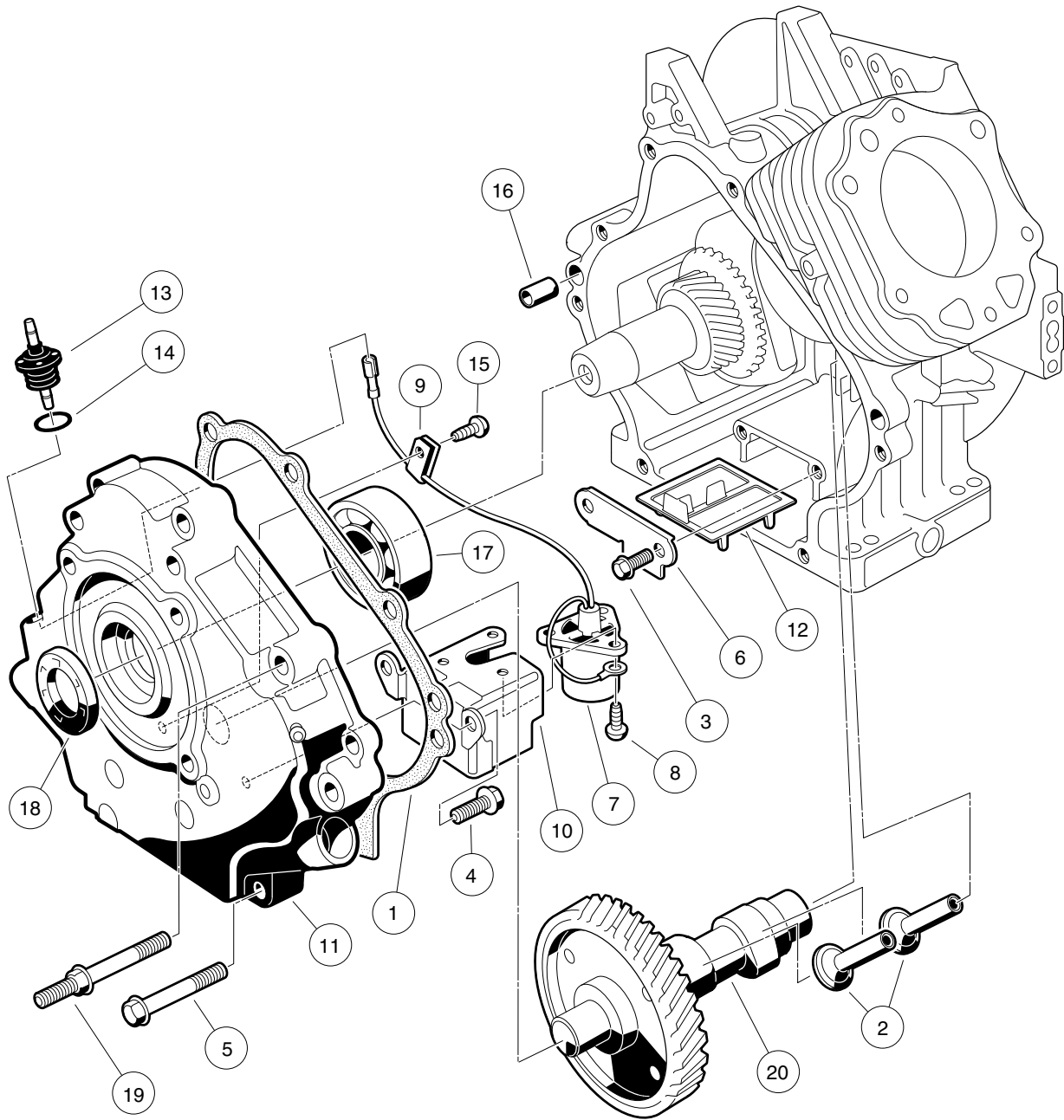
000197-001

## FE290 ENGINE – CYLINDER HEAD

ITEM	PART NO.	DESCRIPTION	QTY
		1 2 3 4	
1	1016430	Gasket, Head, FE290 .....	1
2	1016431	Head Assembly, FE290 Cylinder (includes items 3 and 4) .....	1
3	1016519	Guide, Valve .....	2
4	1016560	Snap Ring .....	2
5	1016436	Gasket, Rocker Case .....	1
6	1016447	Valve, Intake .....	1
7	1016448	Valve, Exhaust .....	1
8	1016449	Retainer, Valve Spring .....	2
9	1016450	Collet .....	4
10	1016451	Arm, Rocker .....	2
11	1016452	Shaft, Rocker .....	1
12	1016458	Bolt, Flange Head, M8 x 1.25 x 45 mm .....	6
13	1016471	Rod, Push .....	2
14	1016474	Plate .....	1
15	1016479	Seat, Spring .....	2
16	1016483	Valve .....	1
17	1016489	Stud, Two-Ended, M8-1.25 .....	2
18	1016517	Circlip, Type-E .....	1
19	1016523	Spring, Engine Valve .....	2
20	1016542	Screw .....	2
21	1016544	Screw .....	1
22	1016545	Nut .....	2
23	1016549	Washer, 12.1x19x1.8 .....	1
24	1016563	Pin .....	2
25	1016566	Seal, Oil .....	2
26	1016569	O-Ring .....	2
27	1016583	Bolt, 6x35 .....	2
28	102304701	Kit, Gasket, FE290 (includes items 29 through 32) .....	1
29	1015330	Gasket, Exhaust .....	1
30	1016430	Gasket, Head, FE290 .....	1
31	1016440	Gasket, Engine to Insulator .....	1
32	1016446	Gasket, Crankcase Cover .....	1
33	102753401	Case, Rocker .....	1

**7**

**G**

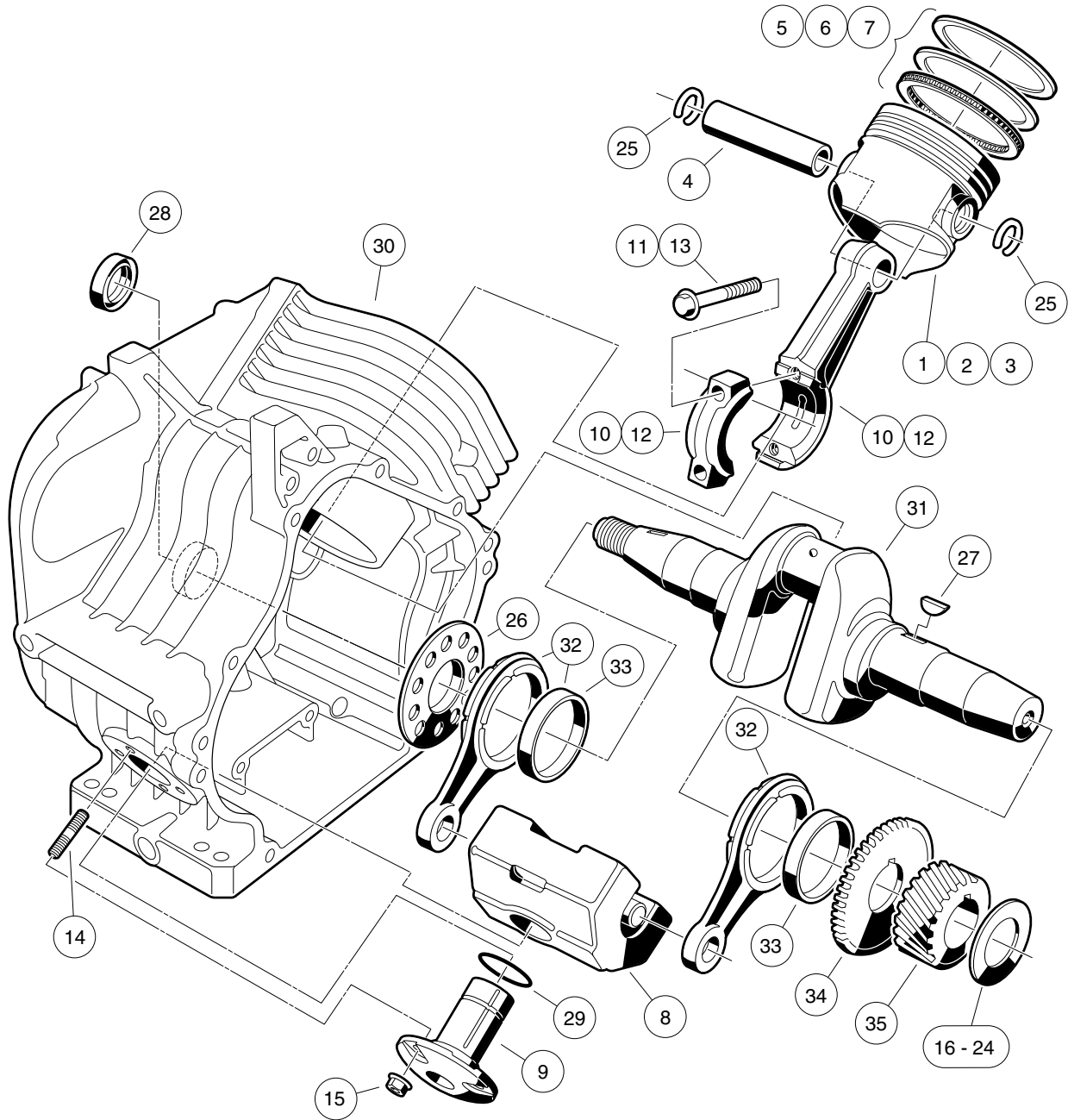


000198-001

# FE290 ENGINE – CRANKCASE, CAMSHAFT, AND OIL SENSOR

ITEM	PART NO.	DESCRIPTION	QTY
		1 2 3 4	
1	1016446	Gasket, Crankcase Cover .....	1
2	1016453	Tappet .....	2
3	1016454	Bolt, Flange Head, M5 x 0.8 x 8 mm .....	2
4	1016456	Bolt, Flange Head, M6 x 1 x 12 mm .....	2
5	1016458	Bolt, Flange Head, M8 x 1.25 x 45 mm .....	6
6	1016472	Plate, Oil Filter Screen .....	1
7	1016494	Sensor, Oil Level .....	1
8	1016496	Screw, Cross Pan-Head, M4 x 0.7 x 8 mm .....	3
9	1016506	Clamp .....	1
10	1016510	Bracket, Switch, Oil Level .....	1
11	1016520	Cover, Crankcase .....	1
12	1016521	Screen, Oil Filter .....	1
13	1016535	Connector, Cord .....	1
14	1016538	O-Ring .....	1
15	1016544	Screw .....	1
16	1016564	Pin .....	2
17	1016565	Bearing, Ball .....	1
18	1016567	Seal, Crankshaft .....	1
19	1016584	Bolt, Two-Ended, M8 x 1.25 x 69 mm .....	2
20	101915401	Camshaft Complete, FE290 .....	1

**7**  
**G**



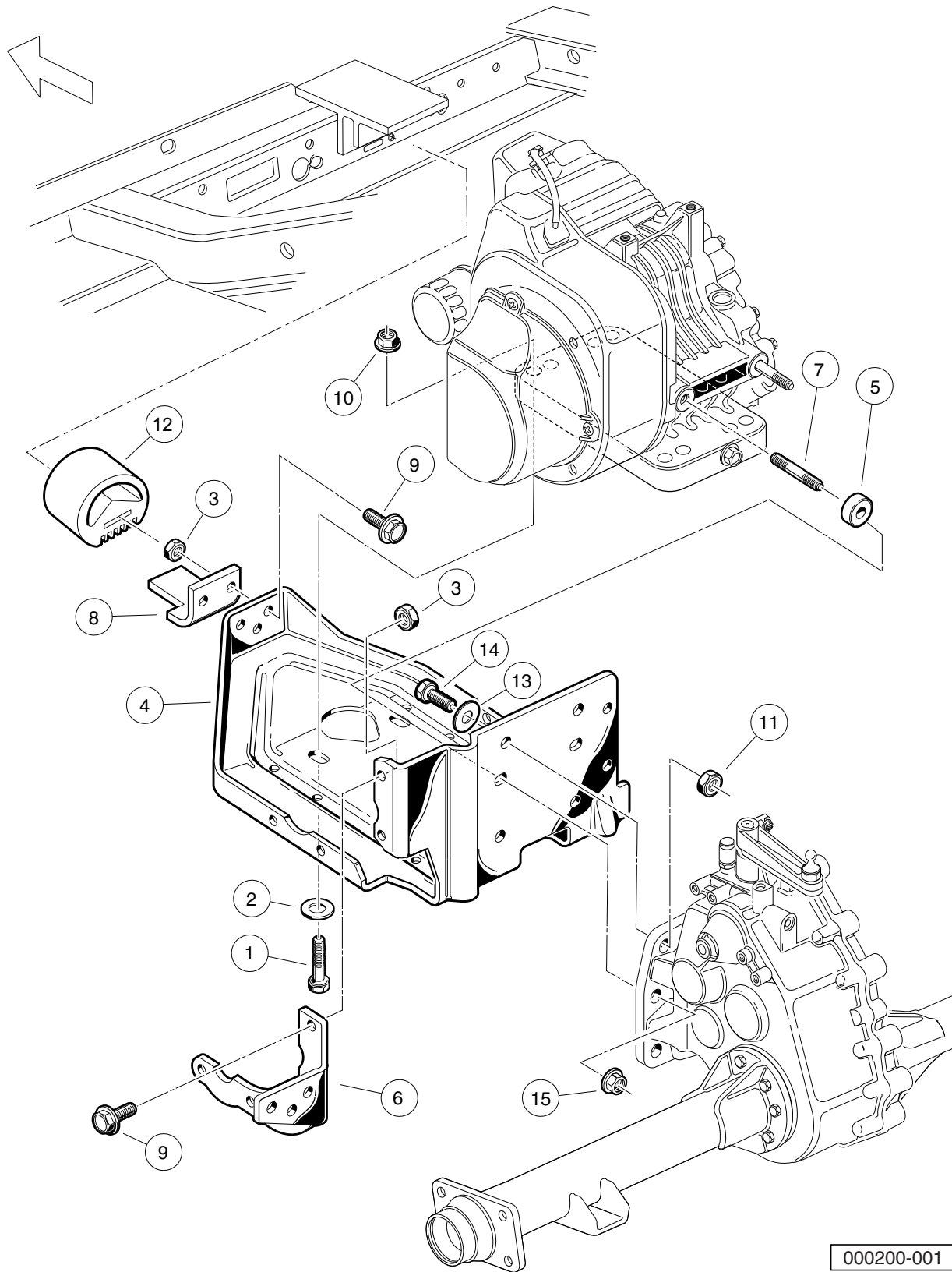
000199-001

## FE290 ENGINE – CRANKCASE AND CRANKSHAFT

ITEM	PART NO.	DESCRIPTION	QTY
		1 2 3 4	
1	101645901	Piston .....	1
2	101645902	Piston, Engine 0.25 mm Over .....	1
3	101645903	Piston, Engine 0.50 mm Over .....	1
4	1016460	Pin, Piston .....	1
5	101646101	Ring Set, Piston .....	1
6	101646102	Ring Set, Piston 0.25 mm Over .....	1
7	101646103	Ring Set, Piston 0.50 mm Over .....	1
8	1016469	Weight, Counterbalance .....	1
9	1016470	Shaft, Guide, Counterbalance .....	1
10	101647501	Rod Assembly (includes item 11) .....	1
11	1016509	Bolt .....	2
12	101647502	Rod Assembly, Connecting 0.50 mm Under (includes item 13) .....	1
13	1016509	Bolt .....	2
14	1016541	Stud, 6x14 .....	4
15	1016547	Nut, M6 Flange .....	4
16	101655001	Shim, Crankshaft T=1.13 .....	1
17	101655002	Shim, Crankshaft T=1.18 .....	1
18	101655003	Shim, Crankshaft T=1.23 .....	1
19	101655004	Shim, Crankshaft T=1.28 .....	1
20	101655005	Shim, Crankshaft T=1.33 .....	1
21	101655006	Shim, Crankshaft T=1.38 .....	1
22	101655007	Shim, Crankshaft T=1.43 .....	1
23	101655008	Shim, Crankshaft T=1.48 .....	1
24	101655009	Shim, Crankshaft T=1.53 .....	1
25	1016558	Ring, Snap .....	2
26	1016559	Spacer .....	1
27	1016562	Key .....	1
28	1016568	Seal, Oil .....	1
29	1016571	O-Ring .....	1
30	101915501	Crankcase Complete, FE290 (cw) .....	1
31	101922301	Crankshaft, FE290 Left-Hand Thread (includes items 32 through 35) .....	1
32	1016516	Rod (includes item 33) .....	2
33	1016580	Bearing, Plane .....	1
34	1016532	Gear, Spur .....	1
35	1016533	Gear, Helical .....	1

**7**  
**G**

**7**  
**G**



000200-001



# FE290 ENGINE MOUNTING

ITEM	PART NO.	DESCRIPTION	QTY
		1 2 3 4	
1	1010577	Bolt, Hex-Head, 5/16-18 X 1.50 .....	4
2	1012571	Washer, 5/16 Extra Thick Flat .....	4
3	1013924	Nut, 5/16-24 Hex Head Cone .....	6
4	101827101	Plate, Engine Mounting .....	1
5	101832101	Spacer, Powdered Metal .....	2
6	101832701	Stiffener (Flywheel Side) .....	1
7	101833201	Stud, M8-1.25 X 60mm Two-Ended .....	2
8	101834601	Snubber Bracket .....	1
9	101884801	Screw, 5/16-24 X 0.875 Grade-8 .....	6
10	101963401	Locknut, 5/16-18 Hex Flange .....	4
11	102065901	Locknut, 3/8-16 Flanged Dimple .....	4
12	102540301	Inner Frame Snubber .....	1
13	334	Washer, 3/8 Type A Flat .....	4
14	705	Screw, Cap-hex Hd 3/8-16x1.25 .....	4
15	96704416	Nut Flg, M8 X 1.25 Serrated .....	2

7

G

7

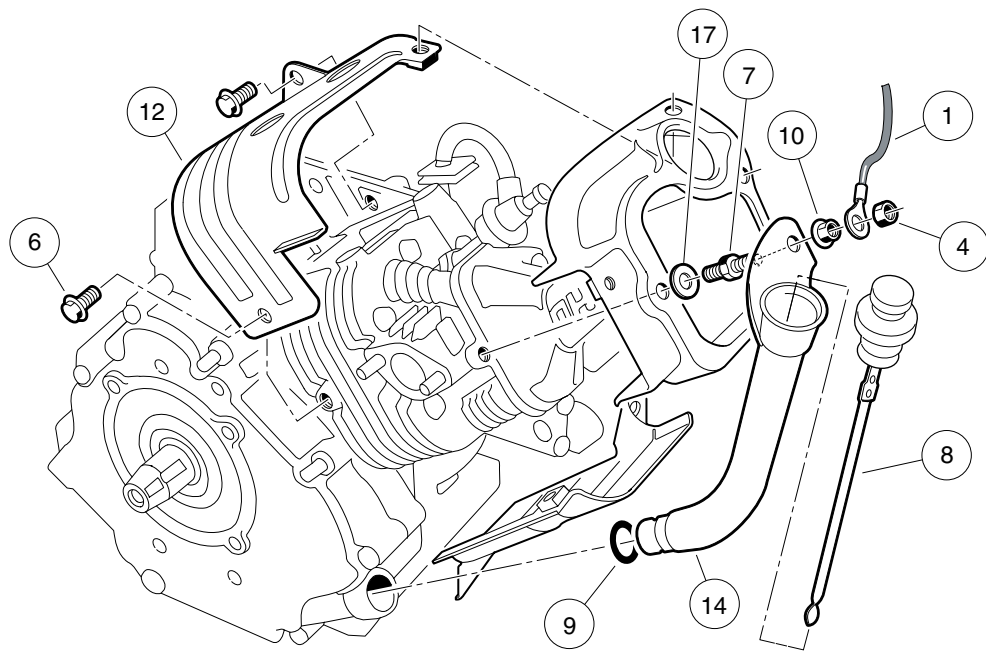
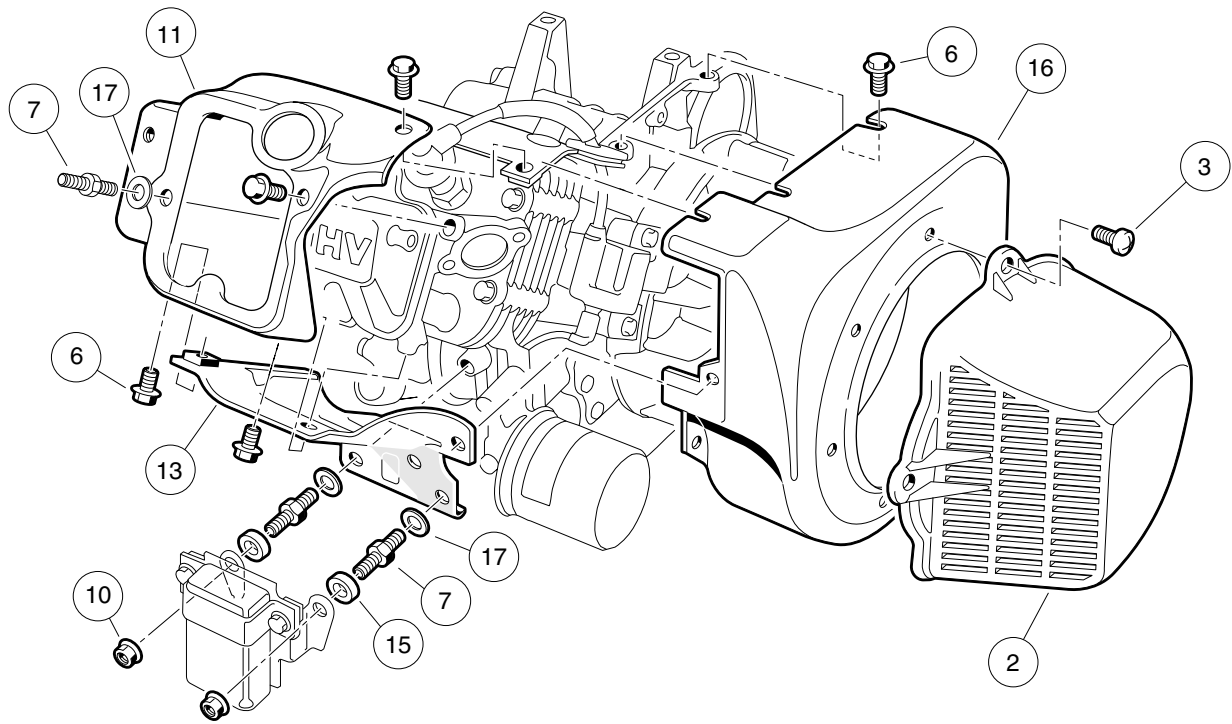
G

# AS11 FE350 ENGINE

---

8

G

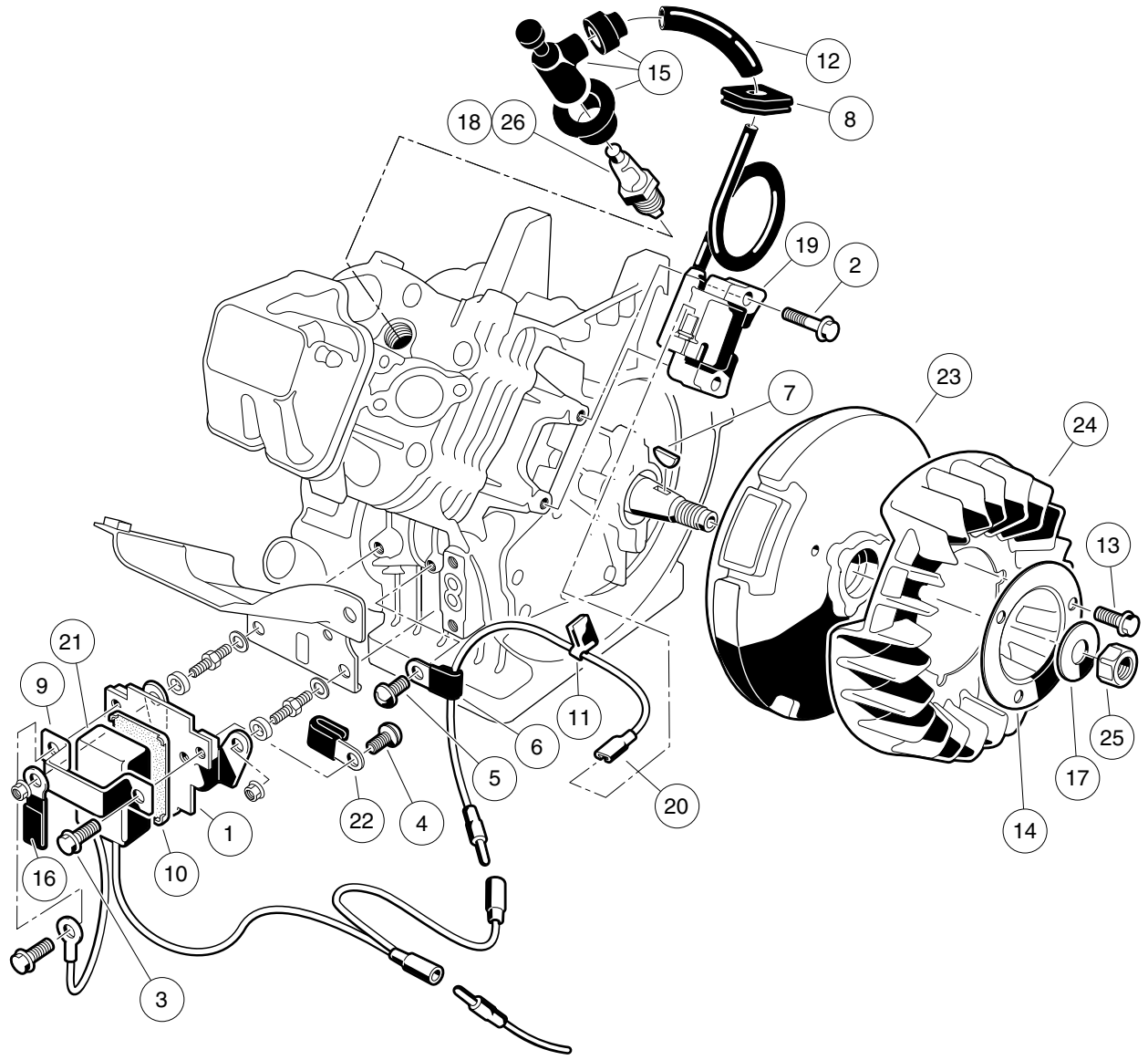


000201-001

## AS11 FE350 ENGINE WITHOUT ACR (AUTOMATIC COMPRESSION RELEASE) – SHROUDS AND BRACKETS

ITEM	PART NO.	DESCRIPTION	QTY
		1 2 3 4	
1	1015332	Wire Assembly, #10, Uninsulated .....	1
2	1015649	Shroud, Fan .....	1
3	1015969	Screw, M6-1.00 X 10mm Pan Hd .....	4
4	101887601	Locknut, M6-1.00 Nylon Insert .....	1
5	101953802	Engine, FE350 (cw) without ACR * (includes items 6 through 17) .....	1
6	1016456	Bolt, Flange Head, M6 x 1 x 12 mm .....	14
7	1016507	Bolt, Two-Ended .....	3
8	1016531	Dipstick .....	1
9	1016539	O-Ring .....	1
10	1016547	Nut, M6 Flange .....	3
11	1017474	Shroud, Engine .....	1
12	1017475	Shroud, Engine .....	1
13	1017476	Shroud, Engine .....	1
14	1017486	Tube, Oil Filler .....	1
15	1017500	Spacer 6.50 X 12 X 5.5 .....	2
16	101916101	Housing, FE350 Fan .....	1
17	N/A	Washer, 6mm Flat .....	3
* Note: FE350 engine component listings span several pages.			

**8**  
**G**

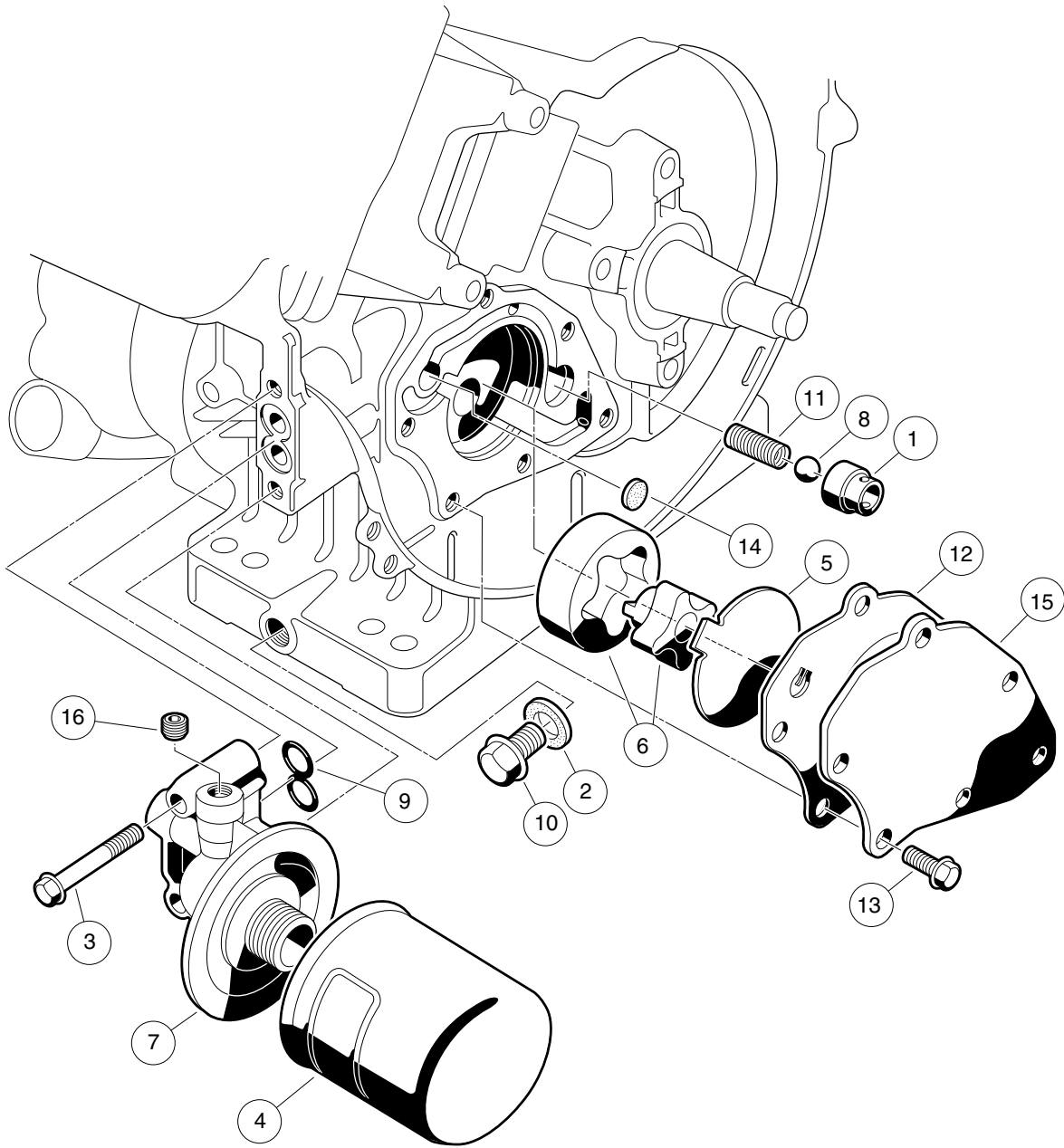


000202-001

# AS11 FE350 ENGINE – IGNITION COMPONENTS AND FLYWHEEL

ITEM	PART NO.	DESCRIPTION	QTY
		<b>1 2 3 4</b>	
1	1016445	Bracket, RPM Limiter .....	1
2	1016455	Bolt, Flange Head .....	2
3	1016456	Bolt, Flange Head, M6 x 1 x 12 mm .....	2
4	1016497	Screw, Pan WP Cross .....	1
5	1016544	Screw .....	1
6	1016561	Clamp .....	1
7	1016562	Key .....	1
8	1016578	Ignition, Grommet .....	1
9	1016579	Band, RPM Limiter Mount .....	1
10	1016586	Damper, RPM Limiter .....	1
11	1016587	Clamp .....	1
12	1016588	Tube, 7mm X 10mm X 70mm .....	1
13	1017448	Bolt, Flanged .....	3
14	1017455	Plate, Flywheel Fan .....	1
15	1017463	Cap Asm Plug .....	1
16	1017468	Clamp .....	1
17	1017490	Washer, Flat .....	1
18	101881101	Spark Plug, OHV (Autolite) .....	1
19	101909201	Coil, Ignition .....	1
20	101909301	Lead Wire Assy .....	1
21	101909401	Limiter, RPM .....	1
22	101909501	Clamp, Steel .....	1
23	101916201	Flywheel .....	1
24	101916301	Fan (cw) .....	1
25	N/A	Nut, Hex, 18 mm Fine .....	1
26	AM10724	Spark Plug, OHV (NGK) .....	1

**8**  
**G**



000203-001

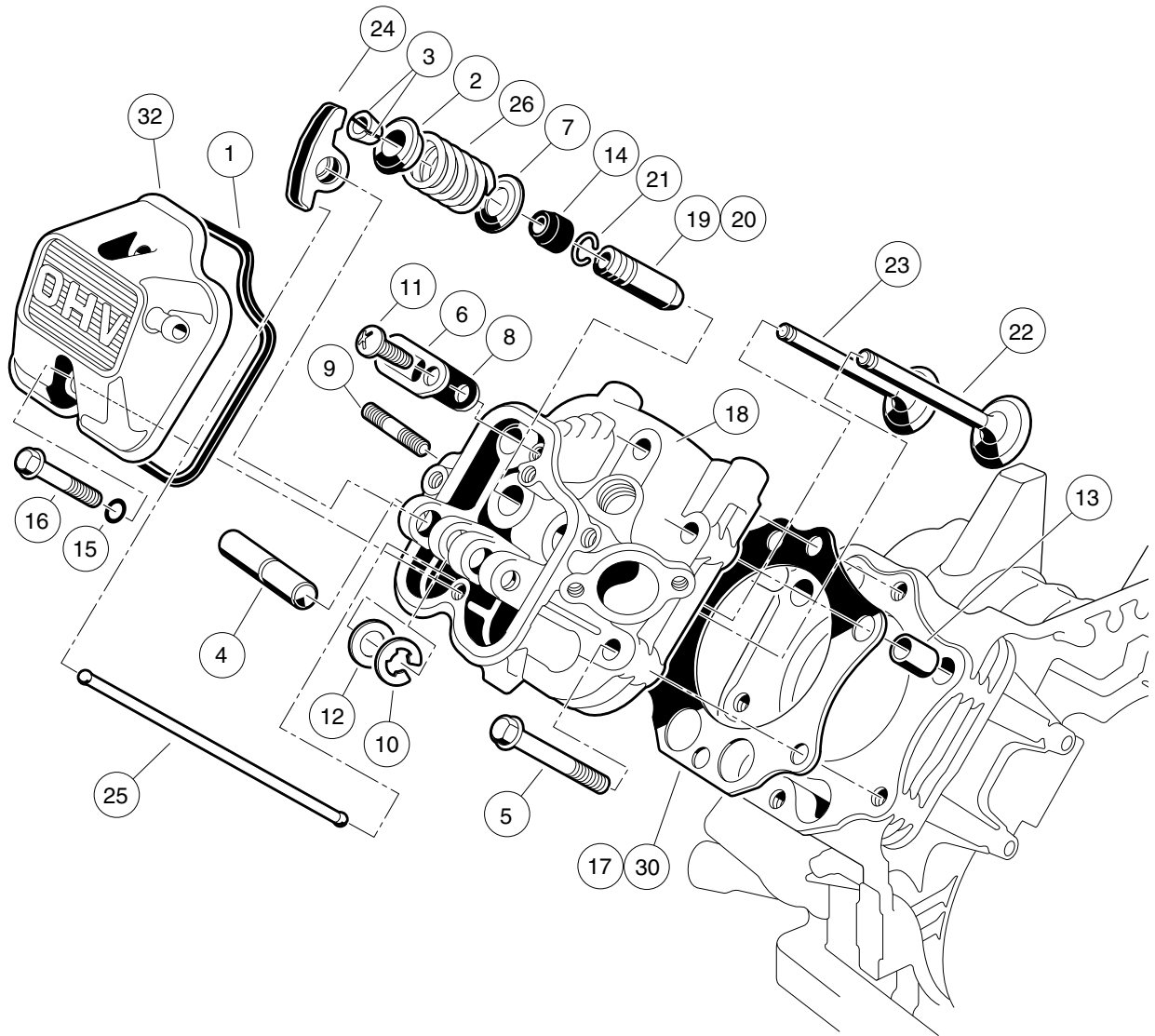


## FE350 ENGINE – OIL CIRCULATION

ITEM	PART NO.	DESCRIPTION	QTY
		1 2 3 4	
1	1016429	Seat, Value Oil Press Relief .....	1
2	1016432	Gasket, Drain Plug .....	1
3	1016457	Bolt, Flange Head .....	2
4	1016467	Filter, Oil .....	1
5	1016473	Plate, Oil Pump .....	1
6	101648203	Oil Pump And Rotor .....	1
7	1016502	Bracket, Oil Filter Mount .....	1
8	1016537	Ball, Steel, Press, Relief .....	1
9	1016570	O-Ring .....	1
10	1016576	Plug, Drain .....	1
11	1016581	Spring .....	1
12	1017442	Gasket .....	1
13	1017456	Bolt, Flanged .....	6
14	1017458	Filter .....	1
15	1017460	Cover, Pump .....	1
16	1017507	Plug .....	2

**8**

**G**



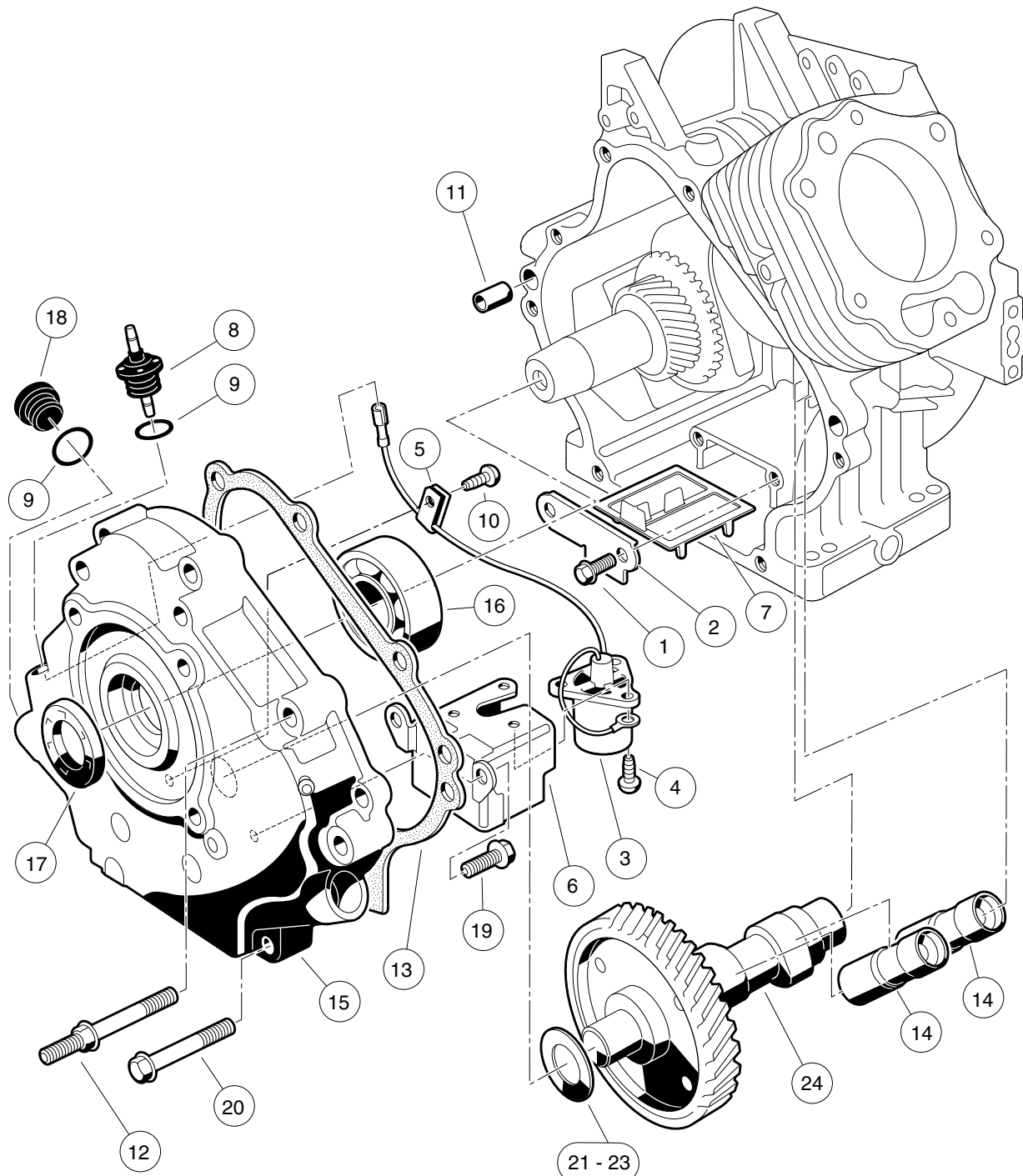
000204-001

# AS11 FE350 ENGINE – CYLINDER HEAD

ITEM	PART NO.	DESCRIPTION	QTY
		1 2 3 4	
1	1016436	Gasket, Rocker Case .....	1
2	1016449	Retainer, Valve Spring .....	2
3	1016450	Collet .....	4
4	1016452	Shaft, Rocker .....	1
5	1016458	Bolt, Flange Head, M8 x 1.25 x 45 mm .....	6
6	1016474	Plate .....	1
7	1016479	Seat, Spring .....	2
8	1016483	Valve .....	1
9	1016489	Stud, Two-Ended, M8-1.25 .....	2
10	1016517	Circlip, Type-E .....	1
11	1016544	Screw .....	1
12	1016549	Washer, 12.1x19x1.8 .....	1
13	1016563	Pin .....	2
14	1016566	Seal, Oil .....	2
15	1016569	O-Ring .....	2
16	1016583	Bolt, 6x35 .....	2
17	1017434	Gasket, Head .....	1
18	1017435	Assembly, Cylinder Head, FE350 (includes items 19 through 21) .....	1
19	1016518	Guide, Valve, Exhaust .....	1
20	1016519	Guide, Valve .....	1
21	1016560	Snap Ring .....	2
22	1017444	Valve, Intake .....	1
23	1017445	Valve, Exhaust .....	1
24	1017446	Arm, Rocker .....	2
25	1017454	Rod, Push .....	2
26	1017473	Spring, Engine Valve .....	2
27	102304801	Kit, Gasket, FE350 (includes items 28 through 31) .....	1
28	1016440	Gasket, Engine to Insulator .....	1
29	1016904	Gasket, Exhaust .....	1
30	1017434	Gasket, Head .....	1
31	1017443	Gasket, Crankcase Cover .....	1
32	102753401	Case, Rocker .....	1
		Note: Item 28 is not a component of the FE350 engine.	

**8**

**G**

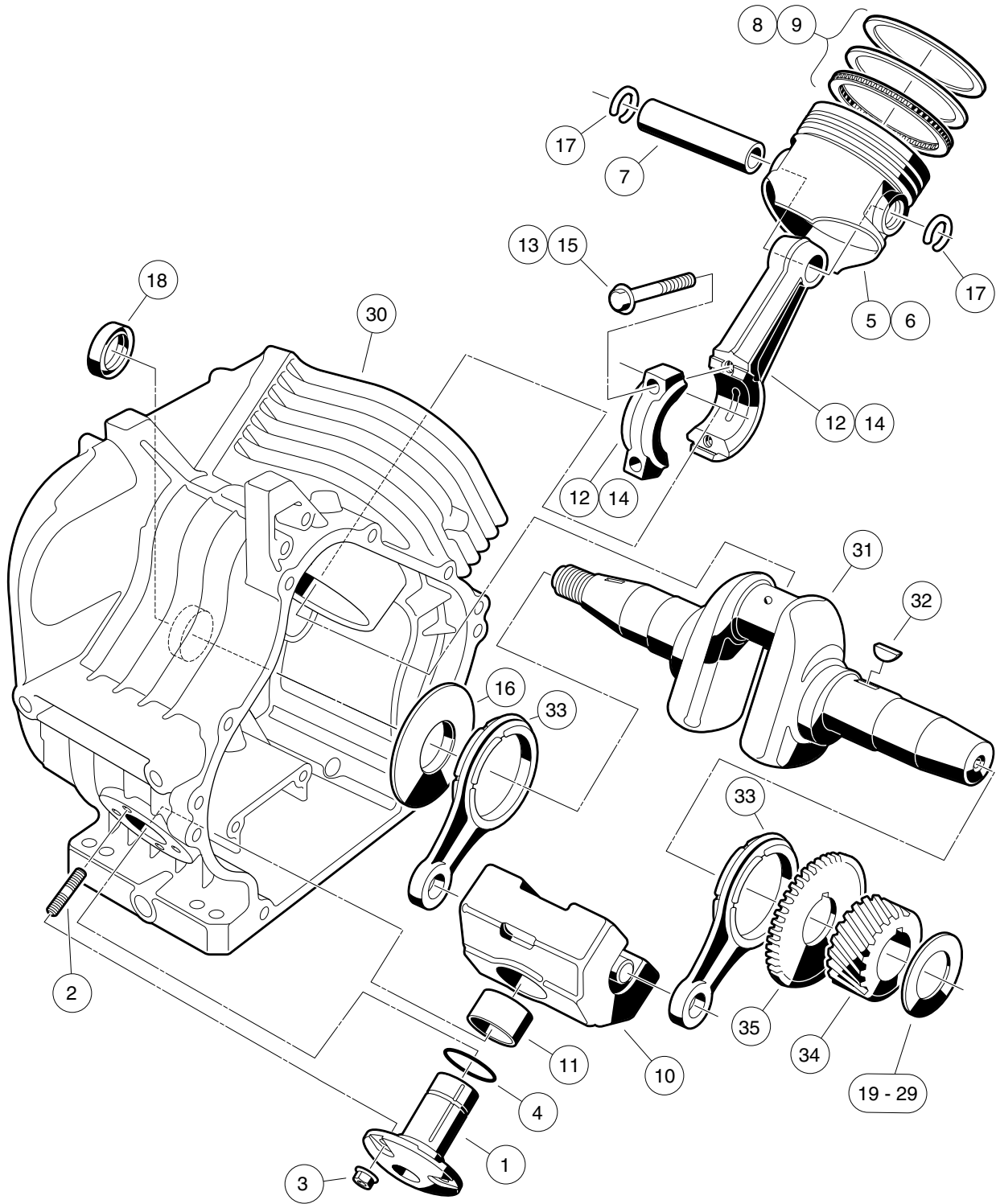


000205-002

# AS11 FE350 ENGINE WITHOUT ACR – CRANKCASE, CAMSHAFT, AND OIL SENSOR

ITEM	PART NO.	DESCRIPTION	QTY
		<b>1 2 3 4</b>	
1	1016454	Bolt, Flange Head, M5 x 0.8 x 8 mm .....	2
2	1016472	Plate, Oil Filter Screen .....	1
3	1016494	Sensor, Oil Level .....	1
4	1016496	Screw, Cross Pan-Head, M4 x 0.7 x 8 mm .....	3
5	1016506	Clamp .....	1
6	1016510	Bracket, Switch, Oil Level .....	1
7	1016521	Screen, Oil Filter .....	1
8	1016535	Connector, Cord .....	1
9	1016538	O-Ring .....	2
10	1016544	Screw .....	1
11	1016564	Pin .....	2
12	1016584	Bolt, Two-Ended, M8 x 1.25 x 69 mm .....	2
13	1017443	Gasket, Crankcase Cover .....	1
14	1017447	Adjuster, Lash .....	2
15	1017472	Cover Crankcase .....	1
16	1017487	Bearing, Ball .....	1
17	1017504	Seal, Oil .....	1
18	1017508	Plug .....	1
19	1017513	Bolt Switch Bracket .....	2
20	1017514	Screw, M8-1.25 X 45mm Hex .....	6
21	101751801	Shim, 0.3 .....	1
22	101751802	Shim, 0.4 .....	1
23	101751803	Shim, 0.5 .....	1
24	102431001	Camshaft, FE350 without ACR, 44-Tooth .....	1

**8**  
**G**



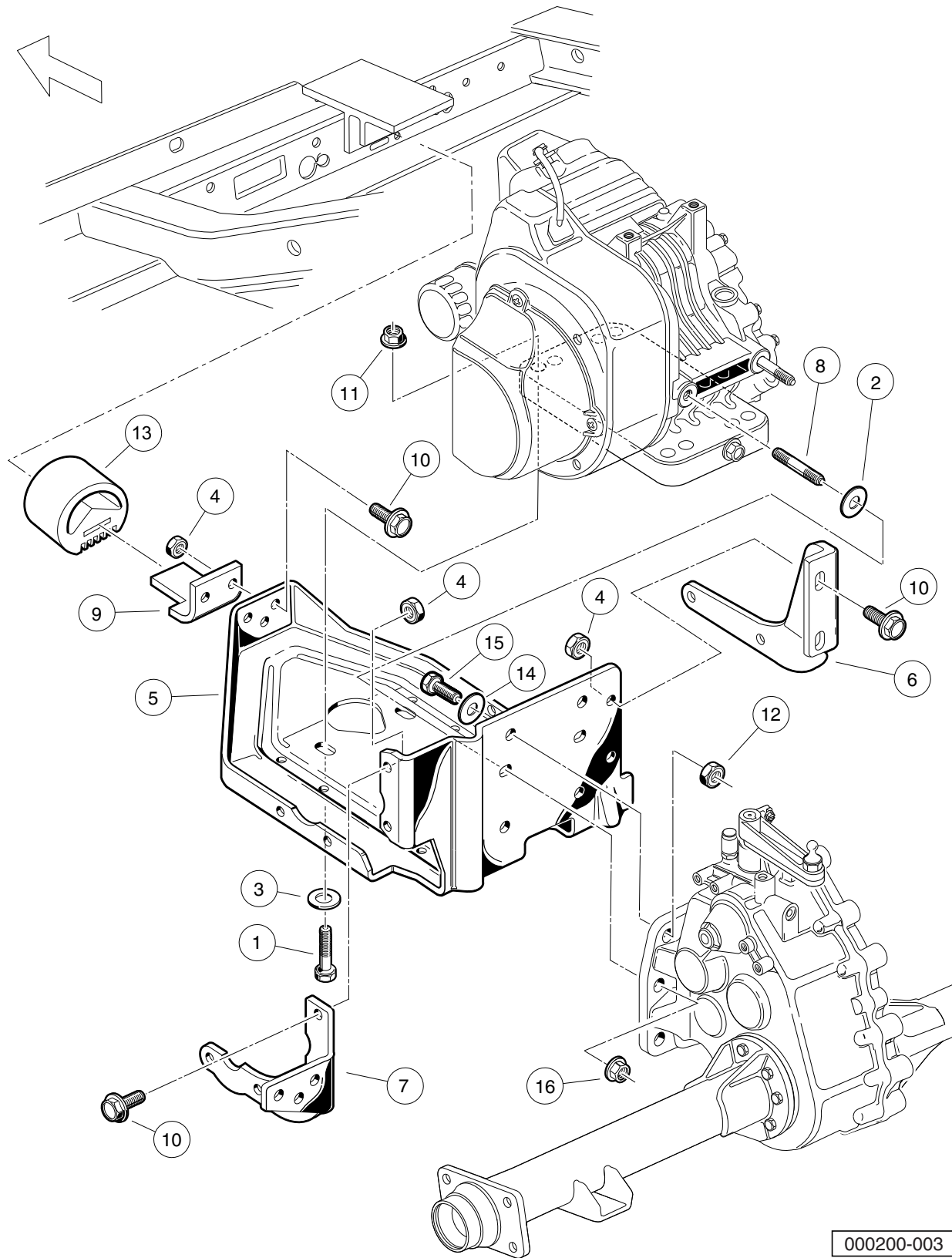
000206-001

# AS11 FE350 ENGINE – CRANKCASE AND CRANKSHAFT

ITEM	PART NO.	DESCRIPTION	QTY
		1 2 3 4	
1	1016470	Shaft, Guide, Counterbalance .....	1
2	1016541	Stud, 6x14 .....	4
3	1016547	Nut, M6 Flange .....	4
4	1016571	O-Ring .....	1
5	101744901	Piston, Standard .....	1
6	101744902	Piston, 0.50 mm Oversize .....	1
7	1017450	Pin, Piston .....	1
8	101745101	Ring Set, Standard Piston .....	1
9	101745102	Ring Set, Piston, 0.50 mm Oversize .....	1
10	1017453	Fe400 Counterbalance Weight (includes item 11) .....	1
11	1017510	Bearing, Plain .....	1
12	101745701	Asm, Con. Rod Std (includes item 13) .....	1
13	1017512	Bolt .....	2
14	101745702	Rod Assembly Connecting Rod 0.5mm (includes item 15) .....	1
15	1017512	Bolt .....	2
16	1017501	Spacer .....	1
17	1017502	Snap Ring .....	2
18	1017503	Seal, Oil .....	1
19	101773301	Shim, Crankshaft, 1.18mm .....	1
20	101773302	Shim, Crankshaft, 1.25mm .....	1
21	101773303	Shim, Crankshaft, 1.32mm .....	1
22	101773304	Shim, Crankshaft, 1.39mm .....	1
23	101773305	Shim, Crankshaft, 1.46mm .....	1
24	101773306	Shim, Crankshaft, 1.53mm .....	1
25	101773307	Shim, Crankshaft, 1.60mm .....	1
26	101773308	Shim, Crankshaft, 1.67mm .....	1
27	101773309	Shim, Crankshaft, 1.74mm .....	1
28	101773310	Shim, Crankshaft, 1.11 mm .....	1
29	101773311	Shim, Crankshaft, 1.81mm .....	1
30	101916001	Crankcase Complete, FE350 (cw) .....	1
31	102430901	Crankshaft, FE350 Left-Hand, 22-Tooth (includes items 32 through 35) .....	1
32	1016562	Key .....	1
33	1017471	Rod .....	2
34	N/A	Gear, Helical .....	1
35	N/A	Gear, Spur .....	1

**8**  
**G**

8  
G



000200-003



# FE350 ENGINE MOUNTING

ITEM	PART NO.	DESCRIPTION	QTY
		1 2 3 4	
1	1010577	Bolt, Hex-Head, 5/16-18 X 1.50 .....	4
2	1011697	Washer, 5/16 Flat .....	2
3	1012571	Washer, 5/16 Extra Thick Flat .....	4
4	1013924	Nut, 5/16-24 Hex Head Cone .....	10
5	101827101	Plate, Engine Mounting .....	1
6	101832601	Stiffener (PTO Side) .....	1
7	101832701	Stiffener (Flywheel Side) .....	1
8	101833101	Stud, M8-1.25 X 50 mm Two-Ended .....	2
9	101834601	Snubber Bracket .....	1
10	101884801	Screw, 5/16-24 X 0.875 Grade-8 .....	10
11	101963401	Locknut, 5/16-18 Hex Flange .....	4
12	102065901	Locknut, 3/8-16 Flanged Dimple .....	4
13	102540301	Inner Frame Snubber .....	1
14	334	Washer, 3/8 Type A Flat .....	4
15	705	Screw, Cap-hex Hd 3/8-16x1.25 .....	4
16	96704416	Nut Flg, M8 X 1.25 Serrated .....	2

**8**

**G**

8

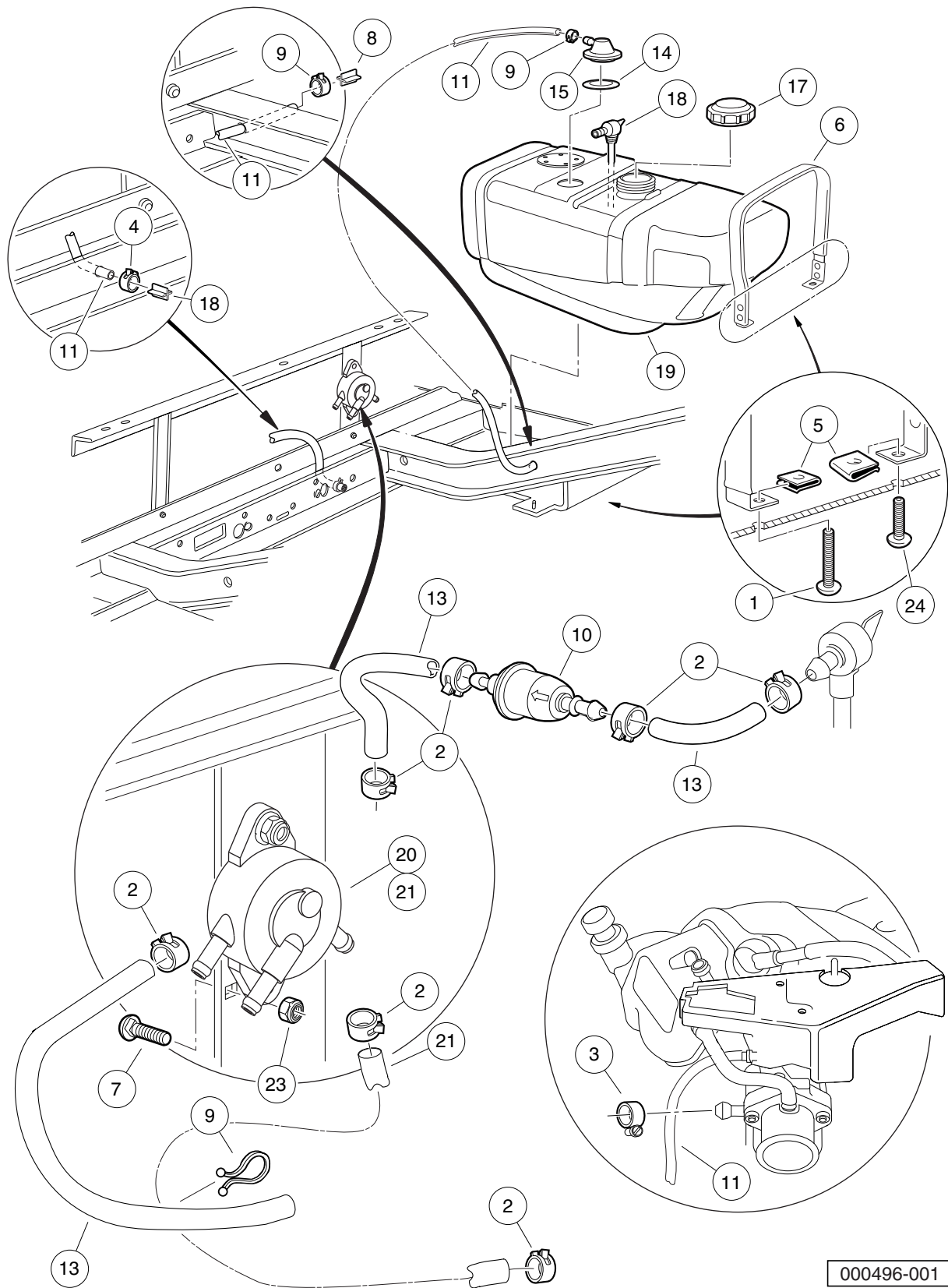
G

# FUEL, INTAKE, AND GOVERNOR SYSTEMS

---

9

G



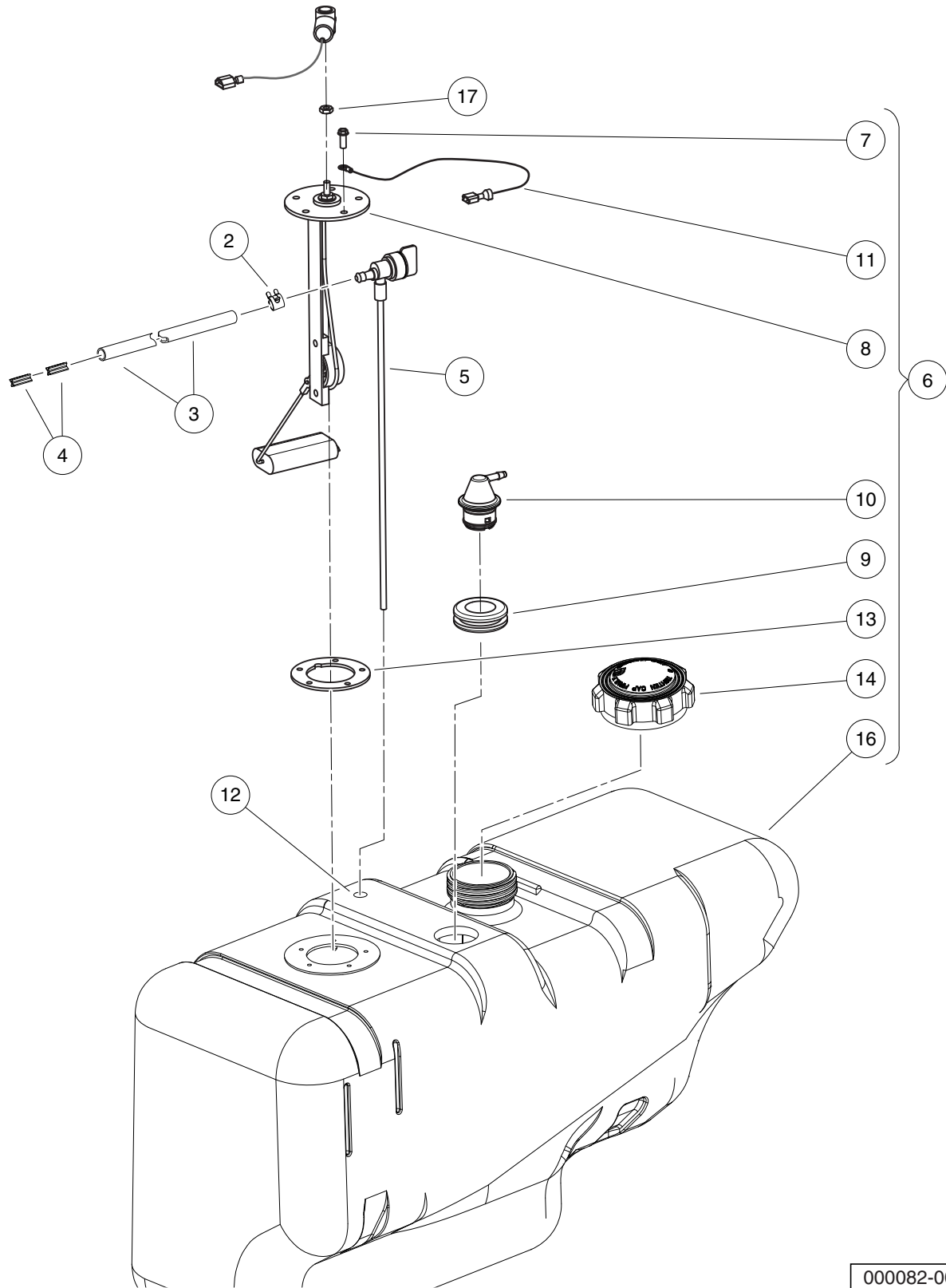
000496-001

# FUEL SYSTEM

**9**

**G**

ITEM	PART NO.	DESCRIPTION	QTY
		<b>1 2 3 4</b>	
1	1011988	Screw, 1/4-20 X 2.00 Phillips Truss-Head .....	1
2	1012649	Clamp, 0.460 Red Hose .....	7
3	1013687	Clamp, 3/8" Hose (screw type) .....	1
4	1013746	Clamp, 0.301 ID Hose .....	2
5	1014116	Nut, 1/4-20 Speed .....	2
6	1014928	Fuel Strap Assembly Rear .....	1
7	1017203	Carriage Bolt .....	2
8	101824401	Vent Barb .....	1
9	101987701	Clamp, Plastic Tie .....	1
10	102003201	Filter, Fuel, 30 Micron .....	1
11	102865101	Fuel Line .....	1
12	103651902	Asm, Tank, Ds Utl Wo/sut Nano (includes items 13 through 19) .....	1
13	1015137	Fuel Line (available by the foot) .....	1
14	1015139	Insulation Grommet .....	1
15	1015143	Vent, Fuel Tank .....	1
16	102406701	Bushing, Line, Return .....	1
17	103372101	Cap, Fuel Tank, Gas, Ratchet .....	1
18	103372302	Fuel Pickup w/Shut-Off Valve, 288mm .....	1
19	103776902	Tank, Fuel, Top, Wo/su Nano .....	1
20	103781101	Kit, Fuel Pump Retrofit (includes items 21 and 22) .....	1
21	103010101	Pump, Fuel, Impulse, Fh .....	1
22	103781201	Instr, Fuel Pump Retrofit .....	1
23	8233	Locknut, 1/4-20 Nylon Insert .....	2
24	8248	Screw, 1/4-20 X 0.75 Truss-Head Machine .....	1
		Note: Total fuel line length: 47 inches (119.4 cm)	



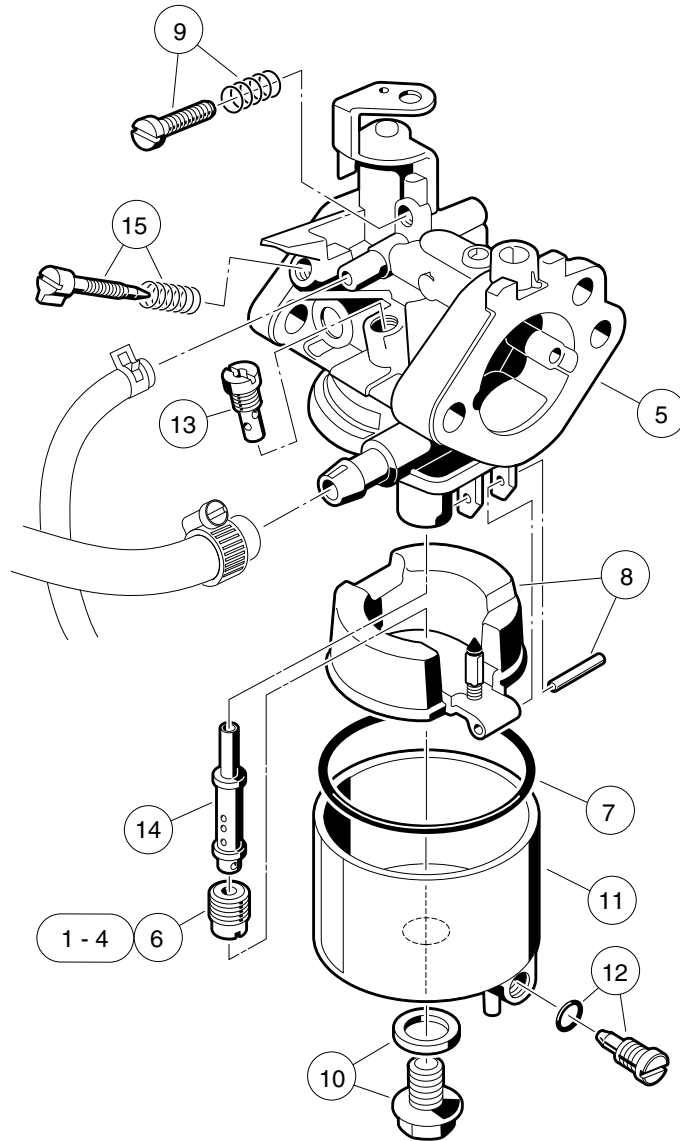
000082-003

# FUEL TANK WITH FUEL LEVEL SENDING UNIT

ITEM	PART NO.	DESCRIPTION	QTY
		1 2 3 4	
1	1016004	Tank Kit w/Sending Unit (includes items 2 through 6) .....	1
2	1013746	Clamp, 0.301 ID Hose .....	2
3	1015137	Fuel Line (available by the foot) .....	1
4	101824401	Vent Barb .....	2
5	101896901	Fuel Pickup w/Shut-Off Valve .....	1
6	103651901	Asm, Tank, Ds Utl W/su† Nano (includes items 7 through 16) .....	1
7	1013461	Screw, #10-16 Hex-Head Hi-Lo .....	5
8	1013462	Sending Unit, Fuel Level * .....	1
9	1015139	Insulation Grommet .....	1
10	1015143	Vent, Fuel Tank .....	1
11	1015921	Wire Assembly #16 Black .....	1
12	102406701	Bushing, Line, Return .....	1
13	102522001	Gasket, Rubber .....	1
14	103372101	Cap, Fuel Tank, Gas, Ratchet .....	1
15	103372302	Fuel Pickup w/Shut-Off Valve, 288mm .....	1
16	103776901	Tank, Fuel, Top, W/su Nano .....	1
17	8797	Nut, #10-32 Brass Hex .....	1
<p>* Note: Must replace fuel sending unit gasket when servicing this component.</p>			

9

G



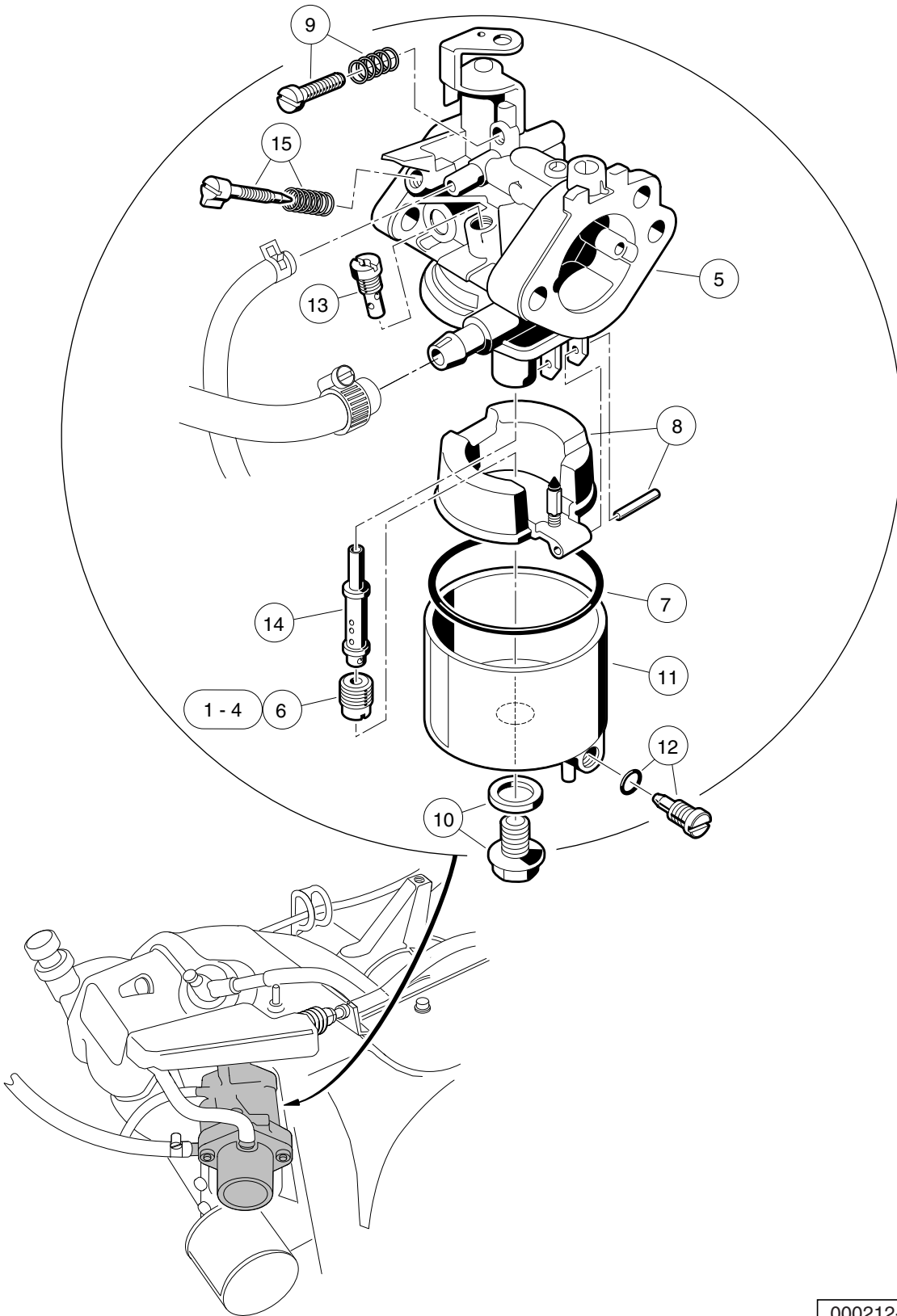
000211-001



# CARBURETOR ASSEMBLY – FE290

ITEM	PART NO.	DESCRIPTION	QTY
		<b>1 2 3 4</b>	
1	101642572	Jet, Altitude, # 72 .....	1
2	101642575	Jet, Altitude, # 75 .....	1
3	101642578	Jet, Altitude, # 78 .....	1
4	101642580	Jet, Altitude, # 80 .....	1
5	101905601	Carburetor Assembly, FE290D (includes items 6 through 15) .....	1
6	101642582	Jet, Altitude, # 82 .....	1
7	1016437	Gasket, Carburetor Bowl OHV .....	1
8	1016486	Float Assembly .....	1
9	1016501	Screw Assembly .....	1
10	1016585	Bolt .....	1
11	1017461	Chamber Assembly, Float (includes item 12) .....	1
12	1016499	Screw Assembly .....	1
13	101973101	Jet, #40 Pilot .....	1
14	101973201	Nozzle, Main .....	1
15	N/A	Assembly, Pilot Air Screw .....	1
<p>Note: 101642582 for 0 - 3,000 feet; 101642580 for 3,000 - 5,000 feet;            101642578 for 5,000 - 8,000 feet; 101642575 for 8,000 - 10,000 feet;            101642572 for 10,000 feet and higher.</p>			

9  
G



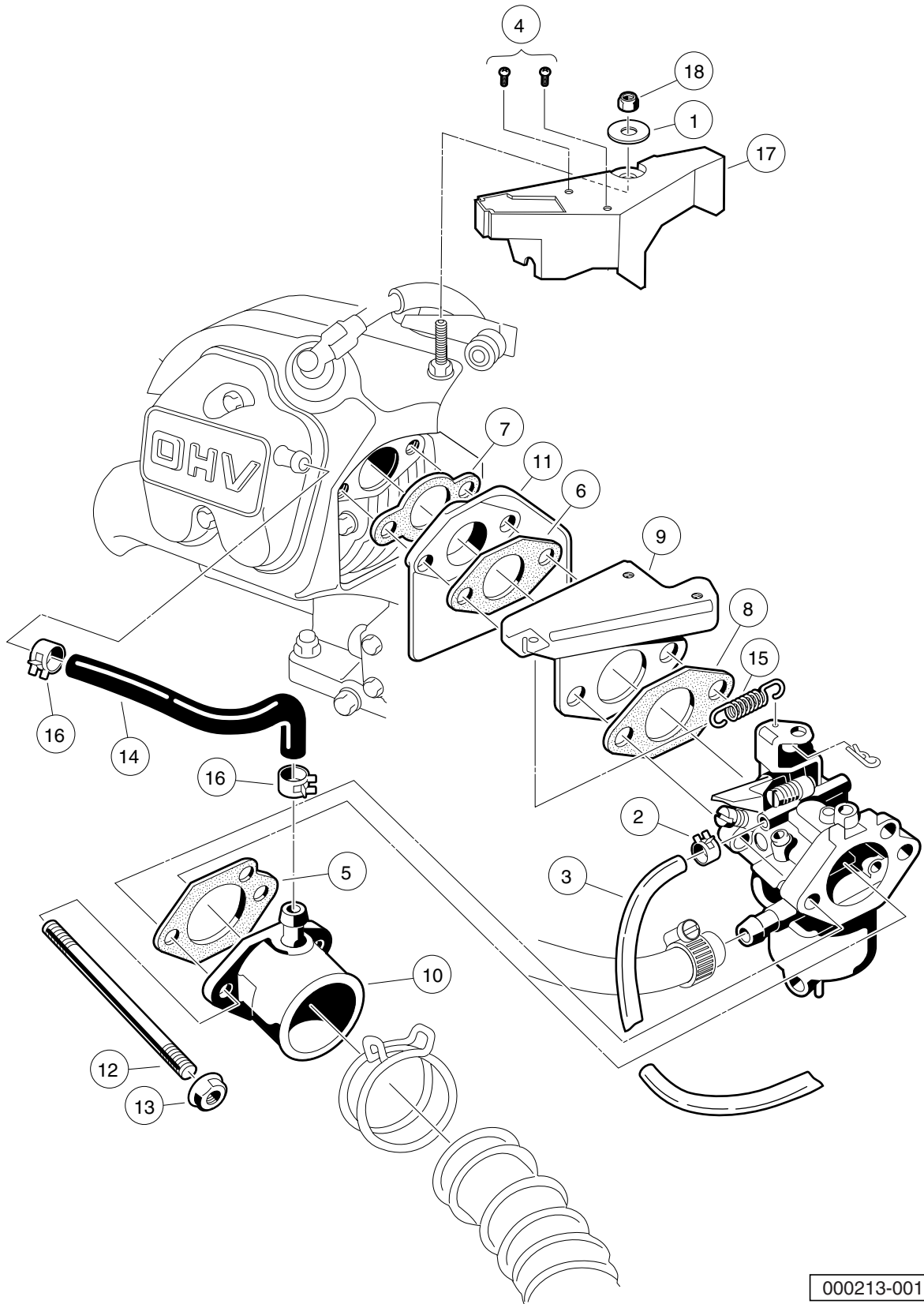
000212-001

# CARBURETOR ASSEMBLY – FE350

ITEM	PART NO.	DESCRIPTION	QTY
		1 2 3 4	
1	101642575	Jet, Altitude, # 75 .....	1
2	101642578	Jet, Altitude, # 78 .....	1
3	101642580	Jet, Altitude, # 80 .....	1
4	101642582	Jet, Altitude, # 82 .....	1
5	101905901	Carburetor, FE350D (includes items 6 through 15) .....	1
6	101642585	Jet, Altitude, # 85 .....	1
7	1016437	Gasket, Carburetor Bowl OHV .....	1
8	1016486	Float Assembly .....	1
9	1016501	Screw Assembly .....	1
10	1016585	Bolt .....	1
11	1017461	Chamber Assembly, Float (includes item 12) .....	1
12	1016499	Screw Assembly .....	1
13	101973101	Jet, #40 Pilot .....	1
14	101973301	Nozzle, Main .....	1
15	N/A	Assembly, Pilot Air Screw .....	1
<p style="margin-left: 40px;">Note: 101642585 for 0 - 3,000 feet; 101642582 for 3,000 - 5,000 feet;            101642580 for 5,000 - 8,000 feet; 101642578 for 8,000 - 10,000 feet;            101642575 for 10,000 feet and higher.</p>			

9

G

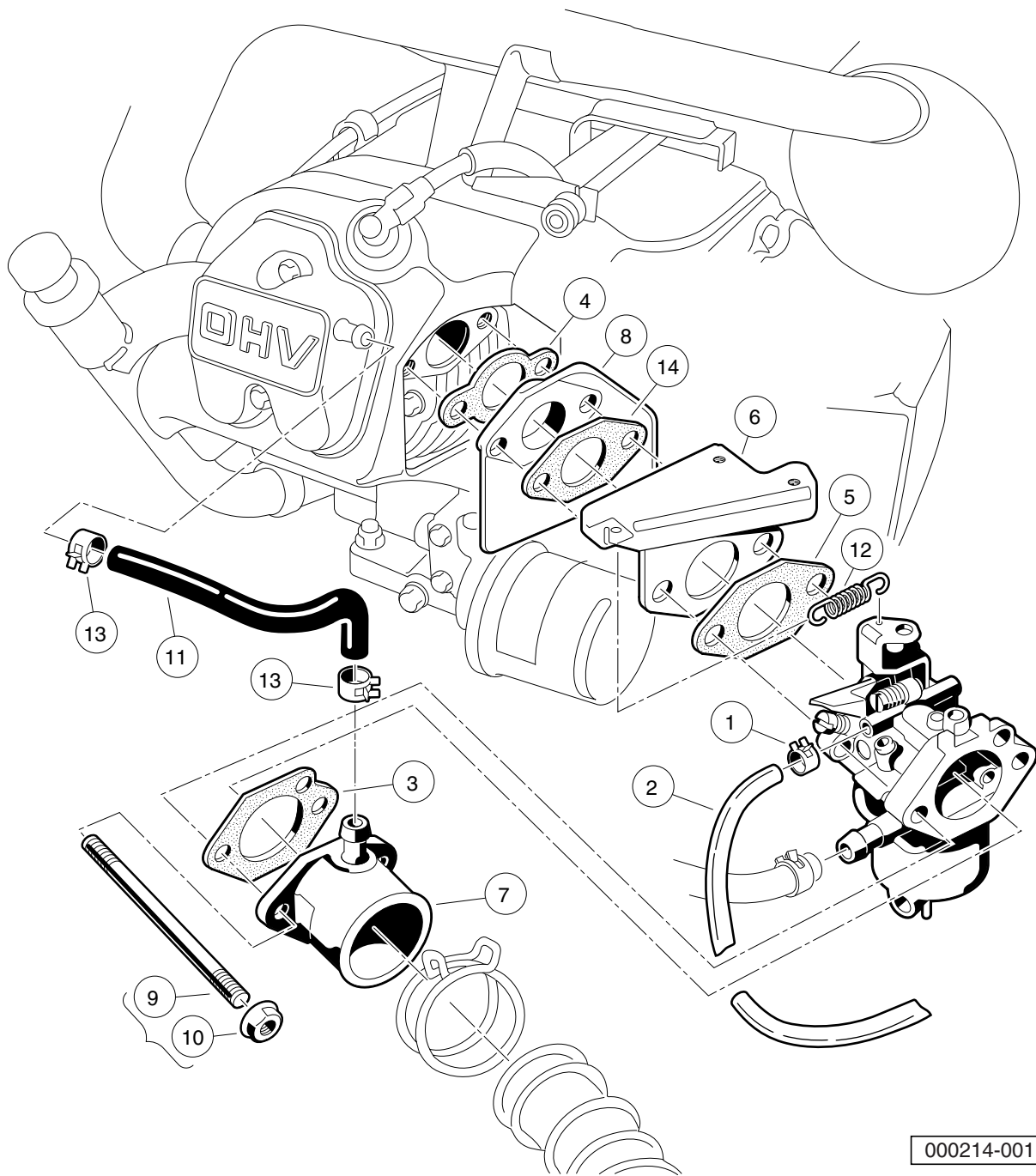


000213-001

## CARBURETOR INSTALLATION – FE290

ITEM	PART NO.	DESCRIPTION	QTY
		<b>1 2 3 4</b>	
1	1011697	Washer, 5/16 Flat .....	1
2	1013746	Clamp, 0.301 ID Hose .....	1
3	1015137	Fuel Line (available by the foot) .....	1
4	1016103	Screw, Pan Hd Tx, Taptite 6-32 .....	2
5	1016438	Gasket, Carb To Intake Manifold .....	1
6	1016439	Gasket, Insulator .....	1
7	1016440	Gasket, Engine to Insulator .....	1
8	1016441	Gasket, Sprg Brkt To Carb OHV .....	1
9	1016444	Bracket, Throttle Spring Return .....	1
10	1016480	Pipe, Intake Manifold .....	1
11	101648102	Insulator, Carburetor .....	1
12	101649002	Stud, M6-1.00 Two-Ended .....	2
13	1016547	Nut, M6 Flange .....	2
14	1016572	Tube, Crankcase Vent .....	1
15	1016582	Spring, Throttle Return .....	1
16	1017466	Clamp .....	2
17	101820201	Shield, Governor .....	1
18	101887601	Locknut, M6-1.00 Nylon Insert .....	1

9  
G



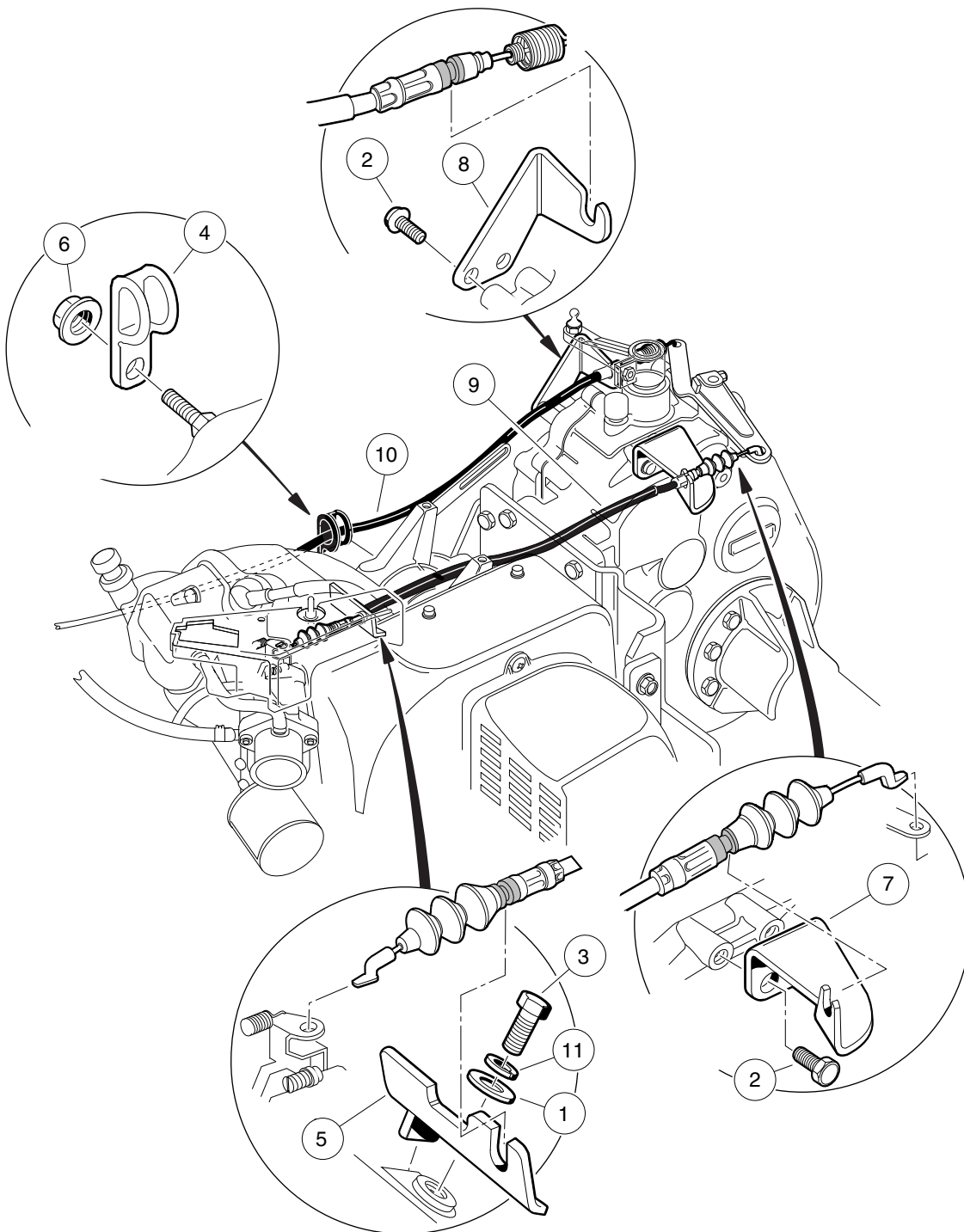
000214-001

## CARBURETOR INSTALLATION – FE350

ITEM	PART NO.	DESCRIPTION	QTY
		1 2 3 4	
1	1013746	Clamp, 0.301 ID Hose .....	1
2	1015137	Fuel Line (available by the foot) .....	1
3	1016438	Gasket, Carb To Intake Manifold .....	1
4	1016440	Gasket, Engine to Insulator .....	1
5	1016441	Gasket, Sprg Brkt To Carb OHV .....	1
6	1016444	Bracket, Throttle Spring Return .....	1
7	1016480	Pipe, Intake Manifold .....	1
8	101648102	Insulator, Carburetor .....	1
9	101649002	Stud, M6-1.00 Two-Ended .....	2
10	1016547	Nut, M6 Flange .....	2
11	1016572	Tube, Crankcase Vent .....	1
12	1016582	Spring, Throttle Return .....	1
13	1017466	Clamp .....	2
14	101973401	Gasket, Insulator To Bracket .....	1

9

G



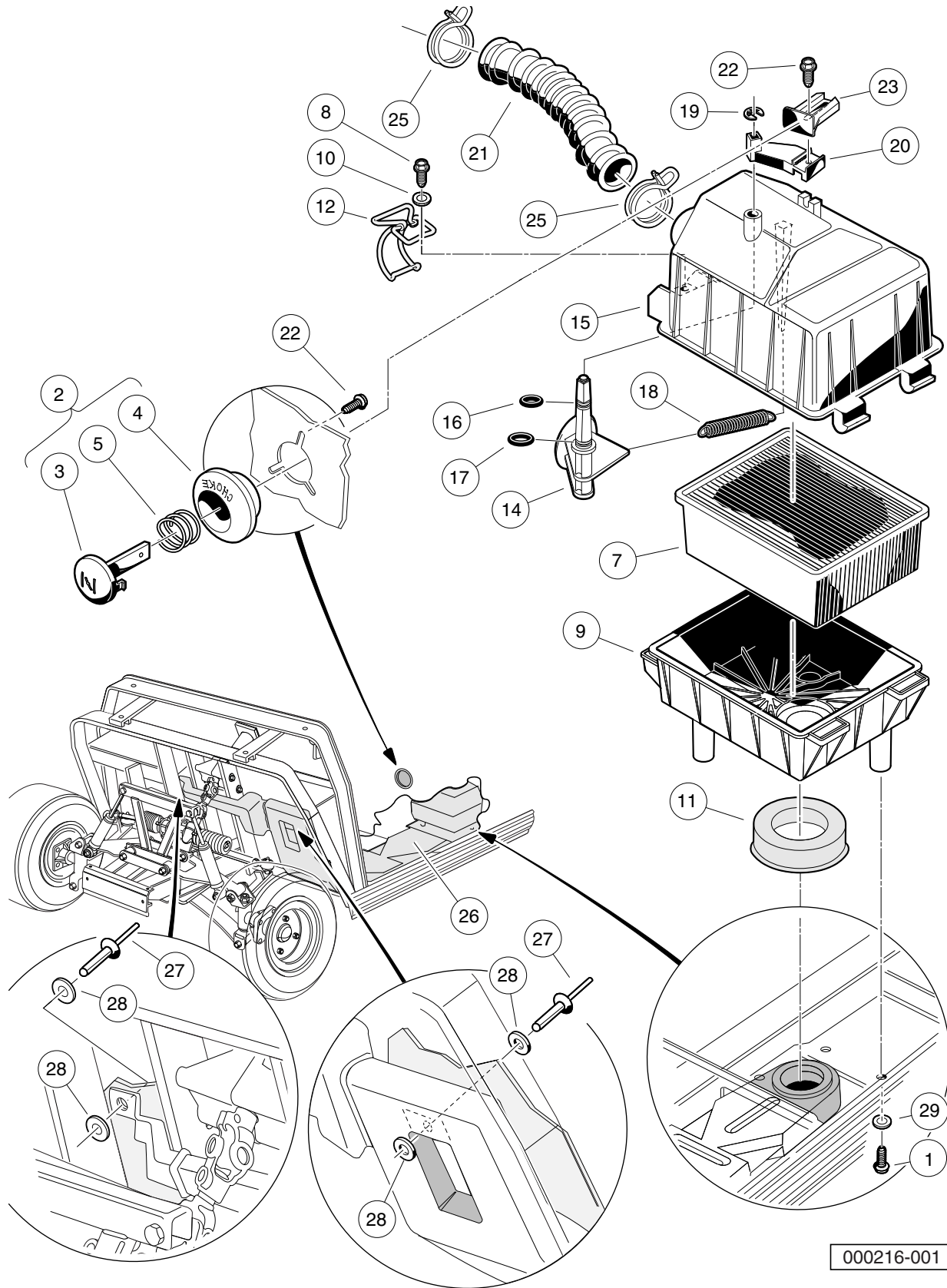
000215-001



## GOVERNOR AND ACCELERATOR CABLES

ITEM	PART NO.	DESCRIPTION	QTY
		1 2 3 4	
1	1011697	Washer, 5/16 Flat .....	1
2	1012285	Screw, 1/4 X 0.625 Hex-Head .....	4
3	1012830	Screw, M8-125 X 22 Hex-Head .....	1
4	1013700	Clamp .....	2
5	101584502	Bracket, Governor Cable Snap-In .....	1
6	1016546	Nut .....	2
7	101832202	Bracket, Rear Governor Cable Snap-In .....	1
8	101832302	Bracket, Rear Accelerator Cable Snap-In .....	1
9	102336001	Cable, Governor, Snap-In .....	1
10	102336101	Cable, Accelerator, Snap-In .....	1
11	7174	Lockwasher, 5/16 Split .....	1

9  
G



000216-001

# INTAKE DUCT, CHOKE, AND AIR BOX ASSEMBLY

ITEM	PART NO.	DESCRIPTION	QTY
		1 2 3 4	
1	1015752	Screw, #12-16 X 0.625 Hi-Lo .....	3
2	101805701	Button Assembly, Choke (includes items 3 through 5) .....	1
3	101811401	Lever, Choke .....	1
4	101811501	Guide, Choke Lever .....	1
5	101856201	Compression Spring .....	1
6	101821501	Assembly, Air Box (includes items 7 through 13) .....	1
7	1015426	Filter, Air .....	1
8	101804301	Screw, #8 X 0.500, Hex-Head Hi-Lo .....	2
9	101811901	Bottom, Air Box .....	1
10	101881701	Washer, #8 Stainless-Steel Flat .....	2
11	101921501	Seal, Intake .....	1
12	101925701	Latch, Wireform .....	2
13	101972801	Top Assy, Air Box (includes items 14 through 20) .....	1
14	N/A	Valve, Choke .....	1
15	101811801	Top, Air Box .....	1
16	N/A	O-Ring, 5/16 .....	1
17	N/A	O-Ring, 3/8 .....	1
18	101812301	Spring, Extension Return .....	1
19	101813001	Retaining Ring 0.25, Shaft .....	1
20	101917601	Lever, Choke .....	1
21	101837101	Hose, Air Intake .....	1
22	101850301	Screw, #12-16 X 0.50 Washer-Head Hi-Lo .....	4
23	101917701	Choke Positioner .....	1
24	101971001	Tape Kit, Air Duct Repair .....	1
25	101971301	Clamp, 1.58" ID Hose .....	2
26	103520301	Duct, Air Intake, Ds .....	1
27	1606	Rivet, 3/16 X .500 Alum Pop .....	2
28	183	Washer, #10 Type A Flat .....	4
29	332	Washer, 1/4 Type A Narrow Flat .....	3
		Note: Item 25 is not illustrated.	

9  
G

9

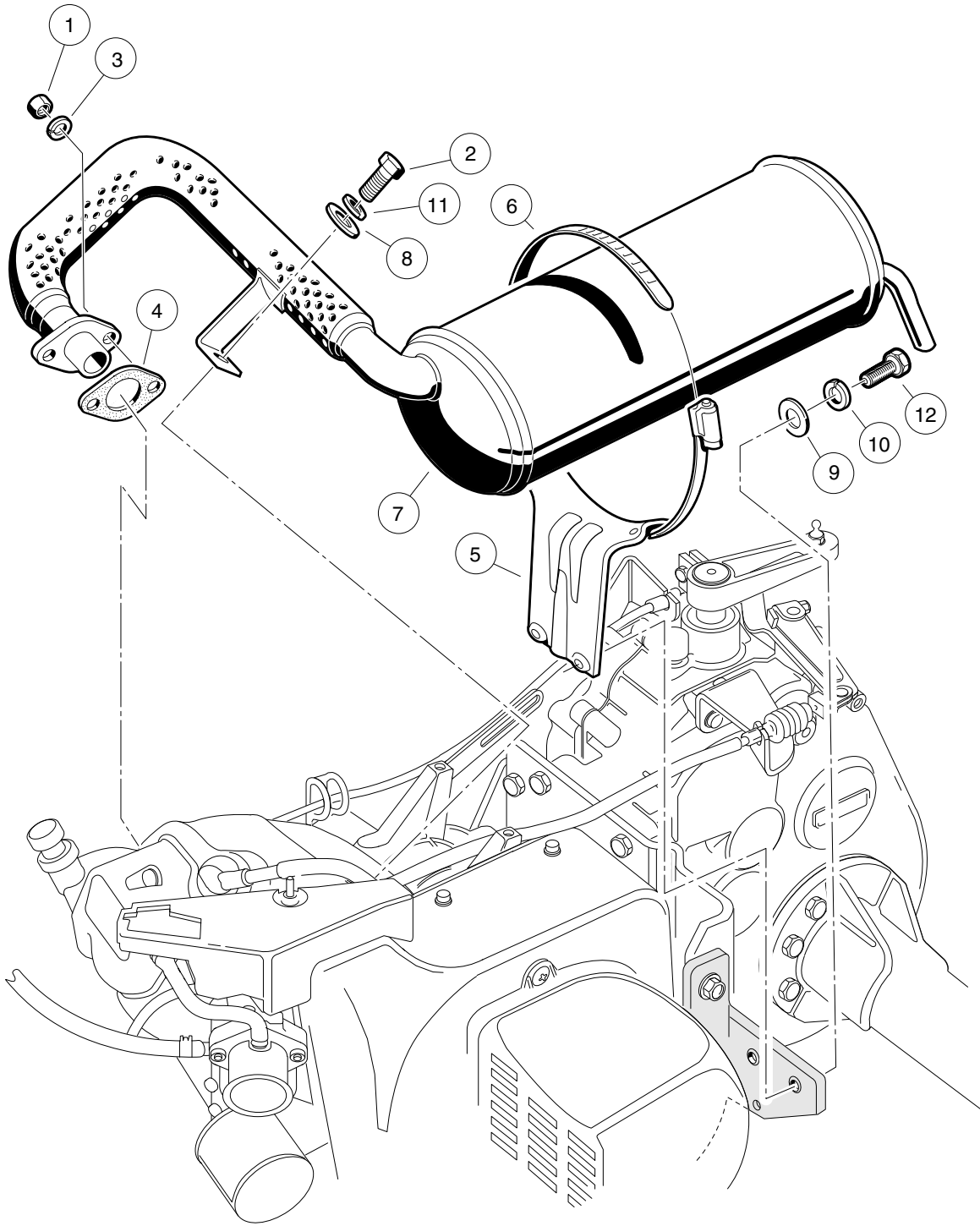
G

# EXHAUST SYSTEM

---

10

G

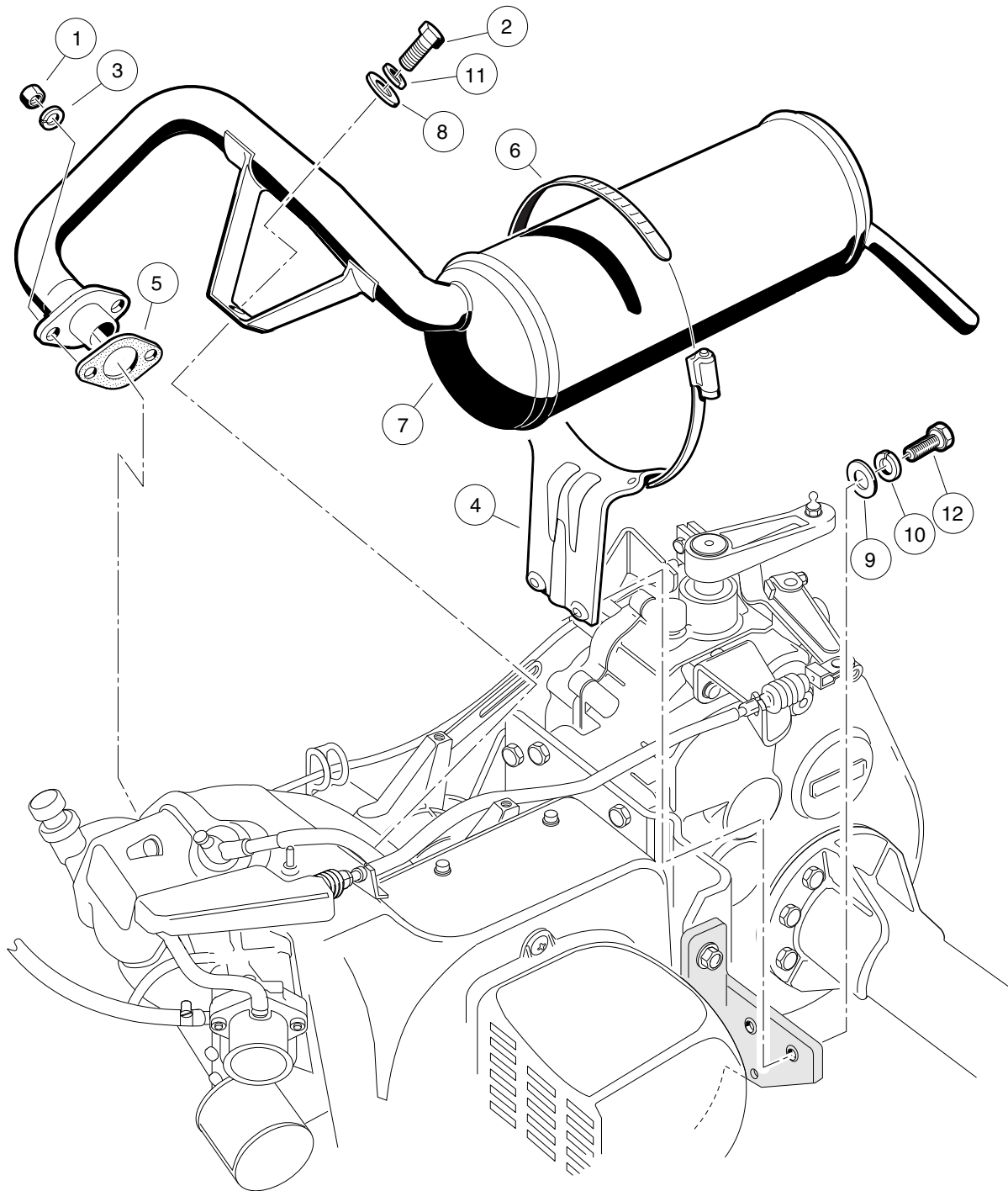


000208-001

## EXHAUST SYSTEM – FE290 ENGINE

ITEM	PART NO.	DESCRIPTION	QTY
		1 2 3 4	
1	1012528	Nut, M8-1.25 Hex .....	2
2	1012830	Screw, M8-125 X 22 Hex-Head .....	1
3	1013734	Lockwasher, 8mm Split .....	2
4	1015330	Gasket, Exhaust .....	1
5	1015814	Bracket, Muffler Mounting .....	1
6	1017689	Clamp, 5" Muffler Hose .....	1
7	101859301	Exhaust System, FE290 .....	1
8	1241	Washer, 5/16 Type A Flat .....	1
9	332	Washer, 1/4 Type A Narrow Flat .....	2
10	451	Lockwasher, 1/4 Split .....	2
11	7174	Lockwasher, 5/16 Split .....	1
12	7847	Screw, 1/4-20 X 0.75 Hex-Head Cap .....	2

**10**  
**G**



000209-001



## EXHAUST SYSTEM – FE350 ENGINE

ITEM	PART NO.	DESCRIPTION	QTY
		<b>1 2 3 4</b>	
1	1012528	Nut, M8-1.25 Hex .....	2
2	1012830	Screw, M8-125 X 22 Hex-Head .....	1
3	1013734	Lockwasher, 8mm Split .....	2
4	1015814	Bracket, Muffler Mounting .....	1
5	1016904	Gasket, Exhaust .....	1
6	1017689	Clamp, 5" Muffler Hose .....	1
7	101859401	Exhaust System, FE350 .....	1
8	1241	Washer, 5/16 Type A Flat .....	1
9	332	Washer, 1/4 Type A Narrow Flat .....	2
10	451	Lockwasher, 1/4 Split .....	2
11	7174	Lockwasher, 5/16 Split .....	1
12	7847	Screw, 1/4-20 X 0.75 Hex-Head Cap .....	2

**10**  
**G**

**10**

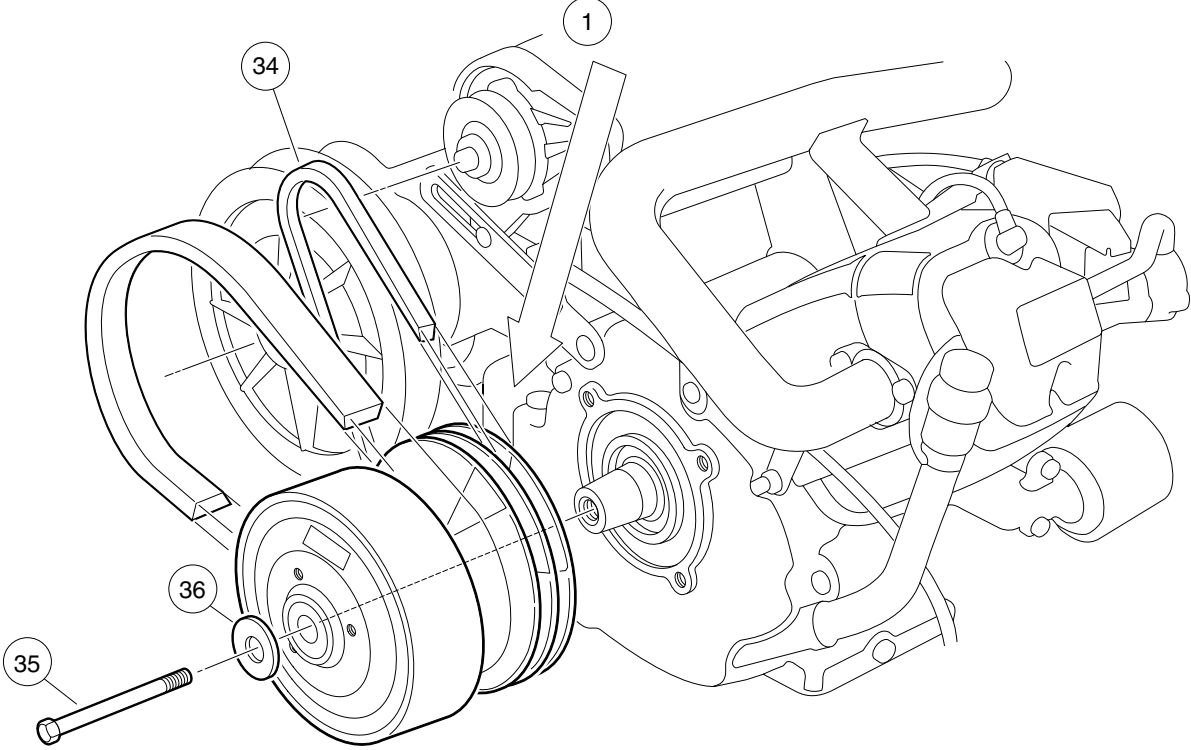
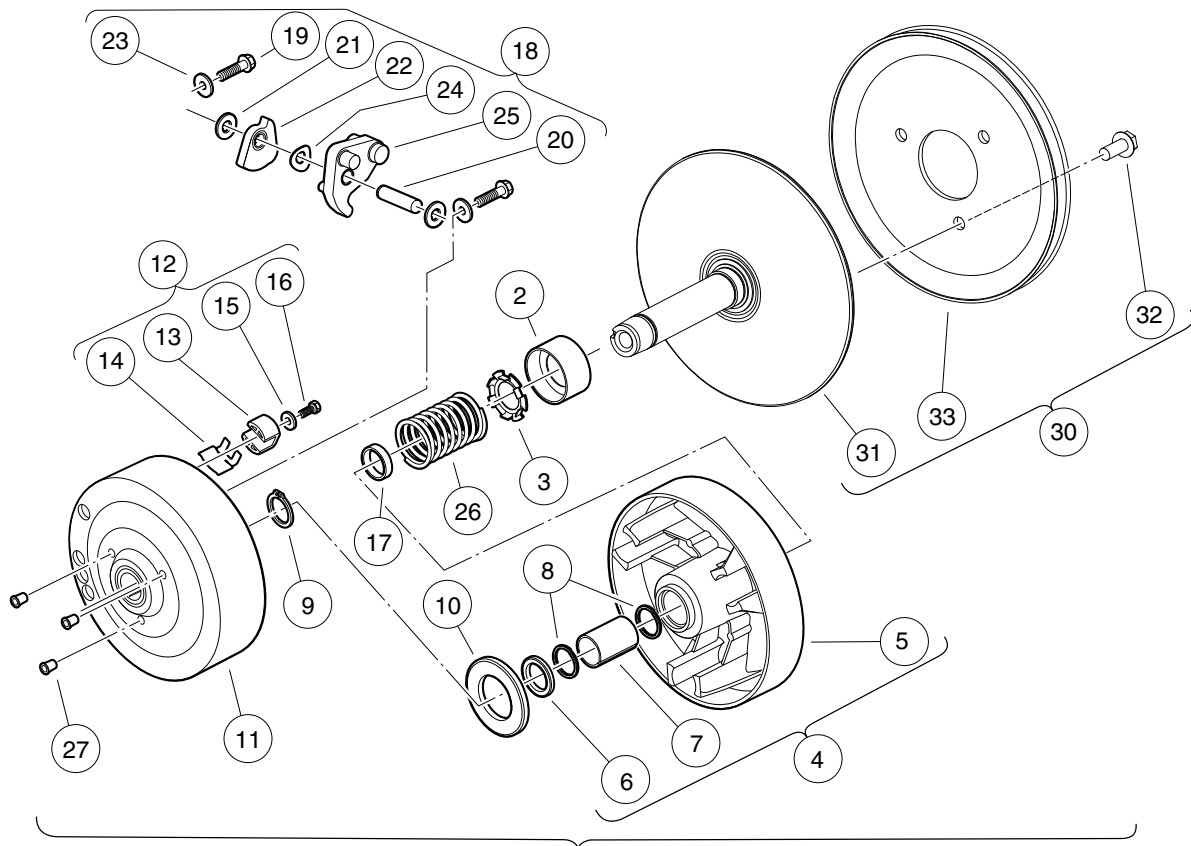
**G**

# TORQUE CONVERTER

---

11

G



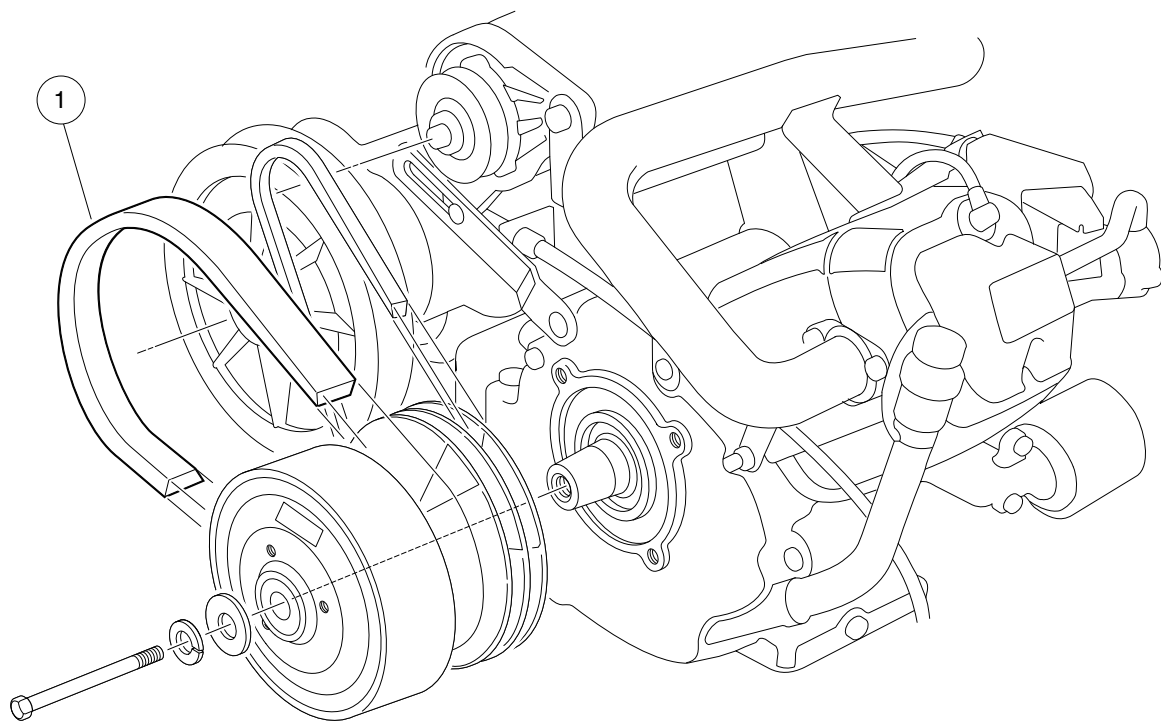
000217-003

# DRIVE CLUTCH

**11**

**G**

ITEM	PART NO.	DESCRIPTION	QTY
		<b>1 2 3 4</b>	
1	101833906	Drive Clutch Assy. FE 350/272 (includes items 2 through 28) .....	1
2	1014049	Bearing, Idler .....	1
3	1014050	Retainer, Spring .....	1
4	1014052	Movable-Face Assembly (includes items 5 through 7) .....	1
5	N/A	Drive Clutch Movable Face .....	1
6	1014055	Retainer .....	1
7	N/A	Bushing, Split, Drive Clutch .....	1
8	1014056	Ring, Spiral Backup .....	2
9	1014057	Ring, 0.810" Internal Retaining .....	1
10	1014058	Thrust Washer .....	1
11	1014059	Drive Hub Assy, Drive Clutch .....	1
12	1014453	Kit, Drive Clutch Button (includes items 13 through 16) .....	1
13	1014062	Driver, Drive Clutch .....	3
14	1014287	Spring, Drive Button .....	3
15	183	Washer, #10 Type A Flat .....	3
16	8450	Screw, #10-24 X 0.50 Hex-Head .....	3
17	1016289	Spacer, Fixed Face Shaft .....	1
18	1016801	Kit, Drive Clutch Weight (includes items 19 through 25) .....	1
19	1014063	Screw, 1/4-20 X 1.00 Hex Head .....	6
20	N/A	Pin, 0.3752 X 1.50 Dowel .....	3
21	1014065	Washer, 0.38" ID Delrin Flat .....	6
22	N/A	Clutch Weight, Secondary .....	3
23	N/A	Washer .....	6
24	1016201	Washer, Wave .....	3
25	N/A	Weight, Primary .....	3
26	1016901	Spring, Drive Clutch .....	1
27	N/A	Cap Plug .....	3
28	101929802	Kit, Fxd Face Dr Asm Fe290/350 (includes items 29 and 30) .....	1
29	N/A	Desiccant Bag (Not Shown) .....	1
30	101929801	Assembly, Fixed-Face Drive (includes items 31 through 33) .....	1
31	N/A	Fixed Face Assembly, Drive Clutch .....	1
32	1014288	Screw, 5/16-18 X 0.75 Thread-Forming .....	3
33	N/A	Pulley, Clutch .....	1
34	101916701	V-Belt .....	1
35	103345701	Screw 3/8-24x5.5 Hex Loc Ptch .....	1
36	808	Washer, 3/8 Type B Flat .....	1
		Note: Item 29 not shown.	



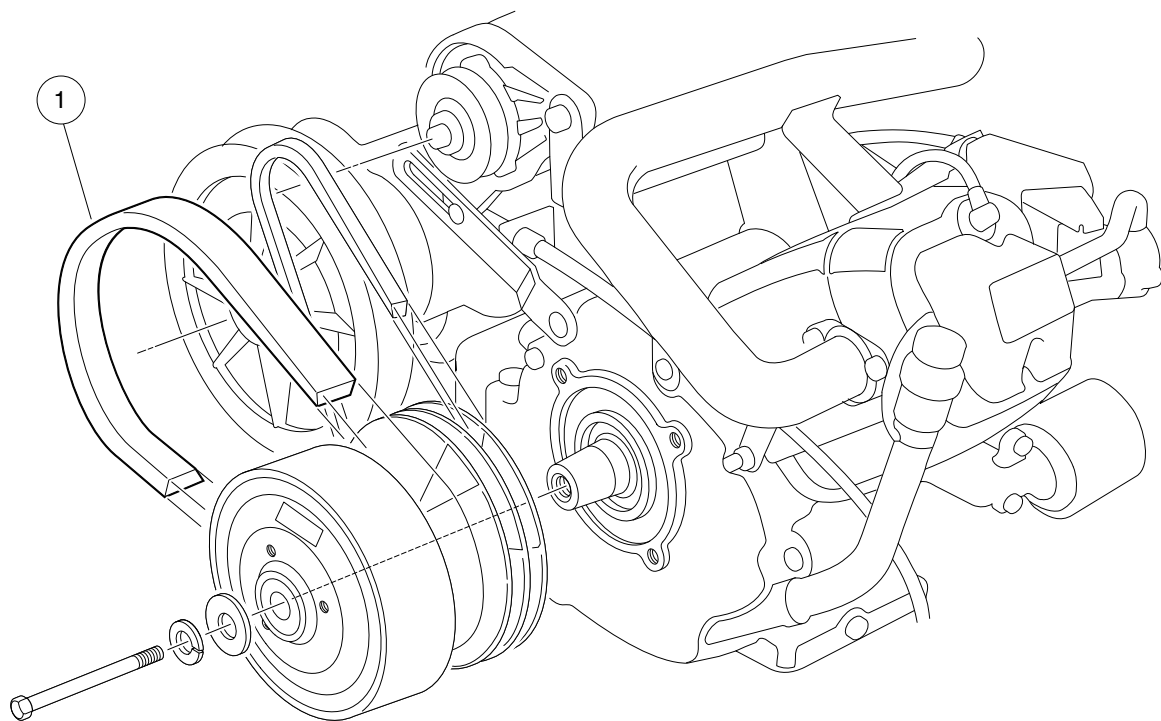
000218-001

# DRIVE BELT – FE290

ITEM	PART NO.	DESCRIPTION	QTY
1	1016203	<div style="display: flex; justify-content: space-between; margin-bottom: 5px;"> <span>1</span><span>2</span><span>3</span><span>4</span> </div> Belt, Drive .....	1

11

G



000218-001

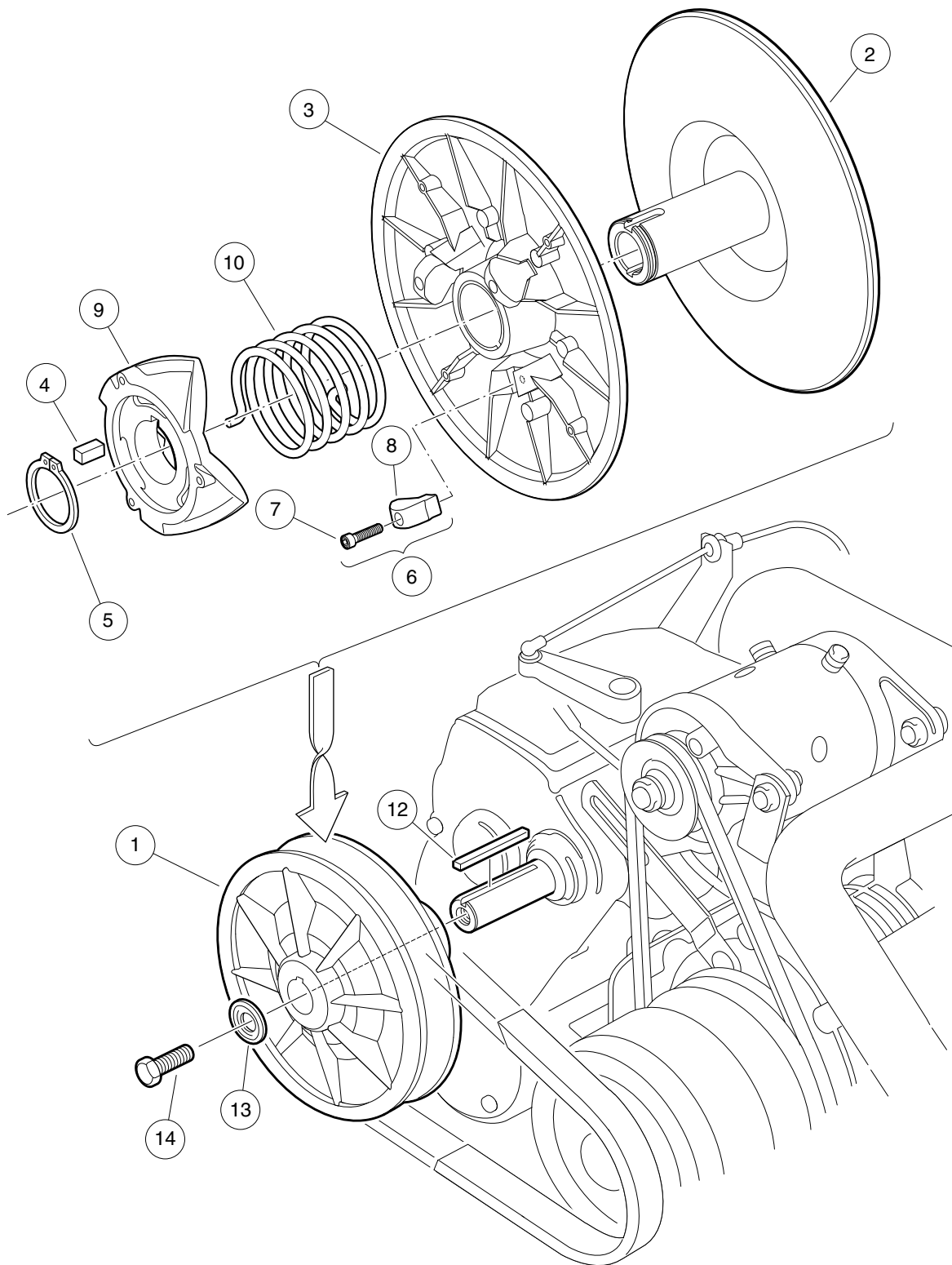


# DRIVE BELT – FE350

ITEM	PART NO.	DESCRIPTION	QTY
1	1017188	<div style="display: flex; justify-content: space-between; margin-bottom: 5px;"> <span>1</span> <span>2</span> <span>3</span> <span>4</span> </div> Belt, Drive (FE350) .....	1

11

G



000219-001

# DRIVEN CLUTCH

ITEM	PART NO.	DESCRIPTION	QTY
		<b>1 2 3 4</b>	
1	101834001	Assembly, Driven Clutch (includes items 2 through 10) .....	1
2	1014070	Fixed Face Assy, Driven Clutch .....	1
3	1014072	Movable-Face Assembly with Bushing .....	1
4	1014078	Key, Driven Clutch .....	1
5	1014080	Ring, Retaining .....	1
6	1014454	Kit, Driven Clutch Button (includes items 7 and 8) .....	1
7	1012836	Screw, #8-32 X 3/4 Socket-Head Cap .....	3
8	1014076	Button, Drive .....	3
9	1017686	Cam, Driven Clutch .....	1
10	101836201	Spring, Driven Clutch, Reversed .....	1
11	AM10419	Kit, Clutch Repair (includes items 12 through 14) .....	1
12	101833401	Key, 3/16 Sq X 1.50" .....	1
13	102155801	Washer, Driven Clutch .....	1
14	102242101	Screw, 5/16-18 X 3/4 Hex-Head with Patch .....	1

**11**  
**G**

11

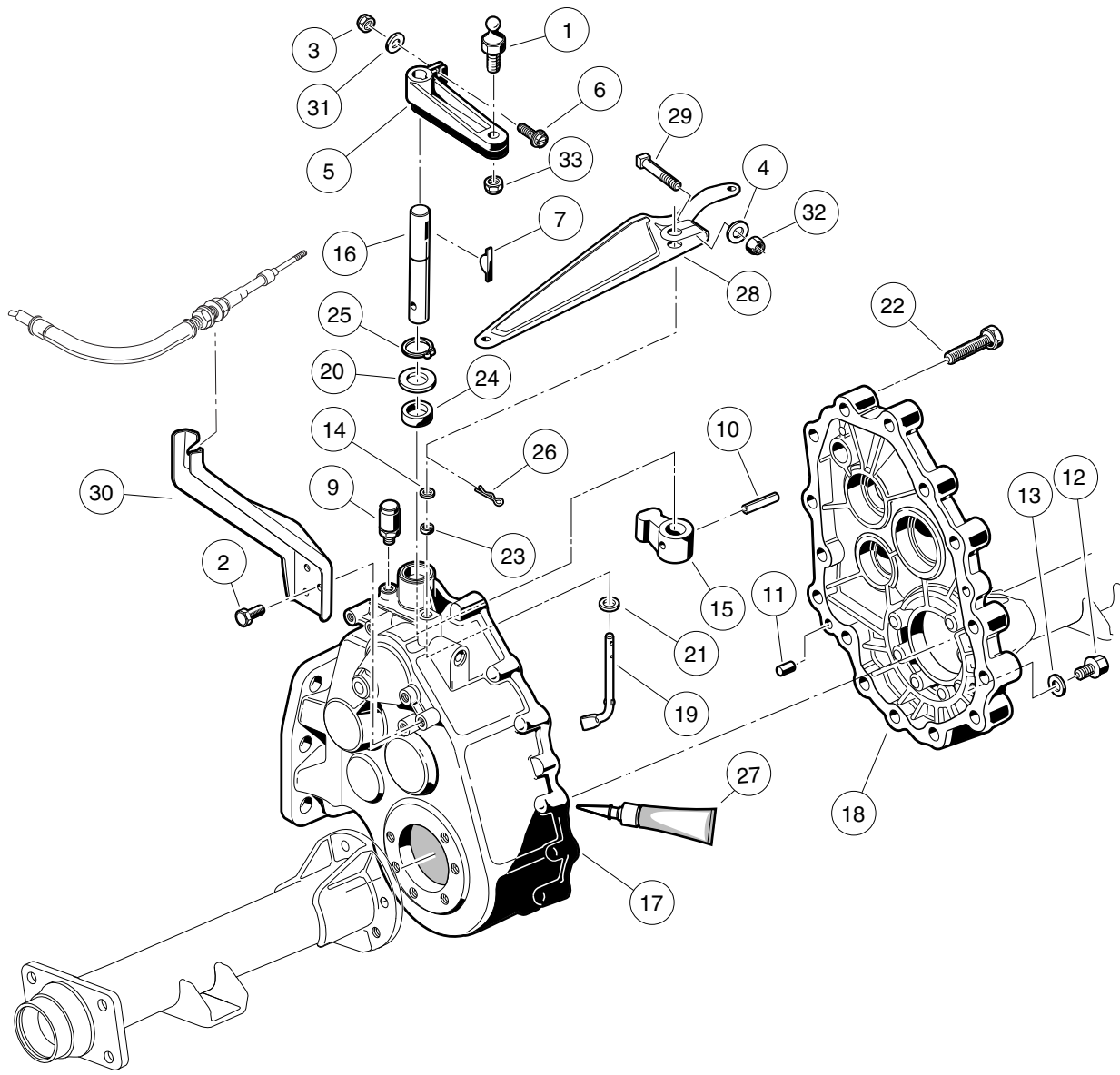
G

# TRANSAXLE AND FNR SHIFTER- GASOLINE VEHICLE

---

12

G



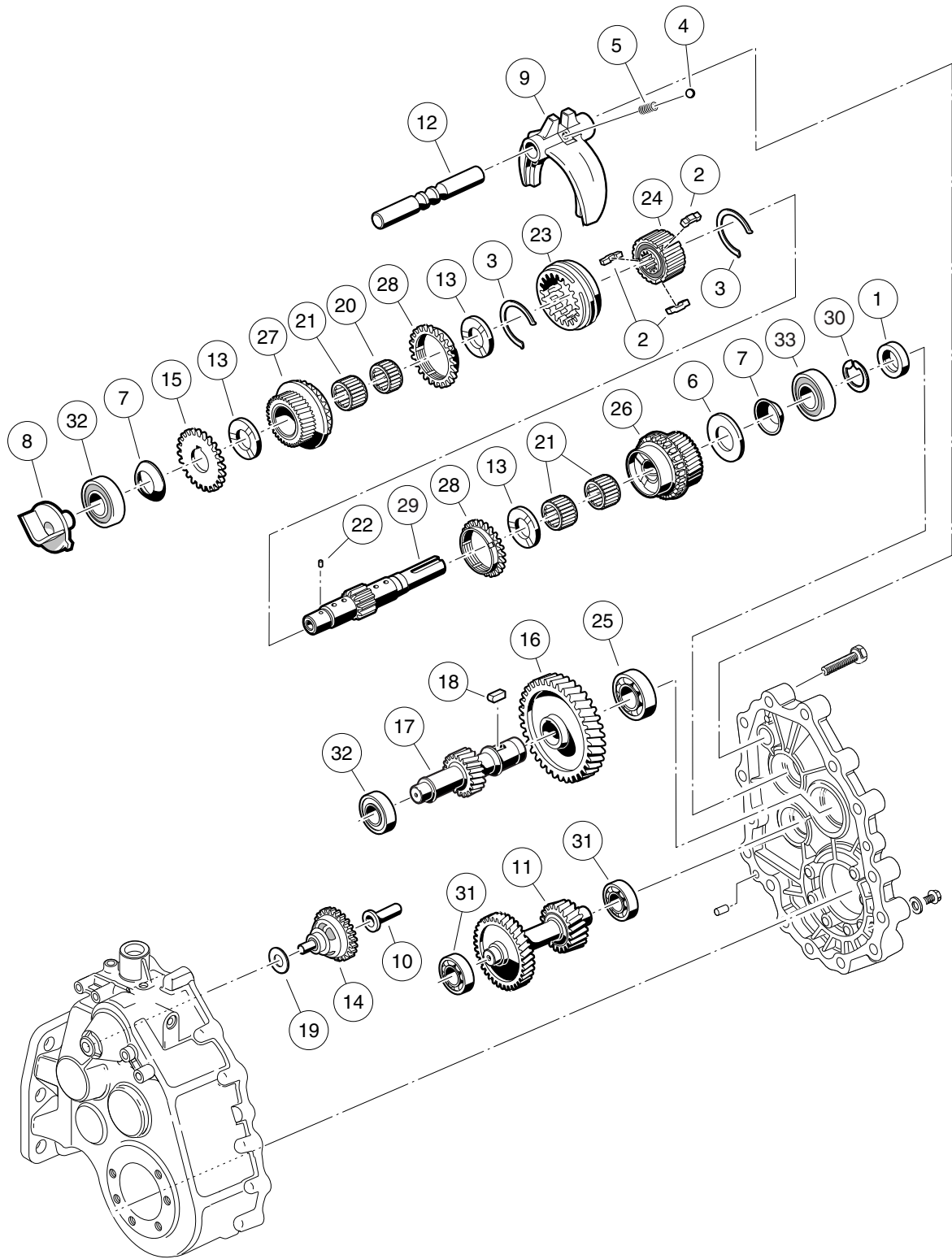
000220-001

# TRANSAXLE – GASOLINE VEHICLES, GEAR CASES AND BRACKETS

ITEM	PART NO.	DESCRIPTION	QTY
		<b>1 2 3 4</b>	
1	1010954	Stud, 1/4-28 X 0.560 Ball .....	1
2	1012285	Screw, 1/4 X 0.625 Hex-Head .....	3
3	1013061	Locknut, #10-32 Nylon Insert .....	1
4	1014007	Washer, 1/4 Flat .....	1
5	1016341	Lever, Transmission Shift .....	1
6	1017082	Screw, #10-32 X 0.75, Hex-Head Machine .....	1
7	1017231	Key, Woodruff .....	1
8	101833601	Transaxle, 11.77 Ratio (includes items 9 through 27) .....	1
9	1012711	Breather .....	1
10	1012752	Roll Pin .....	1
11	1012896	Pin, Dowel .....	2
12	1013760	Fill Plug .....	2
13	1016432	Gasket, Drain Plug .....	1
14	1016513	Washer, M6 Flat .....	1
15	101890101	Lever, Change .....	1
16	101890201	Shaft - Change .....	1
17	101890501	Gear Case (driver side) .....	1
18	101890601	Gear Case (passenger side) .....	1
19	101891301	Arm Pivot .....	1
20	101892901	Washer .....	1
21	101893801	Washer .....	1
22	101926901	Screw, M8-1.25 X 40mm Hex-Head .....	15
23	101927101	Seal, Oil .....	1
24	101927201	Seal, Oil .....	1
25	101927301	Snap Ring .....	1
26	101928601	Pin, Cotter .....	1
27	101928701	Liquid Gasket (Transaxle case) .....	1
28	101834801	Arm, Governor .....	1
29	101886101	Screw, 1/4-20 X 1.00 Square-Head .....	1
30	102045901	Bracket, Shifter .....	1
31	183	Washer, #10 Type A Flat .....	1
32	8233	Locknut, 1/4-20 Nylon Insert .....	1
33	8717	Locknut, 1/4-28 Nylon Insert .....	1

12

G



000221-001

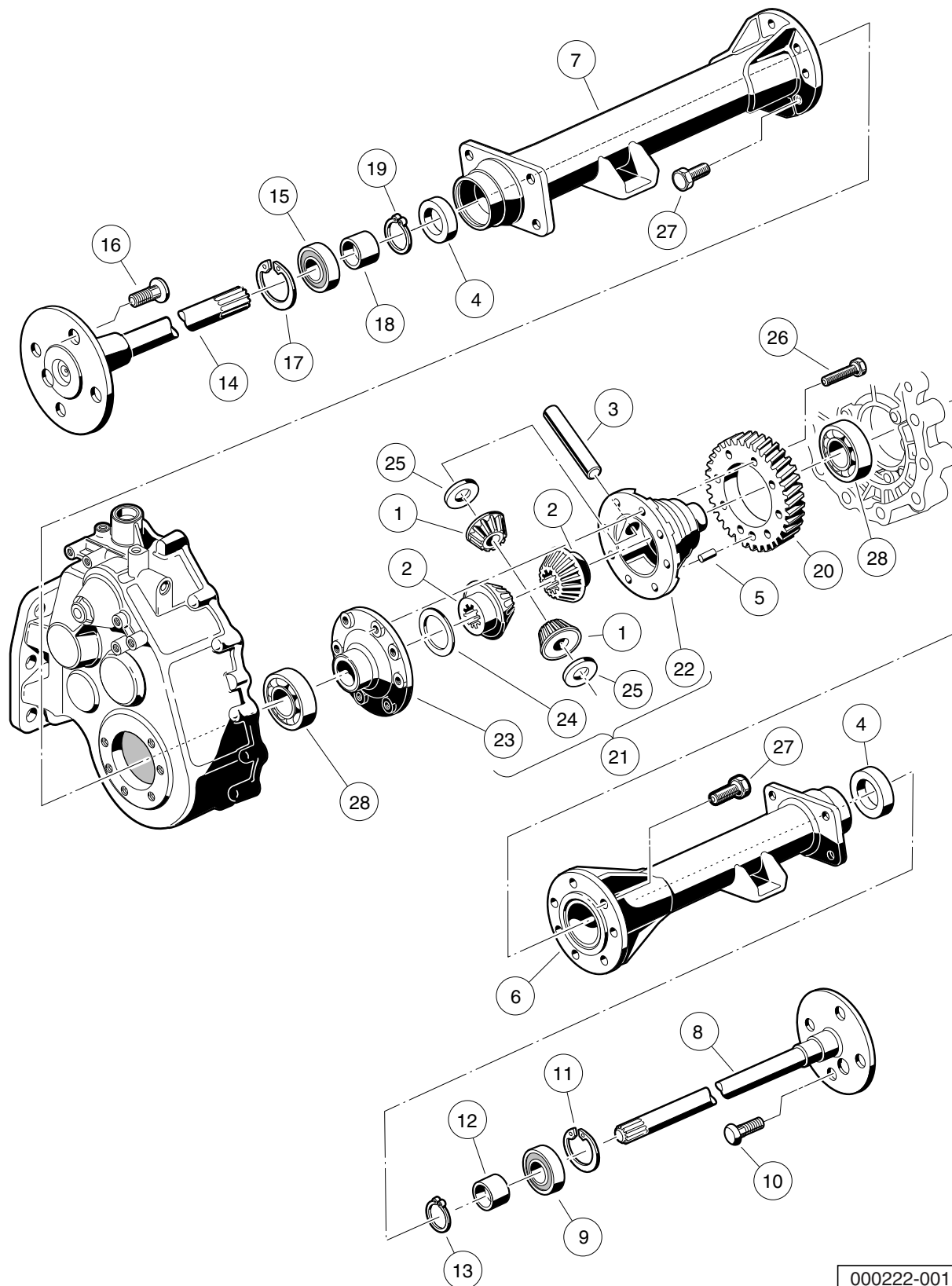


# TRANSAXLE – GASOLINE VEHICLES, TRANSMISSION AND GEAR REDUCTION

12

G

ITEM	PART NO.	DESCRIPTION	QTY
		1 2 3 4	
1	1012714	Oil Seal .....	1
2	1012740	Synchro Insert .....	3
3	1012741	Synchro Spring .....	2
4	1012747	Shifter Ball .....	1
5	1012748	Shifter Spring .....	1
6	1016337	Washer, Thrust .....	1
7	1016338	Washer, Spring .....	2
8	101889401	Guide .....	1
9	101890001	Fork - Shift .....	1
10	101891601	Sleeve, Governor .....	1
11	101891901	Gear, Cluster .....	1
12	101892001	Rod, Shift .....	1
13	101892201	Plate, Thrust .....	3
14	101892301	Governor Assembly .....	1
15	101892401	Gear, Spur .....	1
16	101892501	Gear, Helical (61 Tooth) .....	1
17	101892601	Gear, Helical (17 Tooth) .....	1
18	101893201	Key Sunk .....	1
19	101893901	Washer .....	1
20	101927501	Needle Bearing .....	1
21	101927601	Needle Bearing .....	3
22	101927701	Pin, .116" Dia X 0.264 Dowel .....	1
23	101927901	Sleeve, Synchro .....	1
24	101928001	Hub, Synchro Clutch .....	1
25	101928101	Bearing, Ball .....	1
26	101980801	Gear Assembly, 16-Degree Synchro (25 Tooth) .....	1
27	101980901	Gear Assembly, 16-Degree Rear Synchro (28 Tooth) .....	1
28	101981001	Ring, 16-Degree Synchronizer .....	2
29	102453001	Shaft, Trans, with Circlip .....	1
30	102453101	Circlip .....	1
31	7335	Bearing .....	2
32	AM10080	Bearing, Ball, Sealed .....	2
33	AM10081	Bearing, Ball, Sealed .....	1
<p>Note: Items listed on this page are components of the unitized transaxle.</p>			



000222-001

# TRANSAXLE – GASOLINE VEHICLES, DIFFERENTIAL AND AXLES

ITEM	PART NO.	DESCRIPTION	QTY
		<b>1 2 3 4</b>	
1	1013770	Differential Idler Gear .....	2
2	1013771	Gear, Differential .....	2
3	1013772	Pin, Differential .....	1
4	1013794	Axle Shaft Oil Seal .....	2
5	1014193	Dowel Pin .....	1
6	101890901	Pipe .....	1
7	101891001	Pipe .....	1
8	101891401	Axle Assembly, Passenger Side (includes items 9 through 13) .....	1
9	1011291	Outer Axle, Tube Bearing .....	1
10	1013787	Lug Stud .....	4
11	1013792	Circlip Type C .....	1
12	1014207	Bushing .....	1
13	1016672	Retaining Ring .....	1
14	101891501	Axle Assembly, Driver-Side (includes items 15 through 19) .....	1
15	1011291	Outer Axle, Tube Bearing .....	1
16	1013787	Lug Stud .....	4
17	1013792	Circlip Type C .....	1
18	1014207	Bushing .....	1
19	1016672	Retaining Ring .....	1
20	101892701	Gear, Helical .....	1
21	101910501	Kit, Differential Gear Case (includes items 22 through 25) .....	1
22	1013768	Differential Gear Case, Left-Hand .....	1
23	1013769	Differential Gear Case, Right-Hand .....	1
24	1013773	Plate, Thrust (Differential Gear) .....	1
25	1013774	Plate, Thrust (Idler Gear) .....	2
26	101928301	Screw, M8-1.25 X 35mm Hex Head .....	8
27	102031901	Bolt, M10 X 1.5 X 30mm .....	14
28	7330	Inner Axle Tube Bearing .....	2

**12**  
**G**



# FORWARD/REVERSE SHIFTER ASSEMBLY – GASOLINE VEHICLES

ITEM	PART NO.	DESCRIPTION	QTY
		<b>1 2 3 4</b>	
1	1012987	Handle, FNR .....	1
2	1015064	Screw, #8-32 X 0.63 Machine .....	1
3	1016201	Washer, Wave .....	1
4	1016947	Assembly, FNR Shifter (includes items 5 through 21) .....	1
5	1010954	Stud, 1/4-28 X 0.560 Ball .....	1
6	1012431	Washer, #4 Flat .....	4
7	1012594	Screw, #4-40 Machine .....	2
8	1013587	FNR Bell Crank Weldment .....	1
9	1013589	Ring, 0.338" Internal Retaining .....	1
10	1013590	Spring, FNR Cam .....	1
11	1013591	Pin, 1/8 X 1/2 Roll .....	1
12	1014089	Neutral Lockout Cam Kit (includes item 13) .....	1
13	1014065	Washer, 0.38" ID Delrin Flat .....	1
14	1014145	Bushing, Secondary Weight, Split .....	2
15	1014727	Washer, #4 Nylon Flat .....	2
16	1014807	Switch, Limit .....	1
17	1016342	FNR Shifter Base .....	1
18	101979101	Assembly, Switch, Limit .....	1
19	8057	Nut, #4-40 Hex Machine .....	4
20	8058	Lockwasher, #4 Split .....	2
21	8717	Locknut, 1/4-28 Nylon Insert .....	1
22	8233	Locknut, 1/4-20 Nylon Insert .....	4
23	8248	Screw, 1/4-20 X 0.75 Truss-Head Machine .....	4

**12**  
**G**

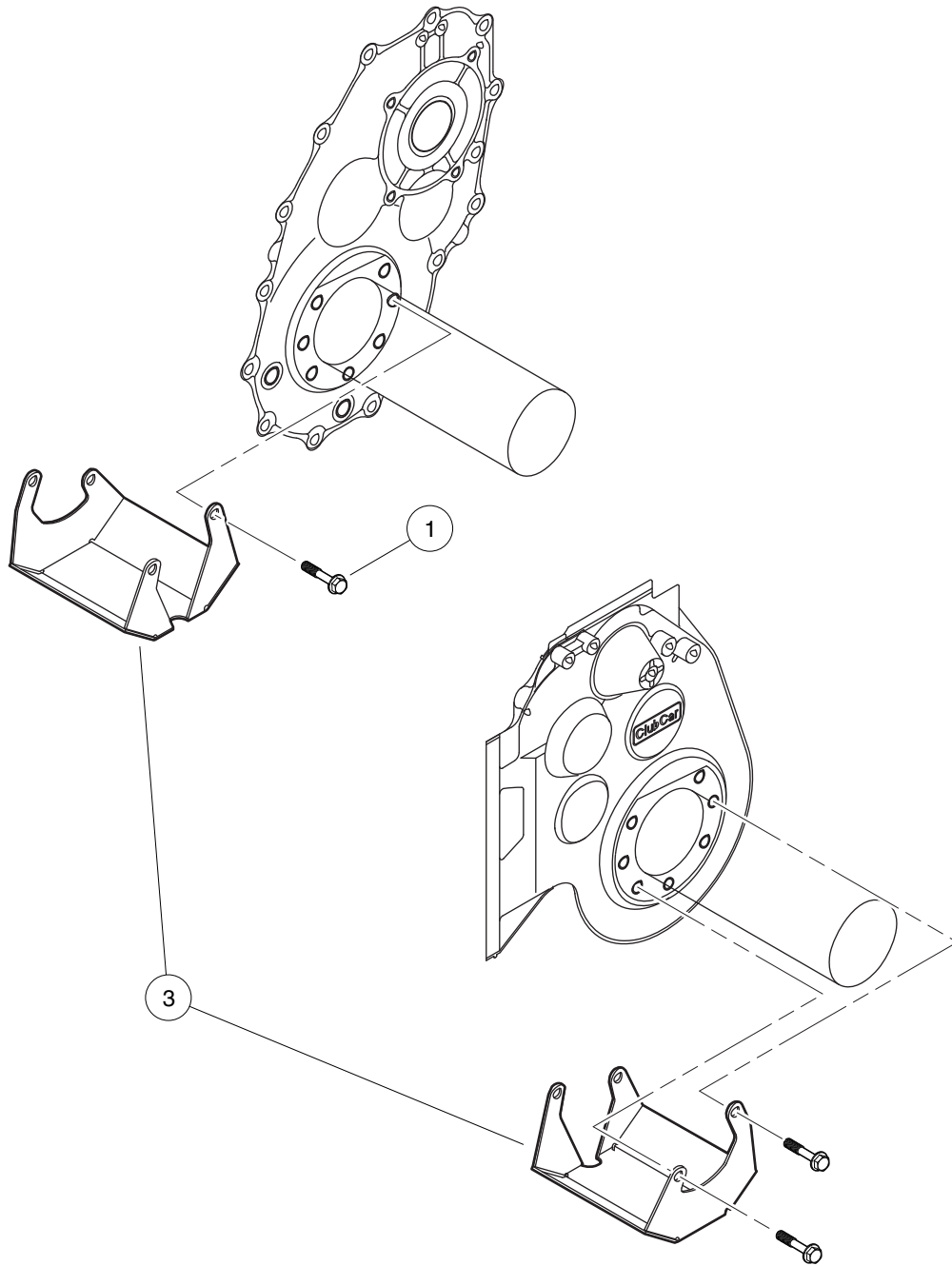


# FORWARD/REVERSE SHIFTER CABLE – GASOLINE VEHICLES

ITEM	PART NO.	DESCRIPTION	QTY
		1 2 3 4	
1	1012285	Screw, 1/4 X 0.625 Hex-Head .....	3
2	101855801	Cable Retainer .....	1
3	101922601	Bracket, Shifter .....	1
4	101951501	FNR Shifter Cable (includes items 5 through 7) .....	1
5	1012333	Joint, #10-32 Ball .....	2
6	103379501	Cable, Transmission Shifter Ds .....	1
7	7893	Nut, #10-32 Hex .....	2
8	332	Washer, 1/4 Type A Narrow Flat .....	4
9	8233	Locknut, 1/4-20 Nylon Insert .....	4
10	8251	Screw, 1/4-20 X 1.0 Truss-Head Machine .....	4

12

G



000366-001



# DIFFERENTIAL GUARD – XRT810

ITEM	PART NO.	DESCRIPTION	QTY
		<b>1 2 3 4</b>	
1	101926901	Screw, M8-1.25 X 40mm Hex-Head .....	4
2	101932902	Diff Guard Unitized Kit (Includes Instructions) (includes item 3) .....	1
3	N/A	Guard, Unitized Differential .....	1

12

G

12

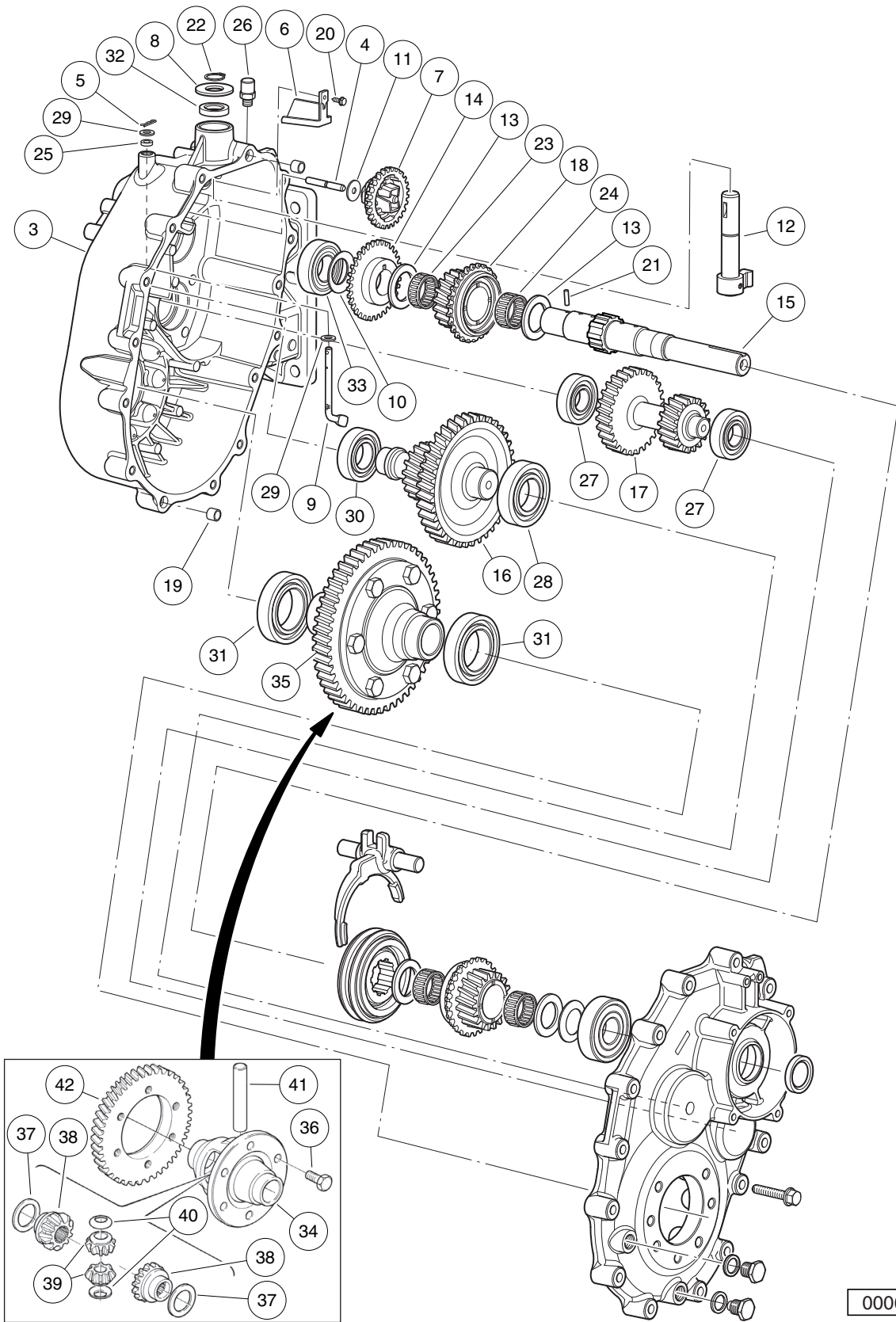
G

# GRAZIANO TRANSAXLE – GASOLINE VEHICLE

---

13

G



000680-001

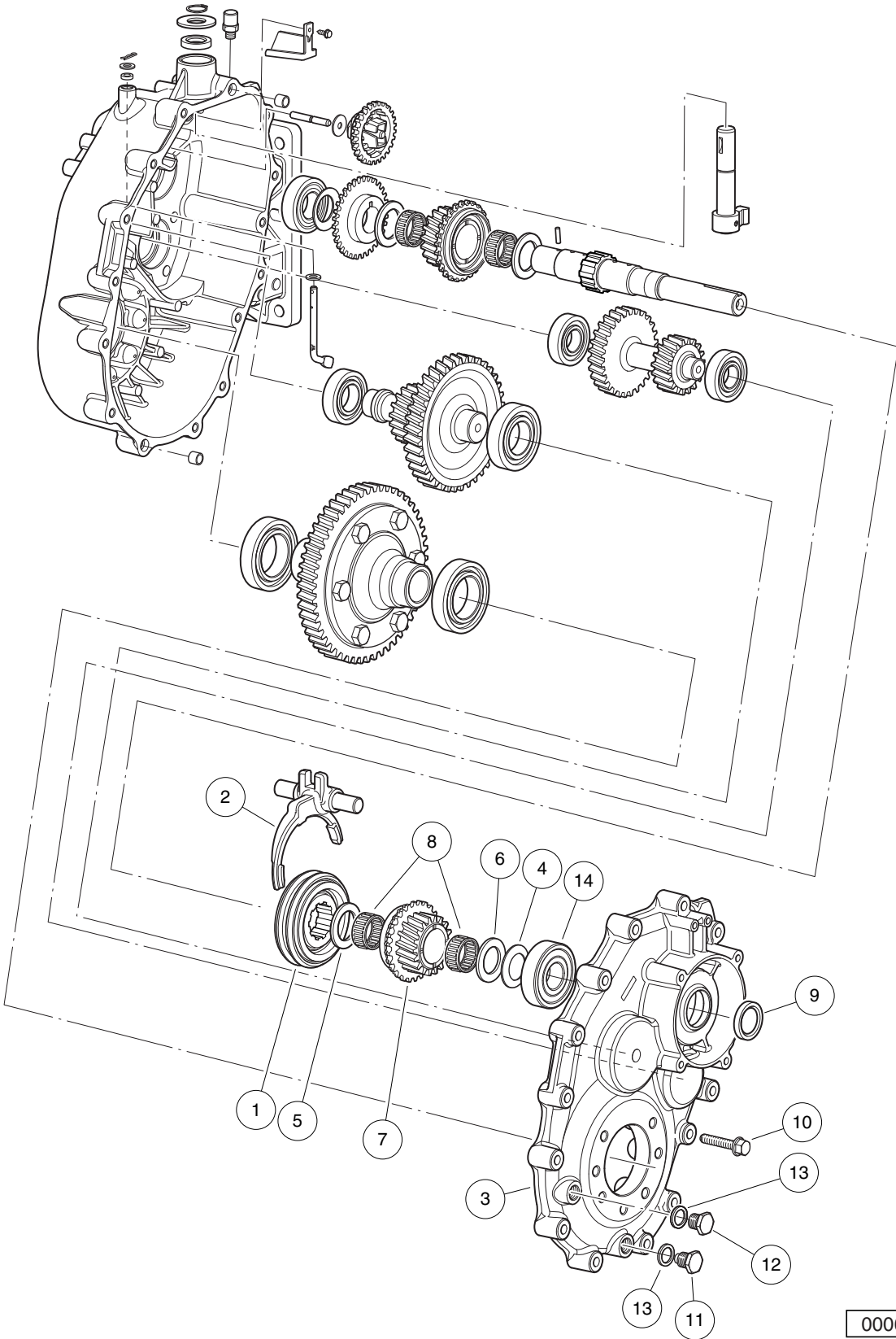
# GRAZIANO TRANSAXLE – GASOLINE VEHICLES

ITEM	PART NO.	DESCRIPTION	QTY
		1 2 3 4	
1	102896801	Transaxle, Unitized, Graziano (includes items 2 through 35) .....	1
2	102896901	Gear Box, Complete (includes items 3 and 4) .....	1
3	N/A	Gear Box .....	1
4	N/A	Pin, Speed Governor .....	1
5	102897401	Pin, Split .....	1
6	102897601	Conveyor, Oil .....	1
7	102897701	Assembly, Speed Governor .....	1
8	102897801	Washer, Thrust .....	1
9	102897901	Lever, Speed Governor .....	1
10	102898001	Washer, Belleville .....	1
11	102898101	Bearing, Thrust .....	1
12	102898201	Unit, Drive Selector .....	1
13	102898301	Bearing, Thrust .....	2
14	102898501	Gear, Speed Governor .....	1
15	102898601	Shaft, Main .....	1
16	102898701	Shaft, Secondary .....	1
17	102898801	Shaft, Reverse Gear .....	1
18	102899001	Gear, Complete, 28t .....	1
19	102899101	Dowel .....	2
20	102899201	Screw .....	1
21	102899301	Pin .....	1
22	102899401	Ring, Snap .....	1
23	102899501	Cage, Roller .....	1
24	102899601	Cage, Roller .....	1
25	102899701	Grommet .....	1
26	102899801	Bleeder .....	1
27	102900401	Bearing .....	2
28	102900501	Bearing .....	1
29	102900601	Washer .....	2
30	102900701	Bearing .....	1
31	102900801	Bearing .....	2
32	102900901	Grommet .....	1
33	102901001	Bearing .....	1
34	102901201	Box, Differential .....	1
35	102902001	Assembly, Differential (includes items 36 through 42) .....	1
36	102901301	Screw, M10 X 25 .....	6
37	102901401	Ring, Sleeve .....	2
38	102901501	Gear, Sun .....	2
39	102901601	Gear, Planetary .....	2
40	102901701	Ring, Sleeve .....	2
41	102901801	Pin .....	1
42	102901901	Gear .....	1

**13**

**G**

**13**  
**G**



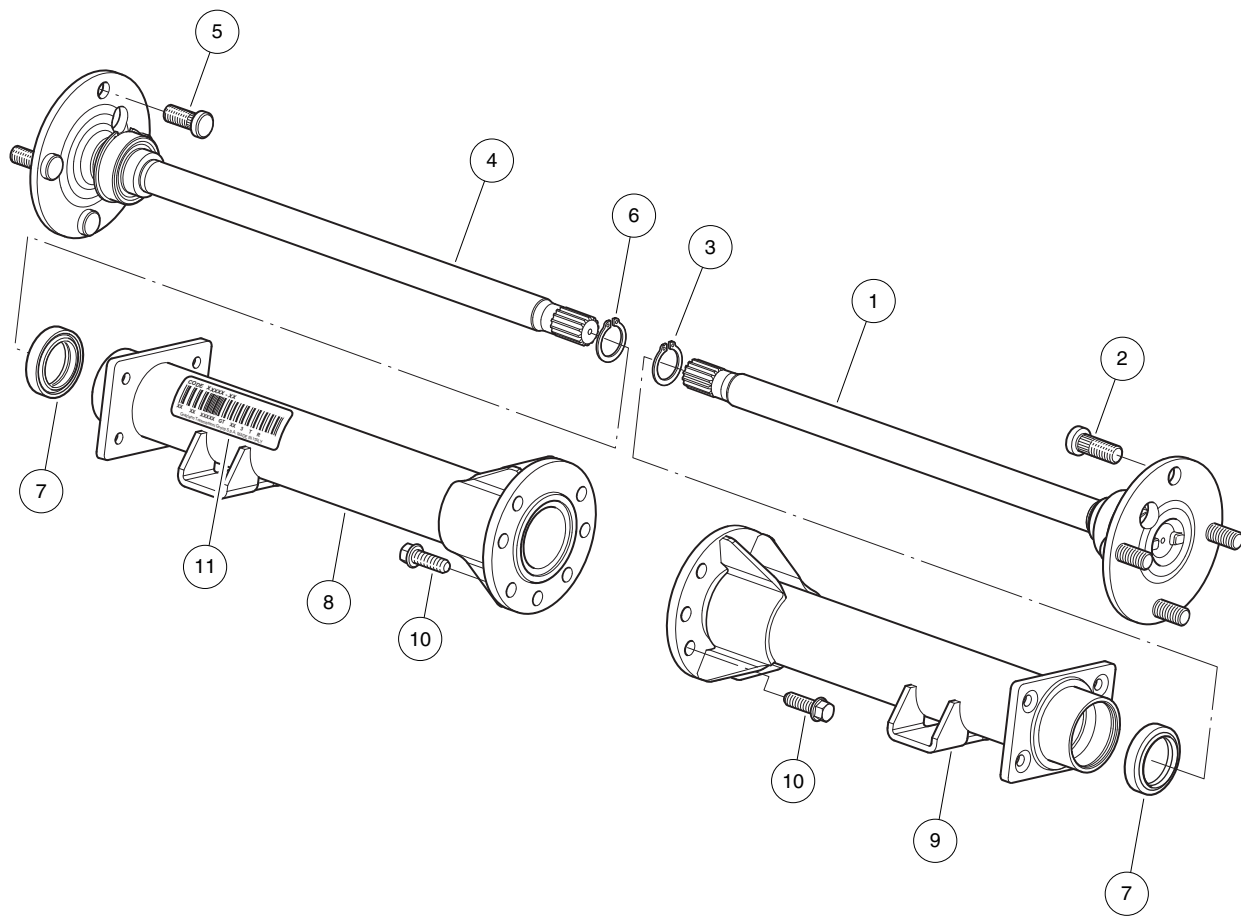
000680-002

## GRAZIANO TRANSAXLE – GASOLINE VEHICLES

ITEM	PART NO.	DESCRIPTION	QTY
		1 2 3 4	
1	102897201	Synchronizer, Complete .....	1
2	102897301	Fork, Complete .....	1
3	102897501	Cover, Box .....	1
4	102898001	Washer, Belleville .....	1
5	102898301	Bearing, Thrust .....	1
6	102898401	Washer, Thrust .....	1
7	102898901	Gear, Complete, 25t .....	1
8	102899601	Cage, Roller .....	2
9	102899901	Grommet .....	1
10	102900001	Screw .....	15
11	102900101	Plug, Magnetic .....	1
12	102900201	Plug .....	1
13	102900301	Seal .....	2
14	102901101	Bearing .....	1
<p>Note: Items listed on this page are components of the Graziano transaxle assembly.</p>			

13

G



000681-001



## GRAZIANO TRANSAXLE – GASOLINE VEHICLES

ITEM	PART NO.	DESCRIPTION	QTY
		1 2 3 4	
1	102902101	Shaft, Short, Complete (includes items 2 and 3) .....	1
2	102902301	Bolt, Stud .....	4
3	102902401	Snap Ring .....	1
4	102902201	Shaft, Long, Complete (includes items 5 and 6) .....	1
5	102902301	Bolt, Stud .....	4
6	102902401	Snap Ring .....	1
7	102902501	Seal, Lip .....	2
8	102902601	Assembly, Tube Extension, Lh .....	1
9	102902701	Assembly, Tube Extension, Rh .....	1
10	102902801	Screw, M10 X 30 .....	14
11	N/A	Tag, Serial .....	1
<p>Note: Items listed on this page are components of the Graziano transaxle assembly.</p>			

13

G

13

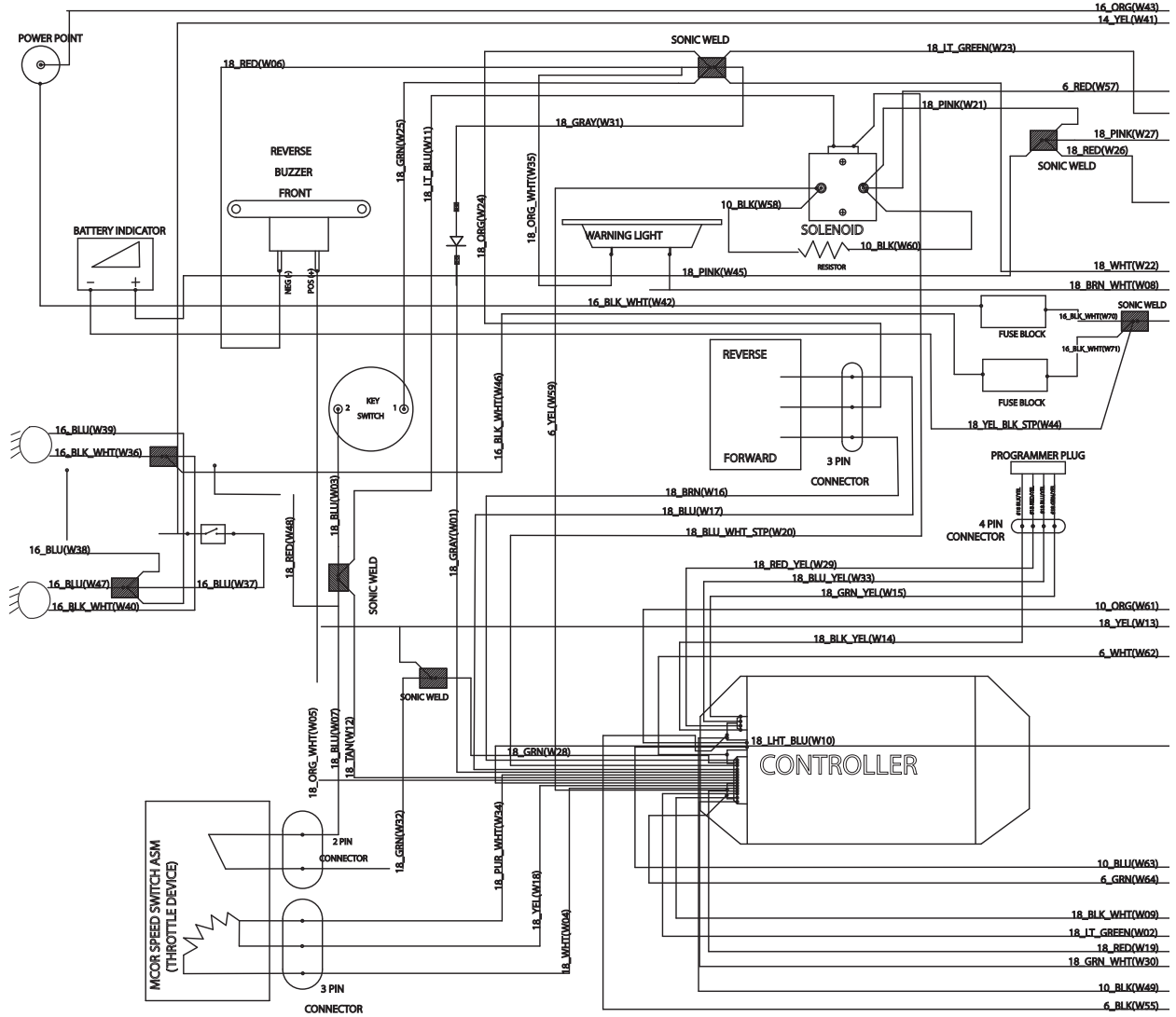
G

# ELECTRICAL SYSTEM – ELECTRIC VEHICLES

---

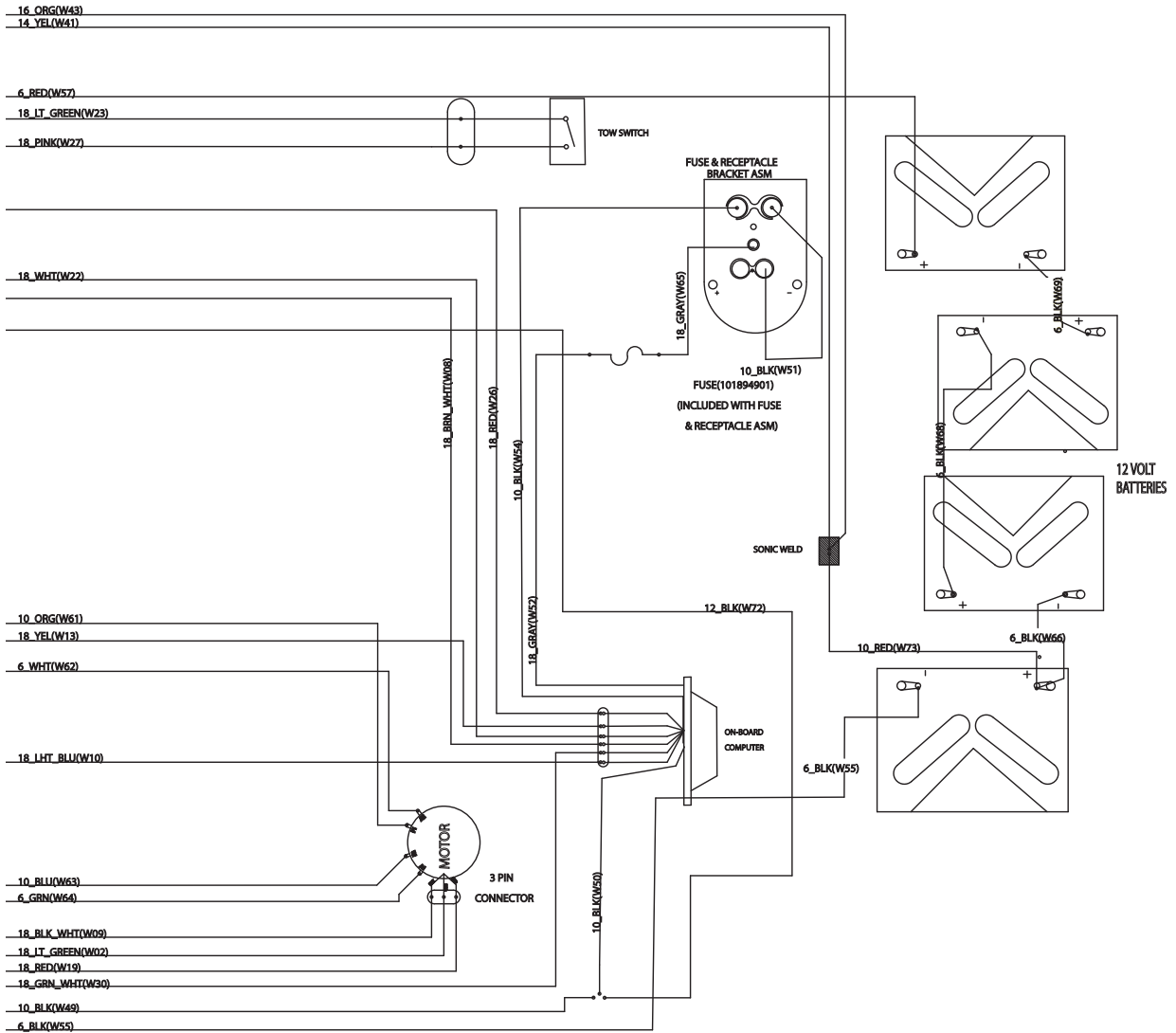
14

*E*



- (PIN 14) LT GREEN : TO MOTOR SPEED SENSOR OUTPUT
- (PIN 15) RED : TO HIGH SPEED OF MOTOR SPEED SENSOR
- (PIN 16) BLUE : TO FNR SWITCH "REV"
- (PIN 13) BLK/WHT : TO LOW SIDE OF MOTER SPEED SENSOR
- (PIN 12) BLU/WHT : TO LOW SIDE OF SOLENOID COIL
- (PIN 11) : OPEN
- (PIN 10) TAN : TO KEY SWITCH SONIC WELD
- (PIN 9) GRAY : AUX
- (PIN 8) BROWN : TO FNR SWITCH "FOR"
- (PIN 7) ORG/WHT : TO LOW SIDE OF REVERSE BUZZER
- (PIN 6) GREEN : TO ACCELERATOR LIMIT SWITCH
- (PIN 5) LT BLUE : TO OBC "CONTROLLER LOCKOUT"
- (PIN 4) GRN/WHT : TO S.O.C
- (PIN 3) PUR/WHT : TO LOW SIDE OF POTENTIOMETER
- (PIN 2) YELLOW : TO SLIDER OF POTENTIOMETER
- (PIN 1) WHITE : TO HIGH SIDE OF POTENTIOMETER

000233-001



000233-001

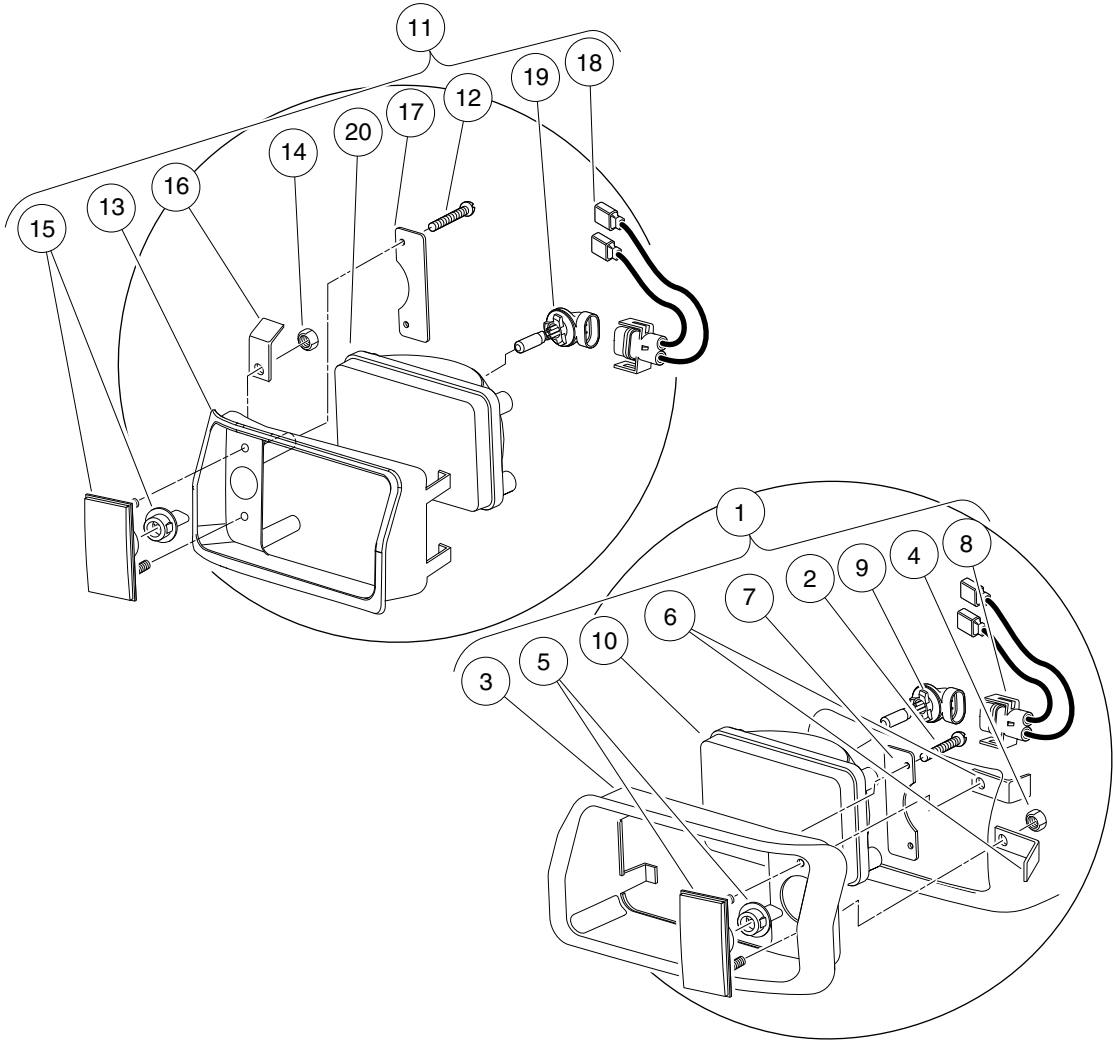
See previous two pages for illustration.

# WIRING – ELECTRIC VEHICLE

ITEM	PART NO.	DESCRIPTION	QTY
1	102810501	1 2 3 4 Wire Harness, Electric Vehicle .....	1

14

E



000073-001

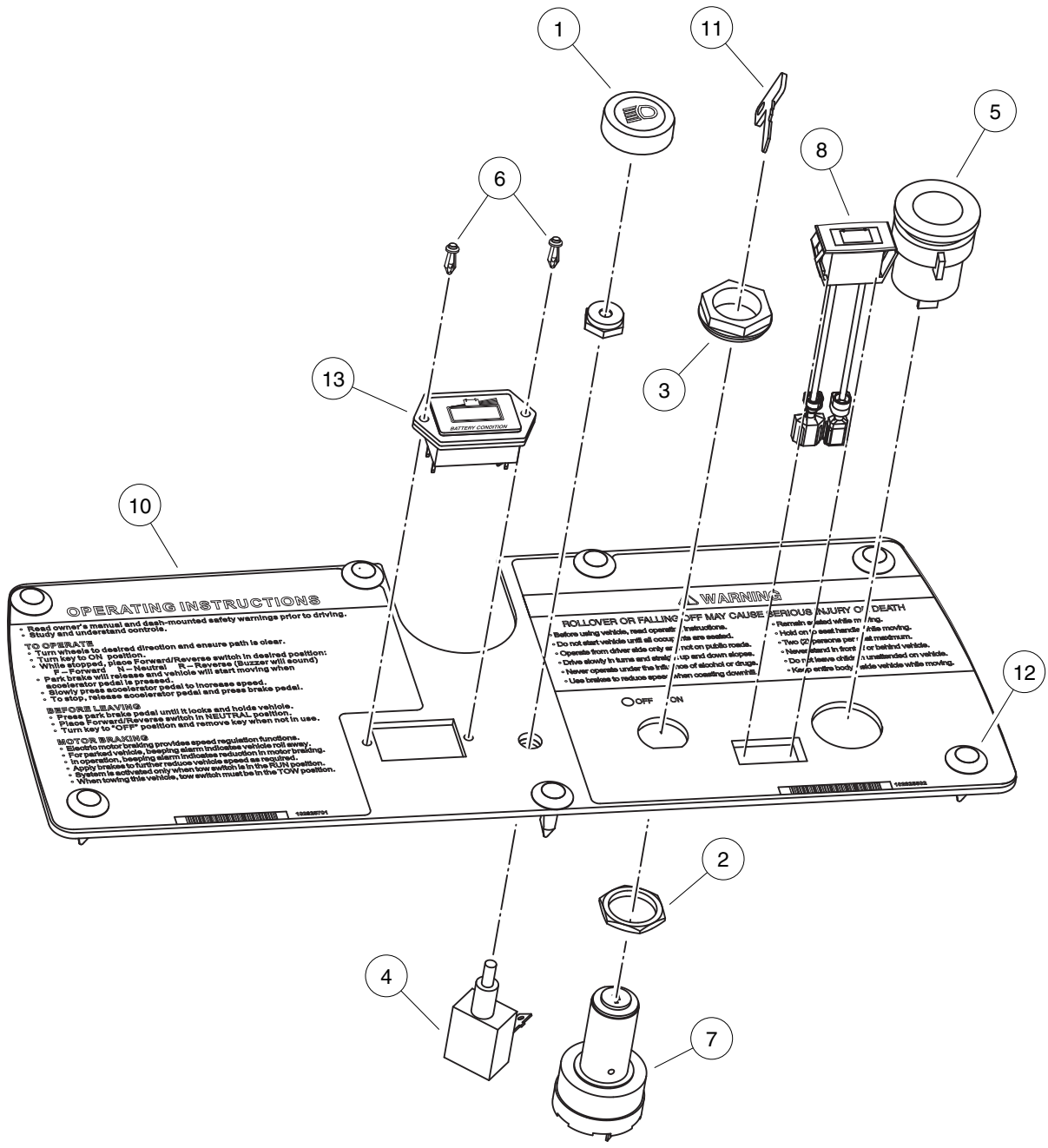


# HEADLIGHTS

**14**

**E**

ITEM	PART NO.	DESCRIPTION	QTY
		<b>1 2 3 4</b>	
1	101988001	Headlight Assembly, Driver-Side Single Beam (includes items 2 through 10) .....	1
2	1013461	Screw, #10-16 Hex-Head Hi-Lo .....	2
3	1016880	Headlight Bezel, Left .....	1
4	1017	Nut, #10-24 Stainless-Steel Hex Machine .....	2
5	1017062	Turn Signal Lens Assy .....	1
6	1017064	Mounting Bracket .....	2
7	1017065	Retainer, Headlight .....	1
8	101987901	Connector Harness Assembly, Headlight .....	1
9	101988101	Bulb, Headlight .....	1
10	101988201	Lens, Headlight .....	1
11	101988002	Headlight Assy, Passenger-Side Single Beam (includes items 12 through 20) .....	1
12	1013461	Screw, #10-16 Hex-Head Hi-Lo .....	2
13	1016879	Headlight Bezel, Right .....	1
14	1017	Nut, #10-24 Stainless-Steel Hex Machine .....	2
15	1017062	Turn Signal Lens Assy .....	1
16	1017064	Mounting Bracket .....	2
17	1017065	Retainer, Headlight .....	1
18	101987901	Connector Harness Assembly, Headlight .....	1
19	101988101	Bulb, Headlight .....	1
20	101988201	Lens, Headlight .....	1



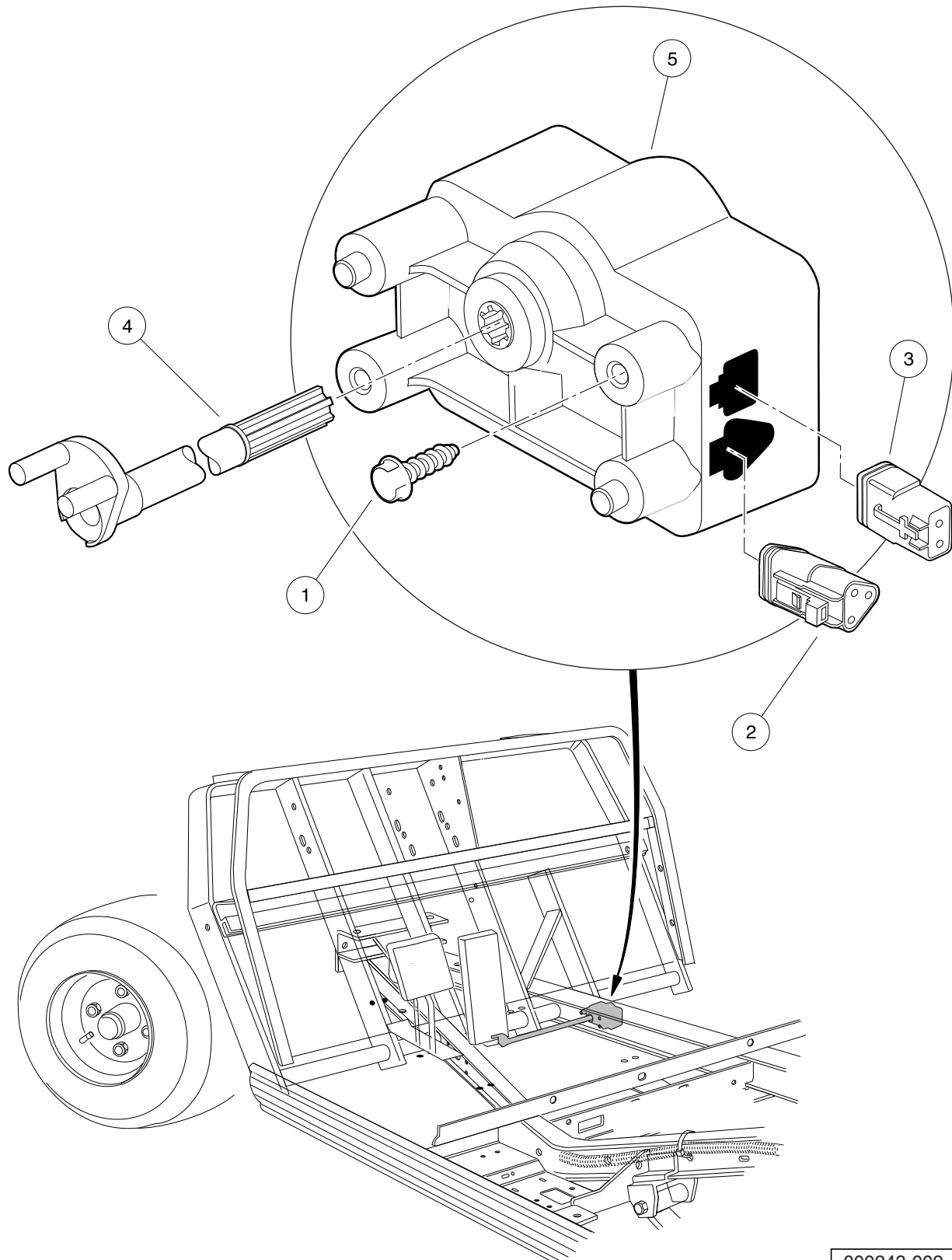
000231-001

# ELECTRICAL COMPONENTS, FRONT BODY – ELECTRIC VEHICLE

ITEM	PART NO.	DESCRIPTION	QTY
		<b>1 2 3 4</b>	
1	1013857	Knob, Light Switch .....	1
2	101830701	Nut, Key Switch .....	1
3	102051701	Nut, Key Switch .....	1
4	102051901	Switch, Light .....	1
5	102198001	Receptacle, Accessory .....	1
6	102499001	Rivet, Micro Tuflok .....	2
7	102508601	Key Switch, Electric .....	1
8	102508701	Light, Battery .....	1
9	102804503	Panel, Instrument .....	1
10	102804504	Panel, Instrument (With 12-Volt Accessory Outlet Cutout) * .....	1
11	102830801	Set, Key .....	1
12	102967901	Rivet, Removable, Tuflok 1/4" .....	7
13	103200701	Battery Condition Indicator - 48V .....	1
<p>Note: Items marked with an asterisk (*) are to be used only on vehicles equipped with a 12-volt accessory outlet.</p>			

**14**

**E**



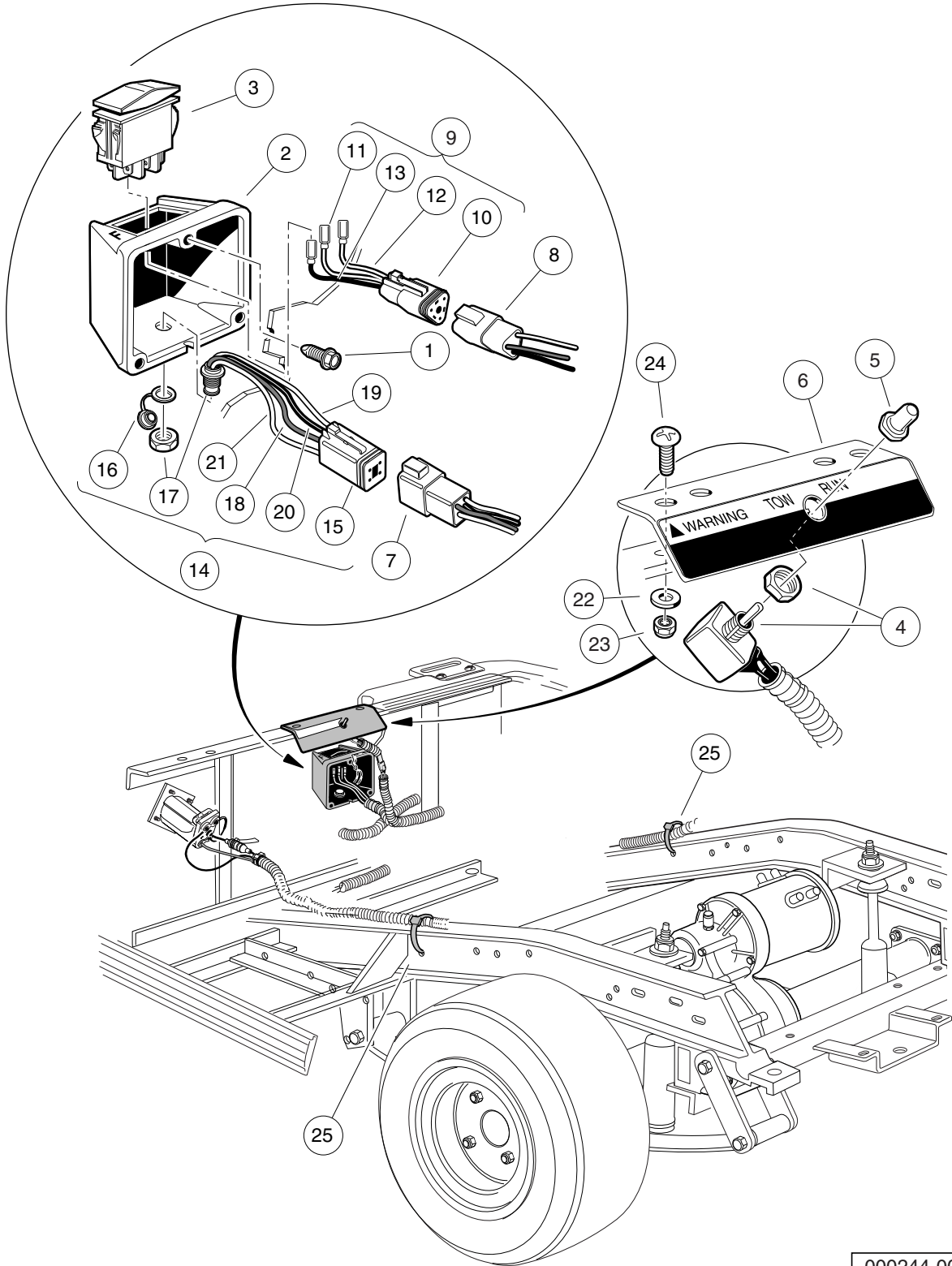
000243-002

# MOTOR CONTROLLER OUTPUT REGULATOR (MCOR)

ITEM	PART NO.	DESCRIPTION	QTY
		1 2 3 4	
1	1015752	Screw, #12-16 X 0.625 Hi-Lo .....	2
2	101920101	Kit, 3-Pin Wedge Lock .....	1
3	101936801	Kit, 2-Pin Wedge Lock .....	1
4	102101001	Bar, Drive, Cast .....	1
5	102101101	MCOR .....	1

14

E



000244-001

# FORWARD/REVERSE SWITCH, TOW/RUN SWITCH

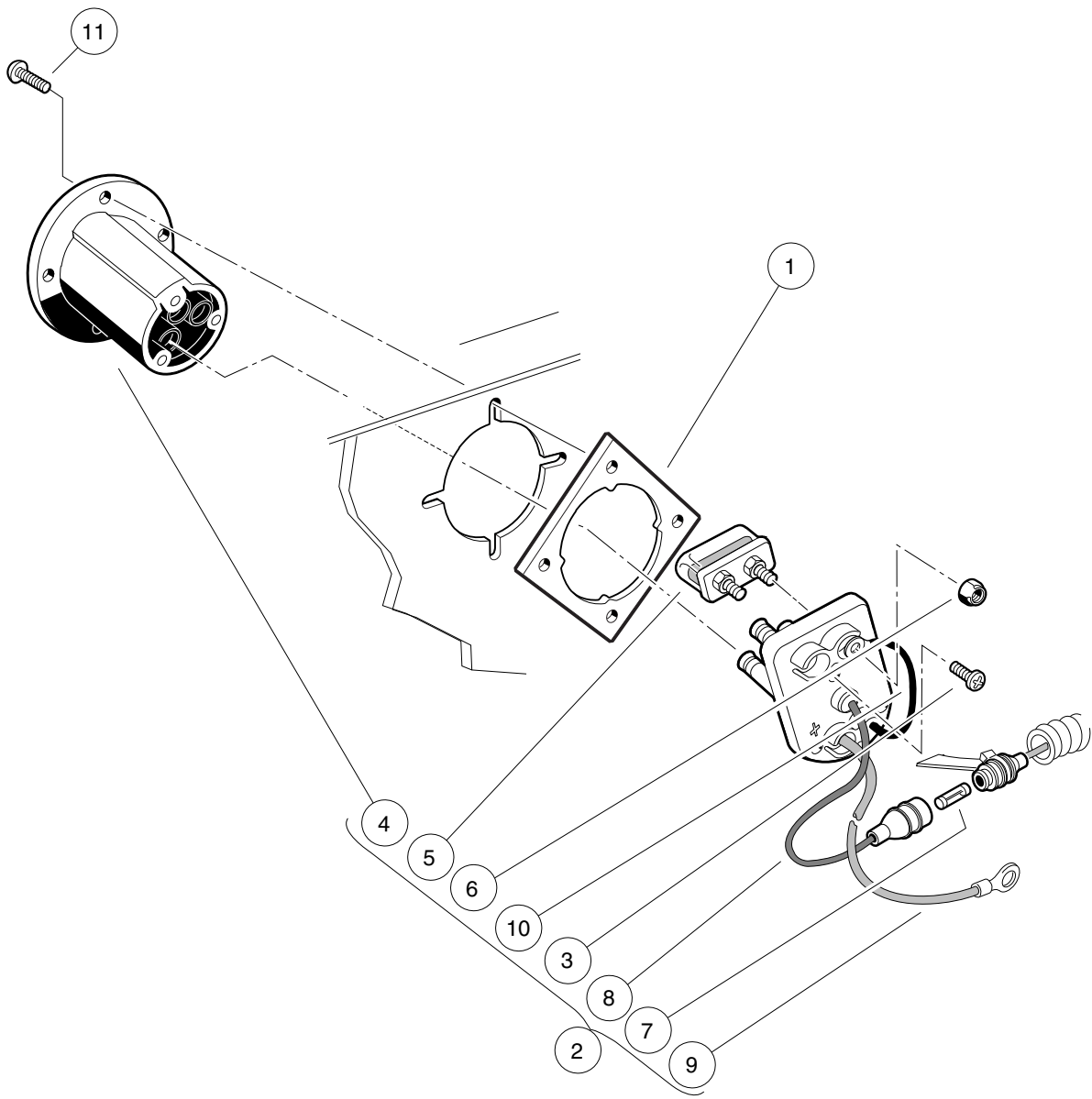
ITEM	PART NO.	DESCRIPTION	QTY
		<b>1 2 3 4</b>	
1	1012285	Screw, 1/4 X 0.625 Hex-Head .....	3
2	101855002	Case, FNR Switch .....	1
3	101856002	Switch, Rocker, Single-Pole .....	1
4	101908101	Switch Assembly, Tow/Run .....	1
5	101908401	Boot, Switch .....	1
6	101922501	Bracket, Tow/Run Switch Mounting .....	1
7	101932401	Kit, 4-Pin Receptacle and Wedge Lock .....	1
8	101942301	Kit, 3-Pin Wedge Lock .....	1
9	102266601	Wire Assembly, FNR Switch (includes items 10 through 13) .....	1
10	101920101	Kit, 3-Pin Wedge Lock .....	1
11	N/A	Wire Assembly, #18 Blue .....	1
12	N/A	Wire Assembly, #18 Orange .....	1
13	N/A	Wire Assembly, #18 Brown .....	1
14	102266701	Wire Assembly, IQDM Port (includes items 15 through 21) .....	1
15	101932501	Kit, 4-Pin Wedge Lock .....	1
16	102196901	Dust Cap .....	1
17	N/A	Connector Mount, Four-Pin .....	1
18	N/A	Wire Assembly, #18 Red/Yellow .....	1
19	N/A	Wire Assembly, #18 Black/Yellow .....	1
20	N/A	Wire Assembly, #18 Blue/Yellow .....	1
21	N/A	Wire Assembly, #18 Green/Yellow .....	1
22	332	Washer, 1/4 Type A Narrow Flat .....	2
23	8233	Locknut, 1/4-20 Nylon Insert .....	2
24	8248	Screw, 1/4-20 X 0.75 Truss-Head Machine .....	2
25	8990	Tie Wrap, 8" Nylon .....	1

14

E

14

E



000369-001

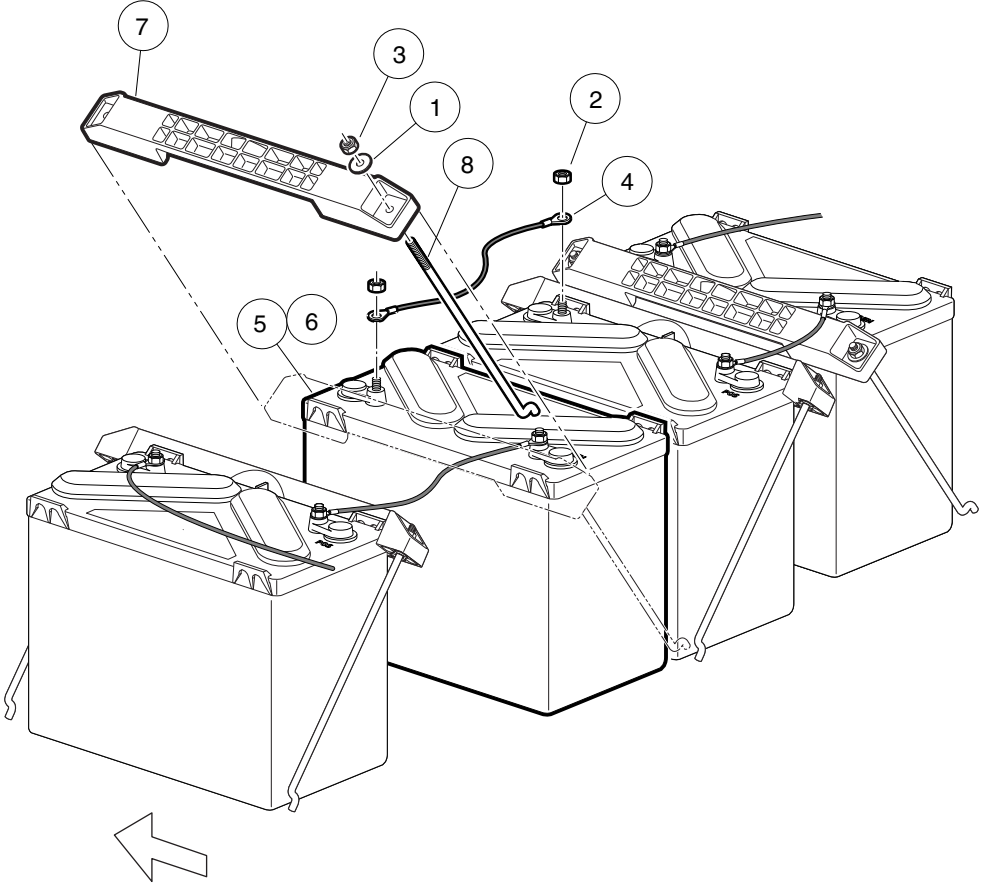


# BATTERY CHARGER RECEPTACLE

ITEM	PART NO.	DESCRIPTION	QTY
		<b>1 2 3 4</b>	
1	101801001	Plate, Receptacle Backing .....	1
2	101802101	Fuse and Receptacle Assembly (includes items 3 through 10) .....	1
3	1017705	Screw, #8 X 5/8 Phillips Pan-Head Type AB .....	3
4	101796501	Receptacle .....	1
5	101796801	Fuse Assembly (includes item 6) .....	1
6	1013061	Locknut, #10-32 Nylon Insert .....	2
7	N/A	Fuse, 3/8-Amp .....	1
8	N/A	Wire Assembly, Sense Lead, Gray .....	1
9	N/A	Wire Assembly, #10 Red .....	1
10	N/A	Wire Assembly, #10 Black .....	1
11	101832001	Screw, #7-19 X 0.625 Phillips Pan-Head Tap .....	4

14

E



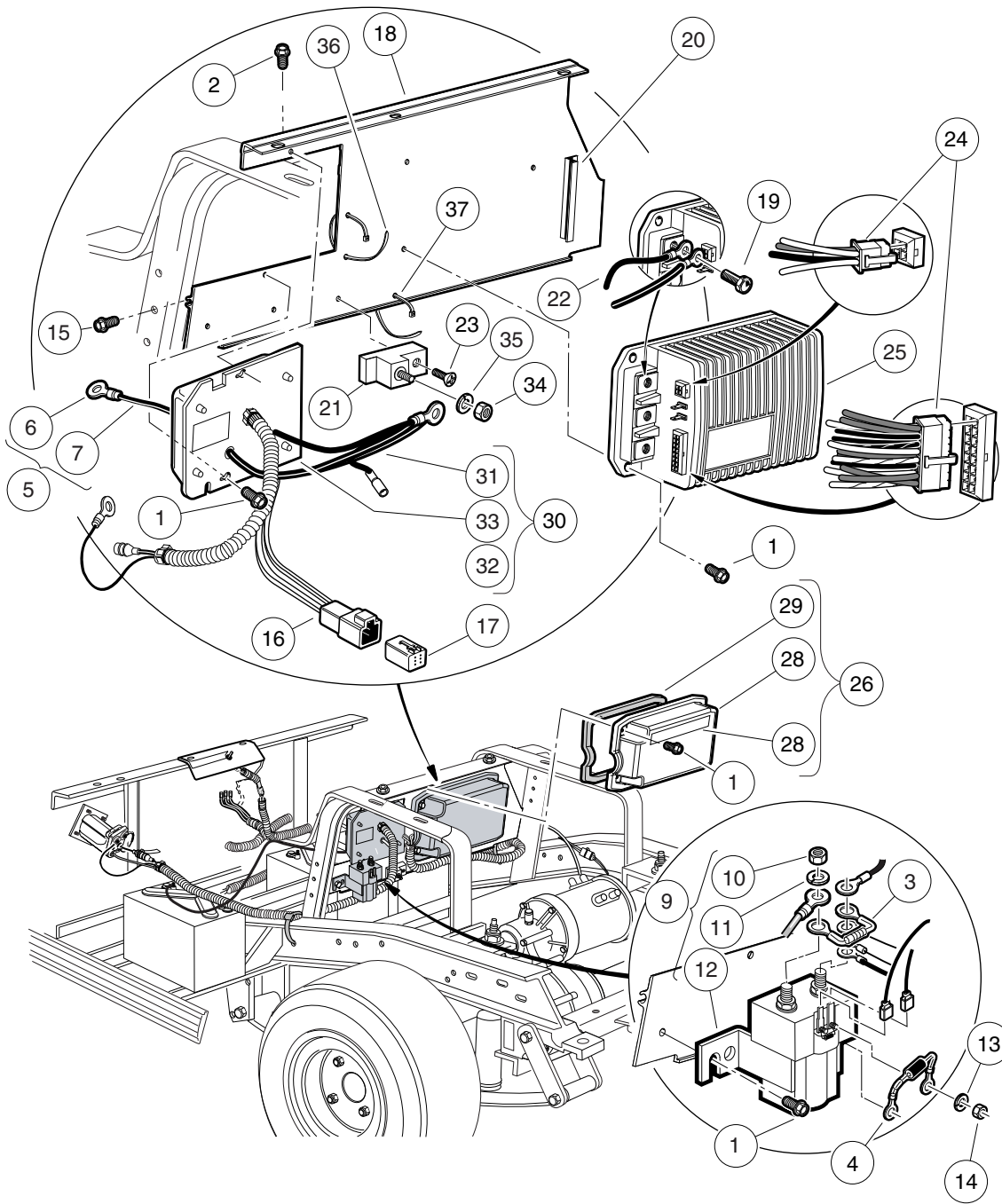
000241-002

# BATTERIES, ELECTRIC VEHICLE

ITEM	PART NO.	DESCRIPTION	QTY
		<b>1 2 3 4</b>	
1	1011697	Washer, 5/16 Flat .....	8
2	1014304	Nut, 5/16-18 Stainless-Steel Hex .....	8
3	1015072	Locknut, 5/16-18 Nylon Insert .....	8
4	101795701	Asm, Wire, #6blk 13in .....	3
5	102511301	Battery, Ventmaster 12-Volt (Wet) .....	4
6	102511302	Battery, Ventmaster 12-Volt (Dry, also known as moist) .....	4
7	102777401	Battery Hold-Down .....	4
8	102832601	Bolt, Battery, J- .....	8

**14**

**E**



000242-006

# OBC, CONTROLLER, AND SOLENOID – ELECTRIC VEHICLE

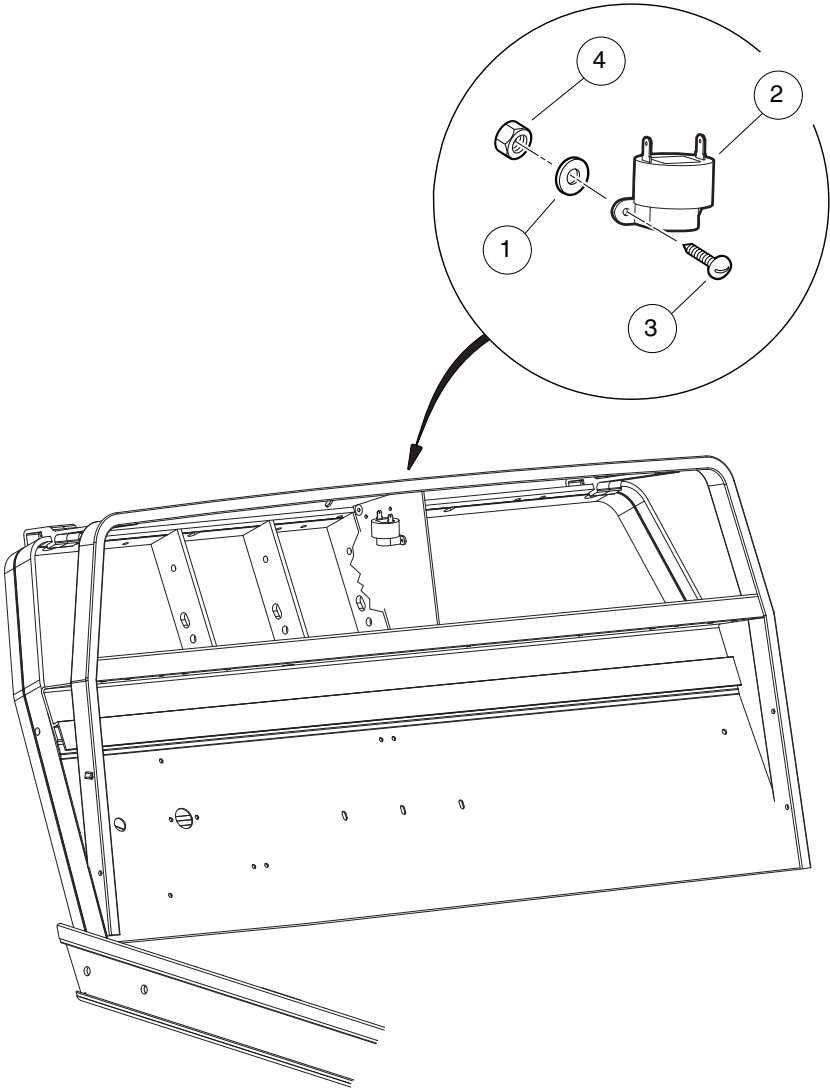
14

E

ITEM	PART NO.	DESCRIPTION	QTY
		<b>1 2 3 4</b>	
1	1012285	Screw, 1/4 X 0.625 Hex-Head .....	9
2	1014288	Screw, 5/16-18 X 0.75 Thread-Forming .....	2
3	1014947	Resistor Assembly .....	1
4	1014948	Diode .....	1
5	101827801	Ground Wire Kit, 48-Volt (includes items 6 through 8) .....	1
6	101826801	Compression Lug .....	1
7	N/A	Wire Assembly, Black .....	1
8	8990	Tie Wrap, 8" Nylon .....	3
9	101908701	Solenoid, 48-Volt (includes items 10 through 14) .....	1
10	1012528	Nut, M8-1.25 Hex .....	2
11	1013734	Lockwasher, 8mm Split .....	2
12	N/A	Solenoid, 48-Volt .....	1
13	N/A	Washer, Lock .....	2
14	N/A	Nut .....	2
15	101910401	Screw, 5/16-18 X 1.25 Thrd Frm .....	2
16	101932601	Kit, 6-Pin Wedge Lock .....	1
17	101932701	Kit, 6-Pin Receptacle and Wedge Lock .....	1
18	101965205	Plate, Component Mounting .....	1
19	102240501	Bolt, Controller, Terminal .....	3
20	****	Extrusion, Cover Support .....	1
21	102259801	Terminal Block .....	1
22	102263601	Wire Assy, #10 Black .....	1
23	102263701	Screw, #10-24 X 0.75 Phillips, Thread-Forming .....	1
24	102266501	Kit, Connector, IQ Controller .....	1
25	102806201	Controller, IQ, 48-volt .....	1
26	103316901	Cover Asm - Controller (includes items 27 through 29) .....	1
27	101931501	Decal, Component Cover .....	1
28	103316701	Cover - Controller, Deep .....	1
29	103316801	Gasket - Controller Cover .....	1
30	N/A	Kit, OBC, DS and Util IQ (includes items 31 through 33) .....	1
31	103282601	Wire Assembly Black #10 .....	1
32	N/A	Instr Obs Ds Pre 01-28-2007 .....	1
33	103403101	Asm, Obs, Iq, V3.0 .....	1
34	1242	Nut, 5/16-18 Hex .....	1
35	7174	Lockwasher, 5/16 Split .....	1
36	8639	Tie Wrap, 11" Nylon .....	1
37	8990	Tie Wrap, 8" Nylon .....	1
		**** Special order item available upon request.	

14

E



000363-001

# REVERSE BUZZER

ITEM	PART NO.	DESCRIPTION	QTY
		1 2 3 4	
1	1012431	Washer, #4 Flat .....	1
2	1016851	Buzzer, Reverse (9-48 VDC) .....	1
3	8056	Screw, #4-40 X 0.75 Round-Head Machine .....	1
4	8057	Nut, #4-40 Hex Machine .....	1

14

E

**14**

***E***

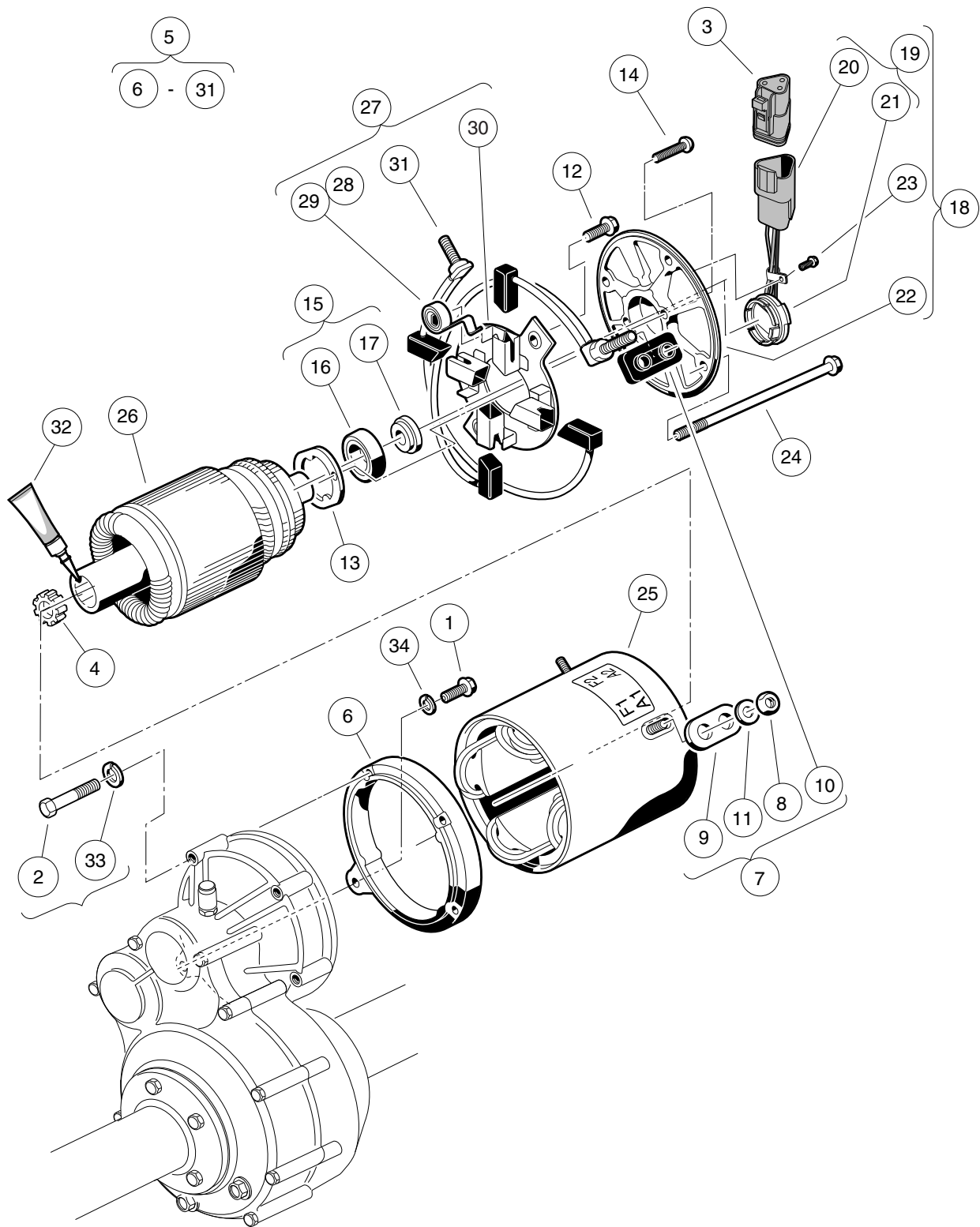


# ELECTRIC MOTOR

---

15

*E*



000349-002

# MOTOR (MODEL 5BC59JBS6365A)

ITEM	PART NO.	DESCRIPTION	QTY
		<b>1 2 3 4</b>	
1	1010934	Screw, 5/16-18 X 1.00 Hex Cap .....	1
2	1014201	Screw, 1/4-20 X 2.25 Hex Cap .....	3
3	101920101	Kit, 3-Pin Wedge Lock .....	1
4	102235201	Bumper, Drive Unit .....	1
5	102240104	Motor, 48-Volt Non-Skew IQ * (includes items 6 through 27) .....	1
6	1017944	End Shield .....	1
7	1017947	Hardware Package (includes items 8 through 11) .....	1
8	1011280	Locknut, 5/16-18 .....	4
9	N/A	Insulator Bushing .....	2
10	N/A	Insulated Bushing .....	2
11	1241	Washer, 5/16 Type A Flat .....	4
12	1017949	Screw, #6-32 X 0.480 Hex-Head .....	2
13	1017950	Bearing Retainer .....	1
14	1017953	Screw, Bearing Retainer .....	2
15	102265701	Kit, Bearing and Magnet (includes items 16 and 17) .....	1
16	1011290	Ball Bearing .....	1
17	102265801	Magnet .....	1
18	102265901	Motor End Shield Asm (includes items 19 through 23) .....	1
19	102265601	Speed Sensor Assembly (includes items 20 and 21) .....	1
20	101942301	Kit, 3-Pin Wedge Lock .....	1
21	N/A	Sensor, Speed, without Connector .....	1
22	102266001	End Shield, Motor .....	1
23	102267001	Screw, #8-32 X 0.375 Hex-Head .....	1
24	102266101	Screw, #10 - 32 X 8.250 .....	4
25	103325701	Stator Shell and Winding .....	1
26	103325801	Non Skew Armature .....	1
27	103337601	Brush Assembly, IQ Motor, Non-Skew (includes items 28 through 31) .....	1
28	1011411	Kit, Brush Spring (ge Motor) (includes item 29) .....	1
29	1011285	Brush Spring .....	4
30	103325501	Brush Rigging, Non-Skew Motor .....	1
31	103325601	Brush Set, Non-Skew .....	1
32	102243403	Lubricant, Moly-Teflon (Single-Use Tube) .....	1
33	451	Lockwasher, 1/4 Split .....	3
34	7174	Lockwasher, 5/16 Split .....	1
* Note: The model 5BC59JBS6390 motor has been discontinued. To replace the motor, use motor model EJ8-4001A.			

15

E



# MOTOR (MODEL EJ4-4001) – ELECTRIC VEHICLE

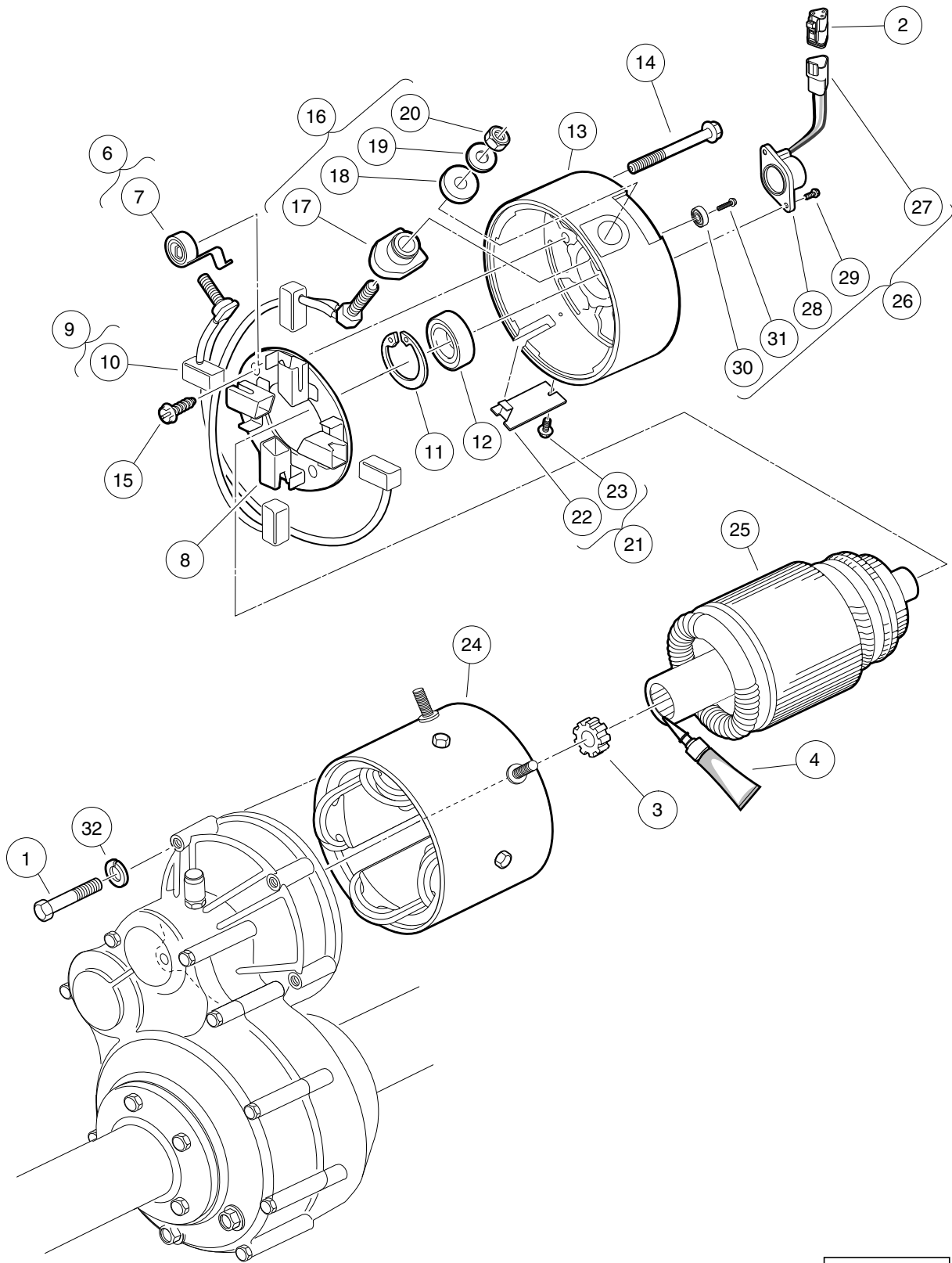
ITEM	PART NO.	DESCRIPTION	QTY
		<b>1 2 3 4</b>	
1	1010934	Screw, 5/16-18 X 1.00 Hex Cap .....	1
2	1014201	Screw, 1/4-20 X 2.25 Hex Cap .....	3
3	101920101	Kit, 3-Pin Wedge Lock .....	1
4	102235201	Bumper, Drive Unit .....	1
5	102243403	Lubricant, Moly-Teflon (Single-Use Tube) .....	1
6	102705001	IQ Electric Motor, 48-VDC 3.3 hp * (includes items 7 through 34) .....	1
7	102186001	Spring Kit, Motor Brush (includes item 8) .....	1
8	N/A	Spring, Brush, S-g .....	4
9	102186101	Brush Box Assembly .....	1
10	102186201	Brush Kit, Motor (includes item 11) .....	1
11	N/A	Assembly, Brush and Terminal .....	2
12	102186301	Ring, 2.24" Internal Retaining .....	1
13	102186401	Bearing, Ball .....	1
14	102186701	End Cap, Motor .....	1
15	N/A	Screw, 1/4-20 X 2.25 Hex-Head Washer .....	2
16	102186901	Screw, #8-32 X .5 Hex-Head .....	2
17	102187001	L-Bracket, Motor .....	1
18	102187101	Hardware Kit, Motor Terminal (includes items 19 through 22) .....	2
19	N/A	Bushing, Nylon .....	2
20	N/A	Washer, Nylon Flat .....	2
21	N/A	Washer, Flat, 5/16 Steel .....	2
22	N/A	Nut, Brass Hex, 5/16 - 18 .....	2
23	102187201	Plate Kit, Motor Cover (includes items 24 and 25) .....	1
24	N/A	Assembly, Cover Plate .....	1
25	N/A	Screw, #8-32 x 0.375, Taptite Thread .....	1
26	102704701	Frame and Field Assembly .....	1
27	102704801	Armature Assembly .....	1
28	102704901	Kit, Speed Sensor (includes items 29 through 33) .....	1
29	101942301	Kit, 3-Pin Wedge Lock .....	1
30	N/A	Sensor, Motor Speed, ADC .....	1
31	N/A	Screw, #8-32, Taptite Thread .....	2
32	N/A	Magnet, ADC Motor .....	1
33	N/A	Screw, 1/4-20 x 0.5 .....	1
34	N/A	Bolt, 1/4 - 20 x 0.73 Thread-Forming .....	2
35	451	Lockwasher, 1/4 Split .....	3
36	7174	Lockwasher, 5/16 Split .....	1
* Note: The model EJ4-4001 motor has been discontinued. To replace the motor, use motor model EJ8-4001A.			

15

E

15

E



000185-002

## MOTOR (MODEL EJ8-4001A) – ELECTRIC VEHICLE

ITEM	PART NO.	DESCRIPTION	QTY
		<b>1 2 3 4</b>	
1	1014201	Screw, 1/4-20 X 2.25 Hex Cap .....	3
2	101920101	Kit, 3-Pin Wedge Lock .....	1
3	102235201	Bumper, Drive Unit .....	1
4	102243403	Lubricant, Moly-Teflon (Single-Use Tube) .....	1
5	N/A	IQ Electric Motor, 48-VDC 3.3 hp (includes items 6 through 26) .....	1
6	102186001	Spring Kit, Motor Brush (includes item 7) .....	1
7	N/A	Spring, Brush, S-g .....	4
8	102186101	Brush Box Assembly .....	1
9	102186201	Brush Kit, Motor (includes item 10) .....	1
10	N/A	Assembly, Brush and Terminal .....	2
11	102186301	Ring, 2.24" Internal Retaining .....	1
12	102186401	Bearing, Ball .....	1
13	102186701	End Cap, Motor .....	1
14	N/A	Screw, 1/4-20 X 2.25 Hex-Head Washer .....	2
15	102186901	Screw, #8-32 X .5 Hex-Head .....	2
16	102187101	Hardware Kit, Motor Terminal (includes items 17 through 20) .....	2
17	N/A	Bushing, Nylon .....	2
18	N/A	Washer, Nylon Flat .....	2
19	N/A	Washer, Flat, 5/16 Steel .....	2
20	N/A	Nut, Brass Hex, 5/16 - 18 .....	2
21	102187201	Plate Kit, Motor Cover (includes items 22 and 23) .....	1
22	N/A	Assembly, Cover Plate .....	1
23	N/A	Screw, #8-32 x 0.375, Taptite Thread .....	1
24	102704701	Frame and Field Assembly .....	1
25	102704801	Armature Assembly .....	1
26	102704901	Kit, Speed Sensor (includes items 27 through 31) .....	1
27	101942301	Kit, 3-Pin Wedge Lock .....	1
28	N/A	Sensor, Motor Speed, ADC .....	1
29	N/A	Screw, #8-32, Taptite Thread .....	2
30	N/A	Magnet, ADC Motor .....	1
31	N/A	Screw, 1/4-20 x 0.5 .....	1
32	451	Lockwasher, 1/4 Split .....	3

15

E

**15**

***E***

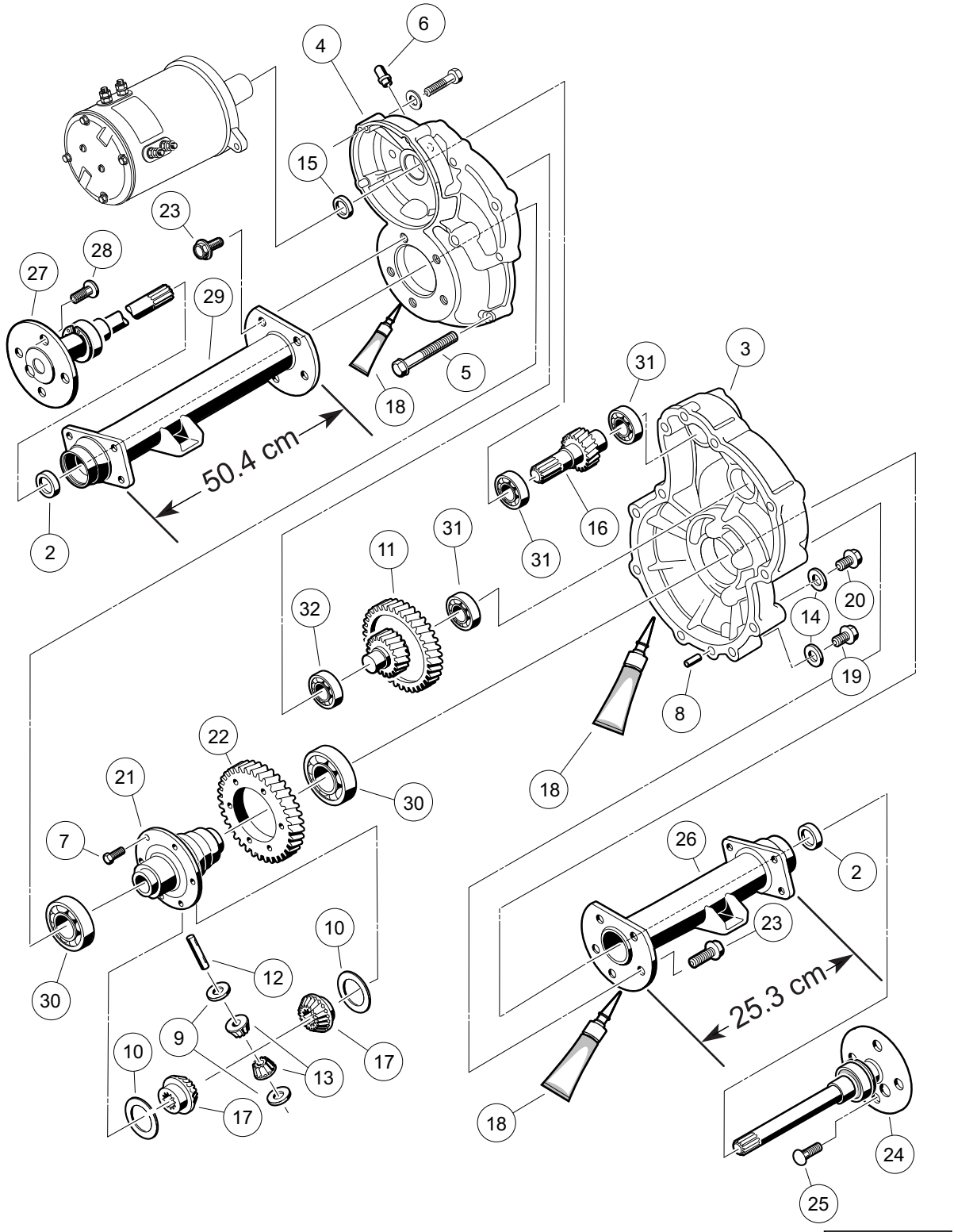


# TRANSAXLE – ELECTRIC VEHICLES

---

16

E



000223-002

# TRANSAXLE – ELECTRIC VEHICLES

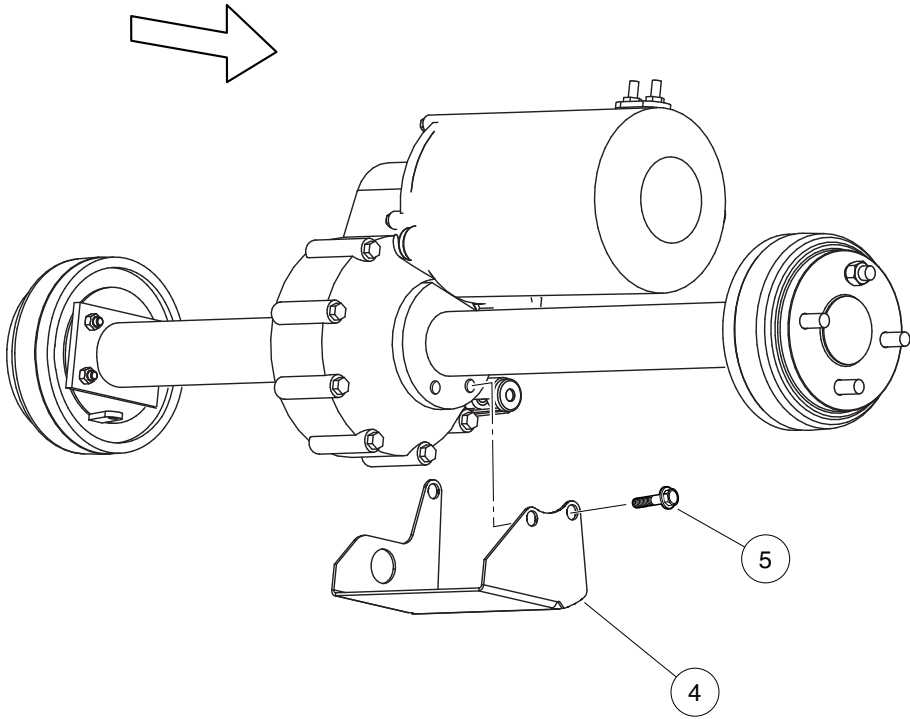
ITEM	PART NO.	DESCRIPTION	QTY
		<b>1 2 3 4</b>	
1	102771701	Transaxle, Electric (includes items 2 through 32) .....	1
2	1013794	Axle Shaft Oil Seal .....	2
3	101895401	Gear Case, Left-Hand .....	1
4	101895501	Gear Case, Passenger-Side .....	1
5	101897001	Screw, M8-1.25 X 60mm Hex-Head .....	11
6	101897201	Breather .....	1
7	101897401	Screw, M10-1.25 X 25mm .....	6
8	101897601	Pin, 11mm OD X 8.5mm ID X 10mm .....	2
9	101903601	Washer, Thrust .....	2
10	101903701	Washer, Thrust .....	2
11	101906901	Intermediate Shaft Assembly .....	1
12	101922101	Pin, 15.99mm X 88.7mm Dowel .....	1
13	101923001	Gear, Differential Idler .....	2
14	101923201	Gasket .....	2
15	101923501	Seal, Lip .....	1
16	101923701	Shaft, Input .....	1
17	101923901	Gear, Differential .....	2
18	101928701	Liquid Gasket (Transaxle case) .....	1
19	101972101	Plug, M14-1.5 X 12mm Magnetic .....	1
20	101972201	Plug, M14-1.5 X 12mm Hex .....	1
21	102356601	Housing, Differential, 6 Bolt .....	1
22	102356801	Gear, Differential Output, 6-Bolt .....	1
23	102357001	Screw, Flg Hd M10 X 1.5 X 30 .....	10
24	102886301	Axle Assembly, Driver-Side (includes item 25) .....	1
25	101922201	Lug Stud .....	4
26	102886401	Tube, Axle, Driver-Side .....	1
27	102886501	Axle Assembly, Passenger-Side (includes item 28) .....	1
28	101922201	Lug Stud .....	4
29	102886601	Tube, Axle, Passenger-Side .....	1
30	7330	Inner Axle Tube Bearing .....	2
31	7335	Bearing .....	3
32	7336	Bearing .....	1

16

E

16

E



000365-001

# DIFFERENTIAL GUARD – XRT810-E

ITEM	PART NO.	DESCRIPTION	QTY
		<b>1 2 3 4</b>	
1	101611402	Differential Guard Kit (includes items 2 through 4) .....	1
2	101911401	Kit - Support Brace .....	2
3	101936101	Screw, M10-1.50 X 60mm Hex Cap .....	2
4	101978601	Guard, Elect.axle Differential .....	1
5	102357001	Screw, Flg Hd M10 X 1.5 X 30 .....	3

16

E

**16**

***E***

# BATTERY CHARGER

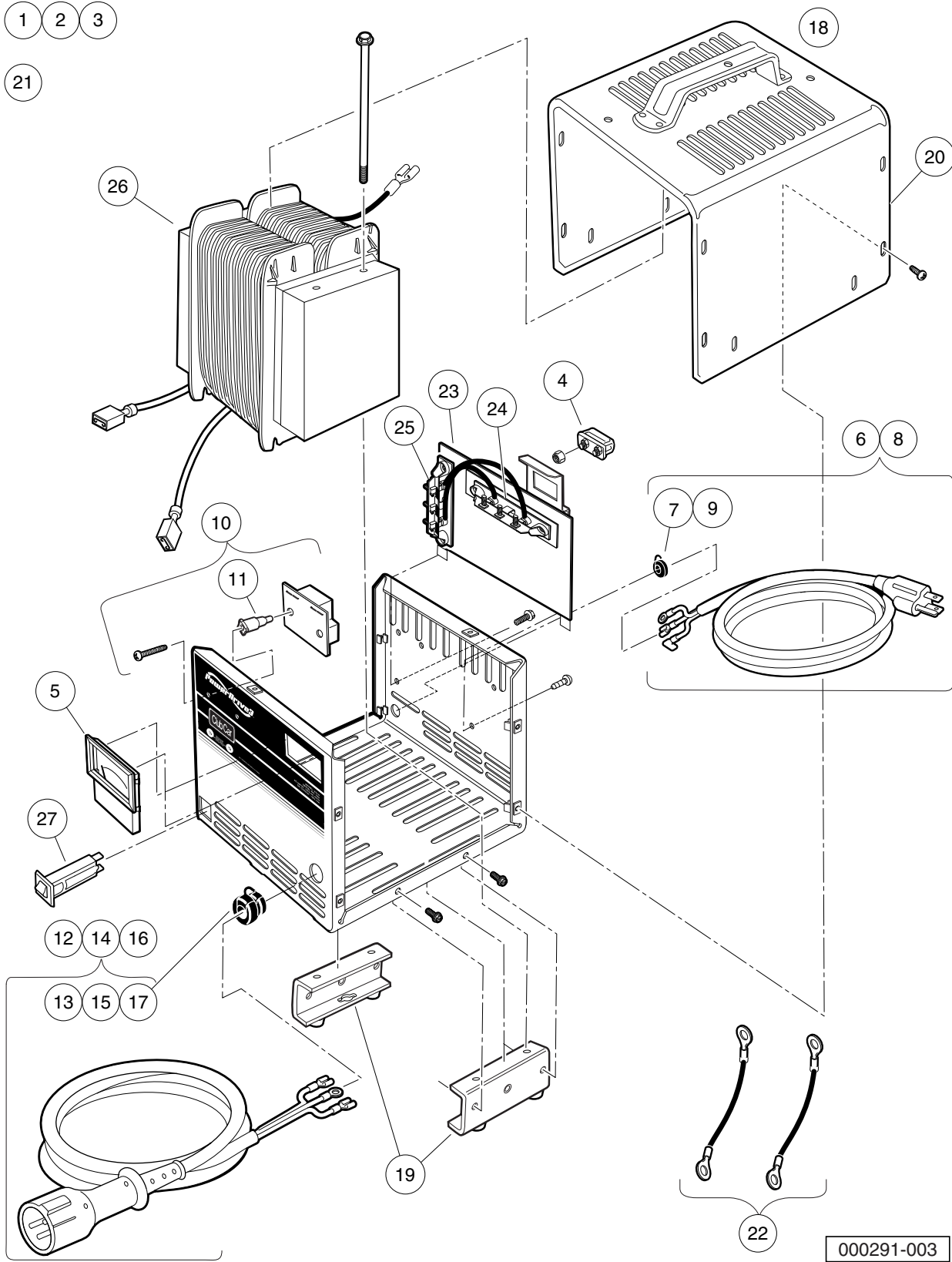
---

17

*E*

1 2 3

21



000291-003

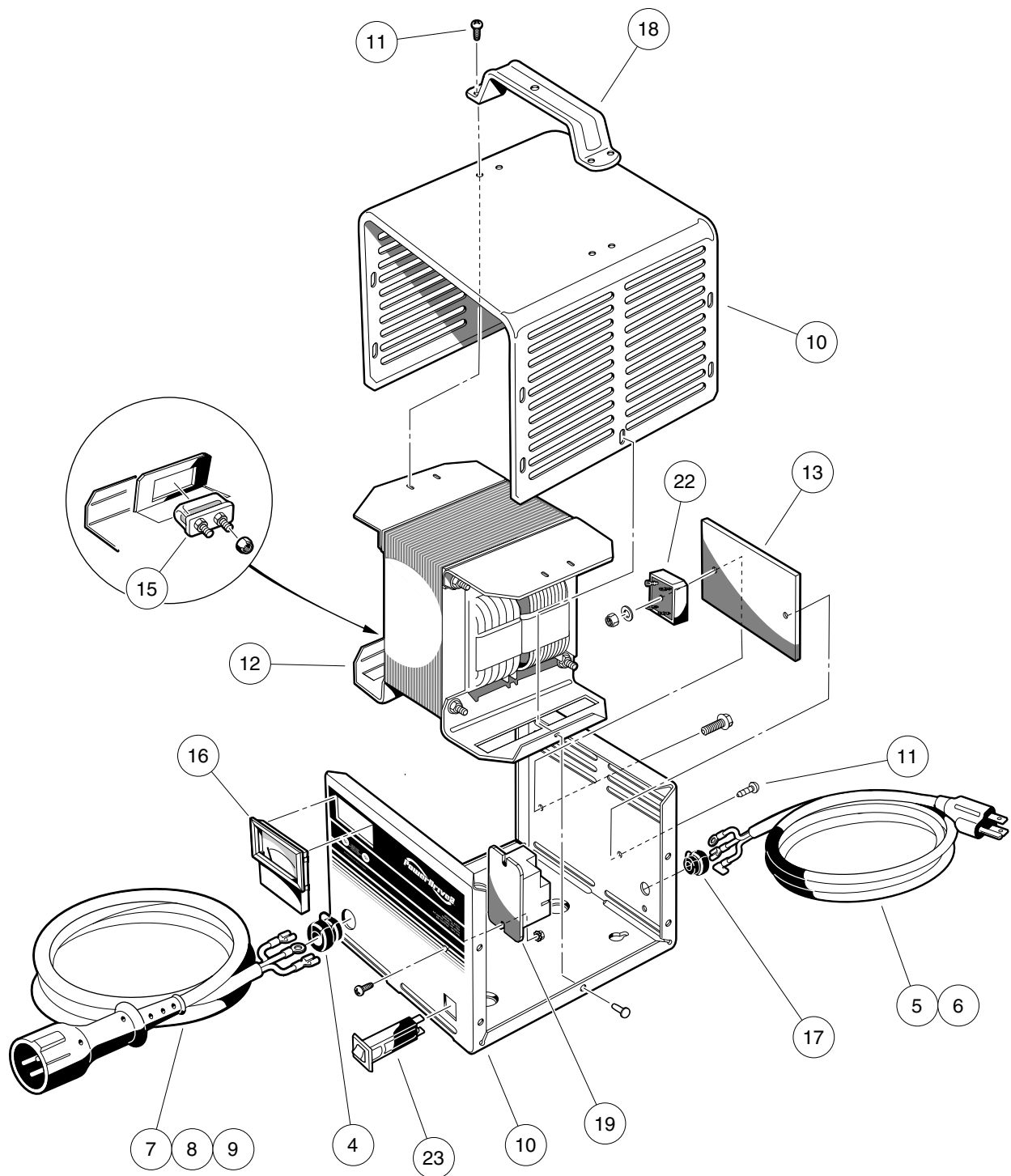


# POWERDRIVE 3 BATTERY CHARGER, DOMESTIC

ITEM	PART NO.	DESCRIPTION	QTY
		1 2 3 4	
1	103717001	Chgr, Pd3 Stnry, 9Dc6'Ac' .....	1
2	103717002	Chgr, Pd3 Stnry, 12Dc9'Ac' .....	1
3	103717003	Chgr, Pd3 Stnry, 20Dc9'Ac'(includes items 4 through 27) .....	1
4	102273701	PD2 Fuse Asm .....	1
5	102273801	PD2 Ammeter .....	1
6	103428501	Kit, PD3 Cordset - AC 80" (includes item 7) .....	1
7	102273901	PD2 AC Cord Bushing .....	1
8	103428601	Kit, PD3 Cordset, - AC 114" (includes item 9) .....	1
9	102273901	PD2 AC Cord Bushing .....	1
10	103428701	Asm, PD3 Board Relay (includes item 11) .....	1
11	103429701	PD3 Plastic Stand-Offs .....	2
12	103429001	PD3 Cordset - DC 113" (includes item 13) .....	1
13	1012098	Bushing, DC Cord .....	1
14	103429101	PD3 Cordset - DC 154" (includes item 15) .....	1
15	1012098	Bushing, DC Cord .....	1
16	103429201	PD3 Cordset - DC 205" (includes item 17) .....	1
17	1012098	Bushing, DC Cord .....	1
18	103429301	Asm, PD3 Case (includes items 19 and 20) .....	1
19	103434001	Asm, PD3 Legs .....	1
20	103439901	PD3Case Top (Includes Handle) .....	1
21	103429501	Kit, PD3 Hardware .....	1
22	103513001	Wire Asm Kit Blk Pd3 .....	1
23	103517401	Kit Pd3 Button Diode (includes items 24 and 25) .....	1
24	103512801	Asm Diode Top .....	1
25	103512901	Asm Diode Side .....	1
26	103779601	Transformer, Pd3, Al .....	1
27	CCX8506	Circuit Breaker, 15-Amp/120-Volt .....	1

17

E



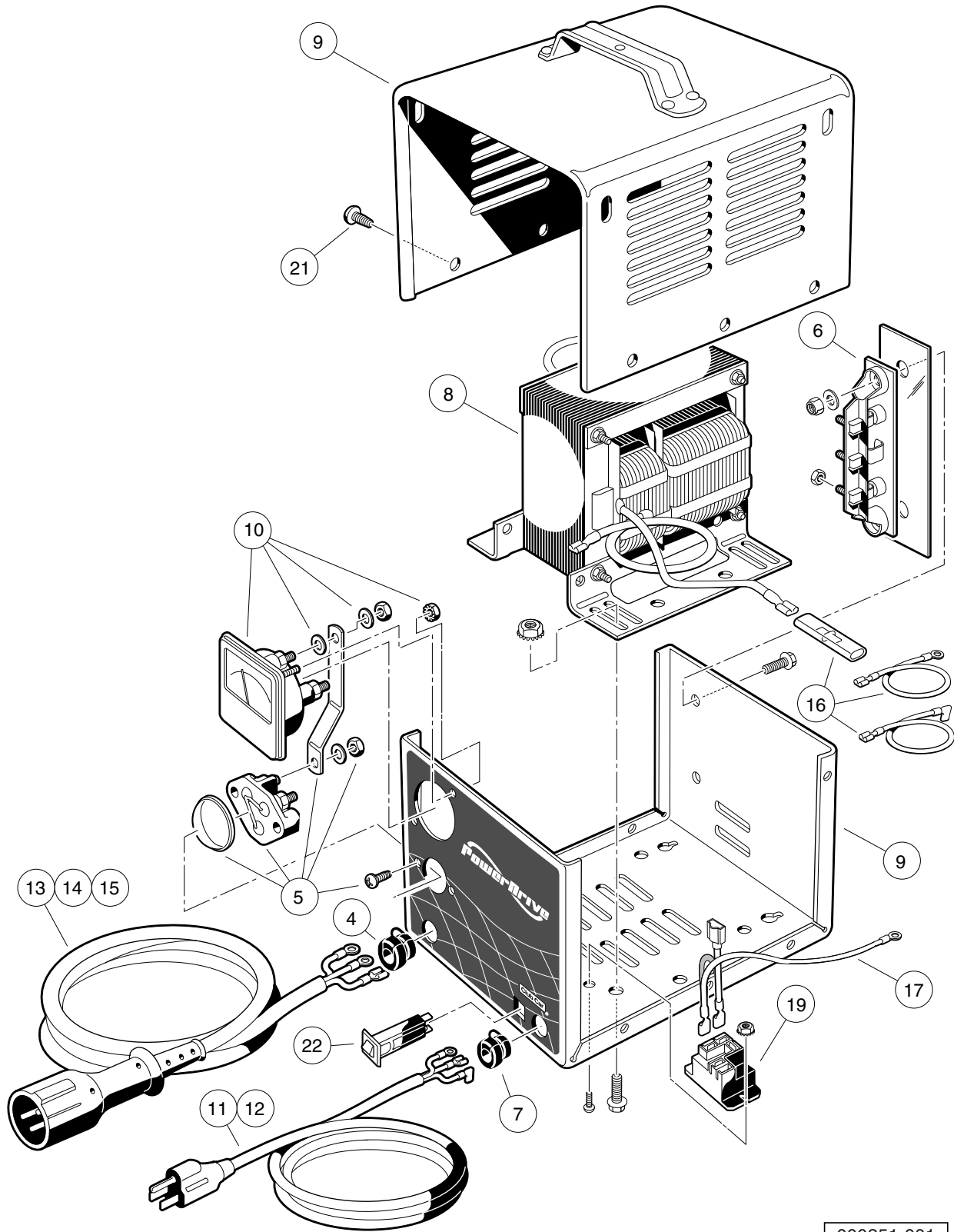
000291-001

# POWERDRIVE 2 BATTERY CHARGER (MODEL 22110), DOMESTIC

ITEM	PART NO.	DESCRIPTION	QTY
		<b>1 2 3 4</b>	
1	101802204	48-V/13-A PowerDrive 2 (9-ft. DC, 6-ft. AC) .....	1
2	101802205	48-V/13-A PowerDrive 2 (12-ft. DC, 9-ft. AC) .....	1
3	101802206	48-V/13-A PowerDrive 2 (20-ft. DC, 9-ft. AC) (includes items 4 through 23) .....	1
4	1012098	Bushing, DC Cord .....	1
5	101828801	Cord, AC, 80-Inch (203 cm) .....	1
6	101828802	Cord, AC, 108-Inch (274 cm) .....	1
7	101828904	PD2 DC Cordset, 113-inch .....	1
8	101828905	PD2 DC Cordset, 154-inch .....	1
9	101828906	Pd2 Dc Cordset 250 Inch .....	1
10	102273201	PD2 Case (includes item 11) .....	1
11	7577	Screw, #10 X 0.50 Phillips Pan-Head .....	12
12	102273301	PD2 Transformer Asm .....	1
13	102273401	PD2 Heatsink .....	1
14	102273601	PD2 Wire Asm .....	1
15	102273701	PD2 Fuse Asm .....	1
16	102273801	PD2 Ammeter .....	1
17	102273901	PD2 AC Cord Bushing .....	1
18	102274001	PD2 Handle .....	1
19	103414901	Kit, Relay, 48v 30a W/instr (includes items 20 and 21) .....	1
20	103397901	Relay, Spst No, 48v 30a, Pmt .....	1
21	N/A	Kit, Relay, 48v 30a Instrns .....	1
22	103517601	Pd2 Rectifier Kit .....	1
23	CCX8506	Circuit Breaker, 15-Amp/120-Volt .....	1
<p>Note: Item 16 not shown. Level 1 Battery Charger part numbers include one AC and one DC cord. They do not include all of the level 2 cords listed.</p>			

**17**

**E**



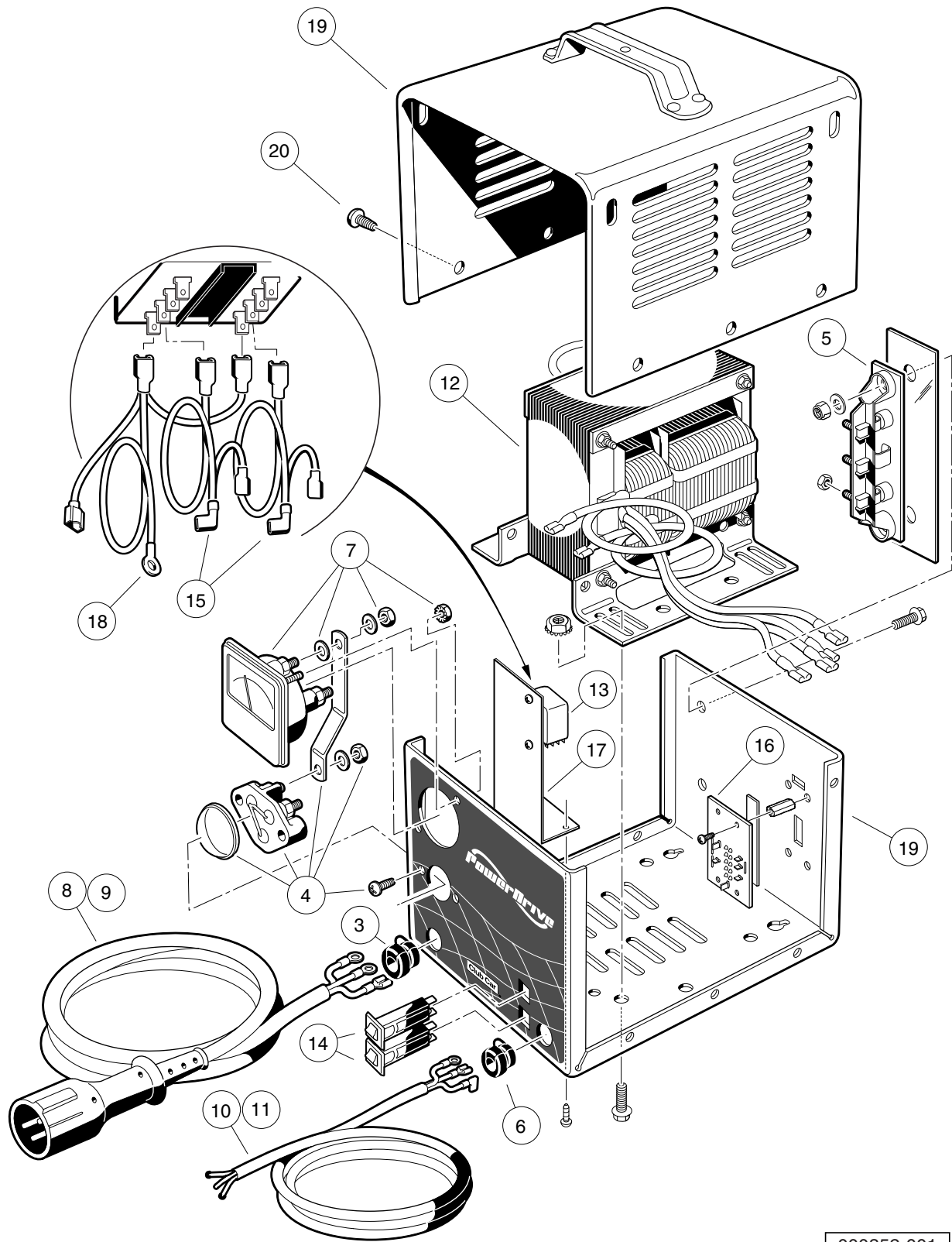
000351-001

# POWERDRIVE BATTERY CHARGER (MODEL 17930), DOMESTIC

ITEM	PART NO.	DESCRIPTION	QTY
		<b>1 2 3 4</b>	
1	101802201	48V/17A PowerDrive (9-ft DC, 6-ft AC Cord) .....	1
2	101802202	48V/17A PowerDrive (12-ft DC, 9-ft AC Cord) .....	1
3	101802203	48V/17A PowerDrive (20-ft DC, 9-ft AC Cord) (includes items 4 through 22) .....	1
4	1012098	Bushing, DC Cord .....	1
5	1012101	Fuse Assembly .....	1
6	1015914	Rectifier with Heatsink Assembly .....	1
7	1015917	Bushing, AC Cord .....	1
8	****	Transformer, Battery Charger .....	1
9	101828301	Case Assembly .....	1
10	101828501	Ammeter .....	1
11	101828801	Cord, AC, 80-Inch (203 cm) .....	1
12	101828802	Cord, AC, 108-Inch (274 cm) .....	1
13	101828901	Cord, DC, 113-Inch (287 cm) .....	1
14	101828902	Cord, DC, 154-Inch (391 cm) .....	1
15	101828903	Cord, DC, 250-Inch (635 cm) .....	1
16	101831101	Wire Assembly Kit .....	1
17	101914401	Assembly, Voltage Suppressor .....	1
18	103414901	Kit, Relay, 48v 30a W/instr (includes items 19 and 20) .....	1
19	103397901	Relay, Spst No, 48v 30a, Pmt .....	1
20	N/A	Kit, Relay, 48v 30a Instrns .....	1
21	7577	Screw, #10 X 0.50 Phillips Pan-Head .....	10
22	CCX8506	Circuit Breaker, 15-Amp/120-Volt .....	1
		**** Special order item available upon request.	
		Note: Level 1 Battery Charger part numbers include one AC and one DC cord. They do not include all of the level 2 cords listed.	

**17**

**E**



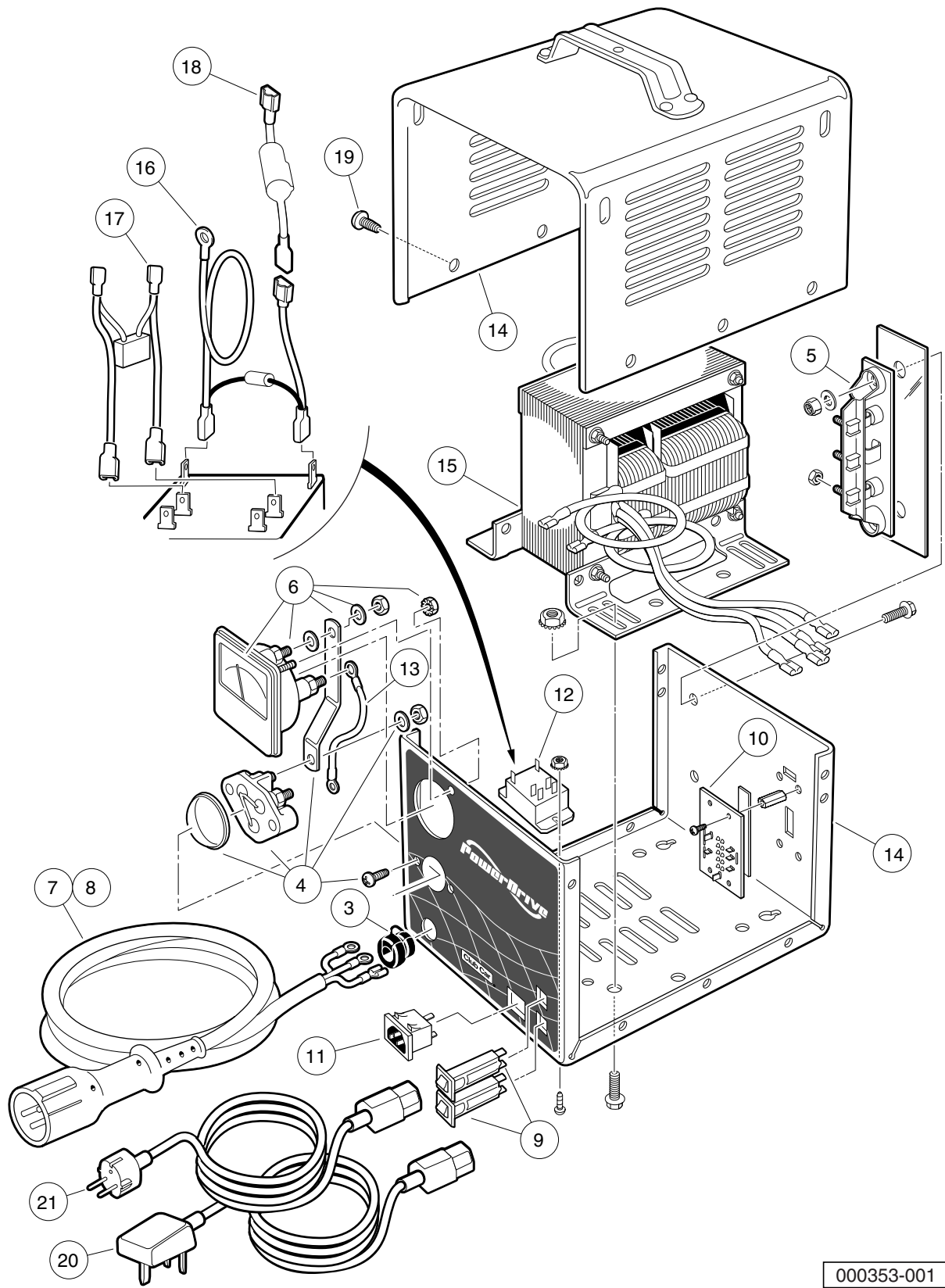
000352-001

# POWERDRIVE BATTERY CHARGER (MODEL 18780), EXPORT

ITEM	PART NO.	DESCRIPTION	QTY
		<b>1 2 3 4</b>	
1	101831503	Battery Charger, 48-Volt DC (8.5-ft DC, 6-ft AC) .....	1
2	101831504	Battery Charger, 48-Volt DC (12-ft DC, 9-ft AC) (includes items 3 through 20) .....	1
3	1012098	Bushing, DC Cord .....	1
4	1012101	Fuse Assembly .....	1
5	1015914	Rectifier with Heatsink Assembly .....	1
6	1015917	Bushing, AC Cord .....	1
7	101828501	Ammeter .....	1
8	101828901	Cord, DC, 113-Inch (287 cm) .....	1
9	101828902	Cord, DC, 154-Inch (391 cm) .....	1
10	101831701	Cord, AC, 80-Inch (203 cm), without Plug .....	1
11	101831702	Cord, AC, 118-Inch (203 cm), without Plug .....	1
12	101838201	Transformer, Export Battery Charger .....	1
13	101838301	Relay, Export Charger .....	1
14	101838401	Circuit Breaker .....	2
15	101838501	Kit, Wire Assembly .....	1
16	101838601	Four-Position Switch .....	1
17	****	Mounting Bracket, Relay .....	1
18	101914401	Assembly, Voltage Suppressor .....	1
19	N/A	Case, Charger .....	1
20	7577	Screw, #10 X 0.50 Phillips Pan-Head .....	10
<p>**** Special order item available upon request.</p> <p>Note: Level 1 Battery Charger part numbers include one AC and one DC cord. They do not include all of the level 2 cords listed.</p>			

17

E



000353-001



# POWERDRIVE BATTERY CHARGER (MODEL 20310), EUROPEAN

**17**

**E**

ITEM	PART NO.	DESCRIPTION	QTY
		<b>1 2 3 4</b>	
1	101956201	Battery Charger, 48-Volt w/ 4-Position Switch (8.5-ft DC) .....	1
2	101956202	Battery Charger, 48-Volt w/ 4-Pos. Switch (12-ft DC) (includes items 3 through 19) .....	1
3	1012098	Bushing, DC Cord .....	1
4	1012101	Fuse Assembly .....	1
5	1015914	Rectifier with Heatsink Assembly .....	1
6	101828501	Ammeter .....	1
7	101828901	Cord, DC, 113-Inch (287 cm) .....	1
8	101828902	Cord, DC, 154-Inch (391 cm) .....	1
9	101838401	Circuit Breaker .....	2
10	101838601	Four-Position Switch .....	1
11	101973501	Receptacle, AC Cord .....	1
12	101987501	Relay .....	1
13	N/A	Wire, Jumper .....	1
14	N/A	Case, Charger .....	1
15	****	Transformer, European Battery Charger .....	1
16	****	Suppressor, AC Voltage .....	1
17	****	Assembly, Wire .....	1
18	****	Limiter, Current .....	1
19	7577	Screw, #10 X 0.50 Phillips Pan-Head .....	10
20	101958201	Cord, UK, AC, Battery Charger .....	1
21	101958301	Cord, European AC, Battery Charger .....	1
		**** Special order item available upon request.	
		Note: Level 1 Battery Charger part numbers include one AC and one DC cord. They do not include all of the level 2 cords listed.	



# MAINTENANCE AND SERVICE TOOLS

---

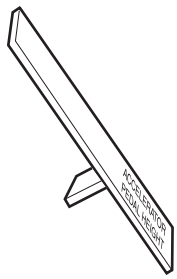
18

G

E

D

**18**  
**G**  
**E**  
**D**



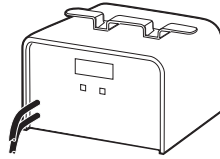
1



2



3



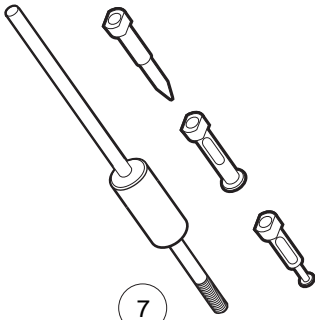
4



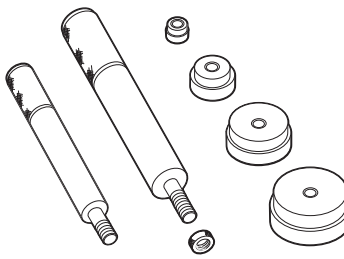
5



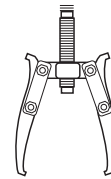
6



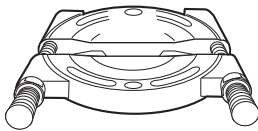
7



8



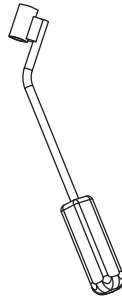
9



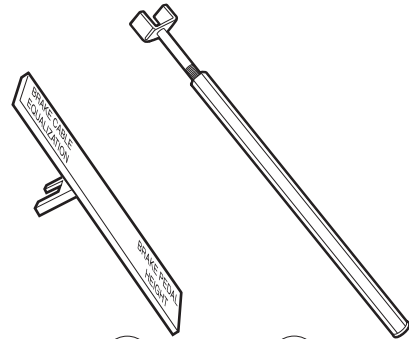
10



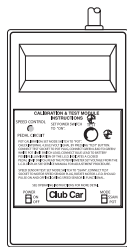
11



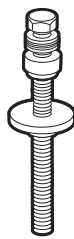
12



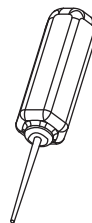
14 15  
13



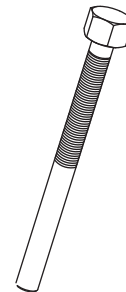
16



17



18



19

# MAINTENANCE AND SERVICE TOOLS

ITEM	PART NO.	DESCRIPTION	QTY DIESEL	QTY GAS	QTY ELEC
		<p><b>1 2 3 4</b></p> <p>The following tool list includes all tools available from Club Car for maintenance and service procedures for gasoline, electric, and/or diesel vehicles, both past and present models. Be sure to carefully examine the tool list for applicability to your vehicle before ordering.</p>			
1	101871001	Accelerator Pedal Adjustment Tool .....		1	1
2	101813202	Adhesive, Guide Ring, 3-Gram Tube .....			1
3	101641202	Arbor .....		1	
4	101831901	Battery Discharge Machine, 36/48 Volt .....			1
5	1014305	Battery Terminal Protector Spray .....	1	1	1
6	1011767	Battery Thermometer .....	1	1	1
7	1016417	Bearing and Oil Seal Remover Assembly .....	1	1	1
8	1016416	Bearing Driver Set .....	1	1	1
9	1012811	Bearing Puller .....	1	1	1
10	1012812	Bearing Puller Wedge Attachment .....	1	1	1
11	1013582	Brake Adjustment Tool (used only on vehicles with manually adjusted mechanical brakes) .....		1	1
12	102555501	Brake Cable Release Tool .....	1	1	1
13	102249901	Brake Pedal Adjustment Tool Kit (used for the Carryall Electric Industrial Truck only) (includes items 14 and 15).....			1
14	****	Brake Pedal Adjustment Tool .....			1
15	****	Brake Pedal Tension Tool .....			1
16	101887101	Calibration Test Module .....			1
17	101808401	Cam Installation Tool .....		1	
18	102562401	Charger Bezel Tool .....			1
19	102686101	Clutch Removal Tool (for 4x4 vehicles) .....	1	1	
		<p>Please refer to the maintenance and service manual for proper tool application.</p> <p>**** Special order item available upon request</p>			

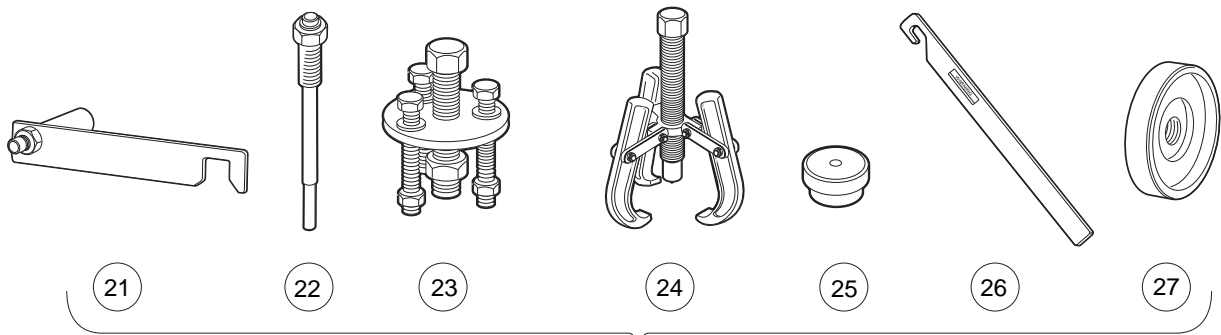
**18**

**G**

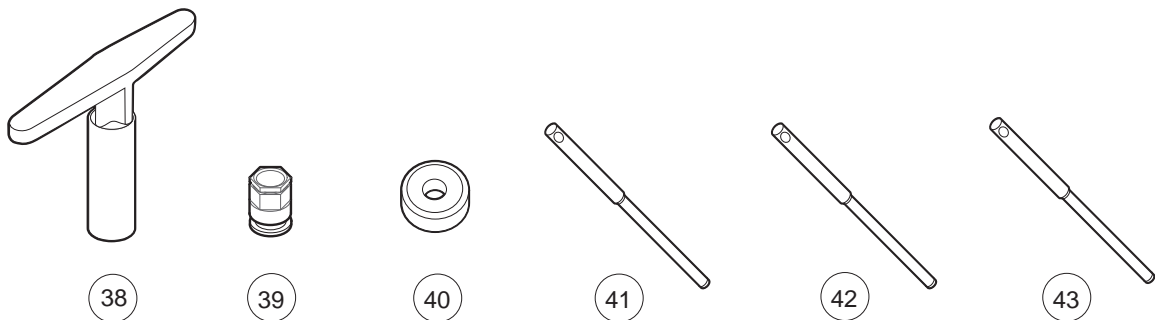
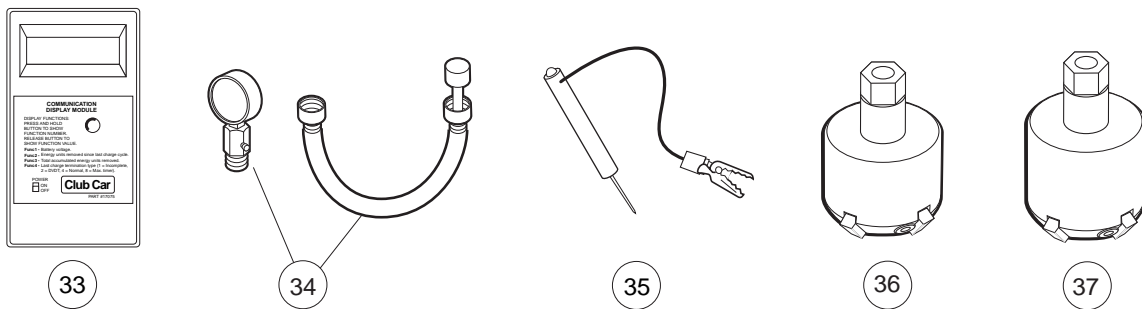
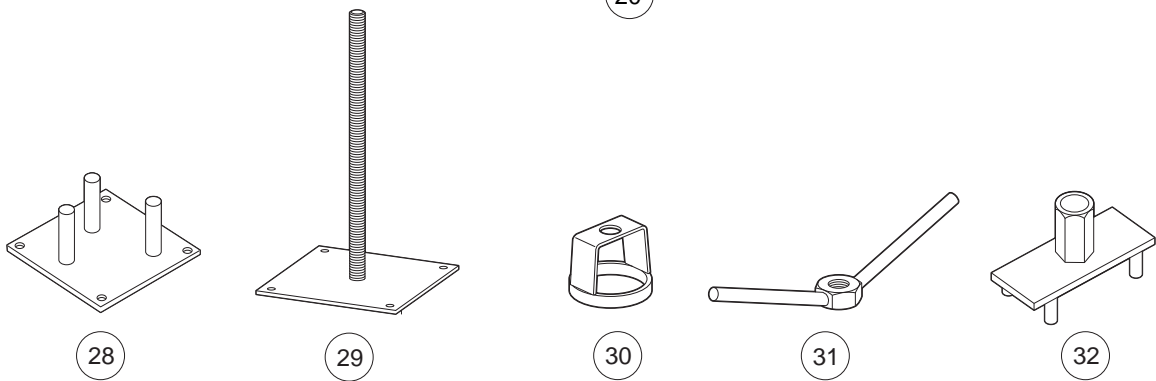
**E**

**D**

**18**  
**G**  
**E**  
**D**



20



## MAINTENANCE AND SERVICE TOOLS, CONTINUED

ITEM	PART NO.	DESCRIPTION	QTY DIESEL	QTY GAS	QTY ELEC
		<b>1 2 3 4</b>			
20	1014510	Clutch Tool Kit (includes items 21 - 27) .....		1	
21	1014498	Clutch Alignment Tool (for pre-unitized transaxle vehicles built prior to 1997 model year) .....		1	
22	1014496	Drive Clutch Puller (for Kawasaki engines only) .....		1	
23	1014497	Drive Clutch Hub Puller (for Kawasaki engines only) .....		1	
24	1014508	Driven Clutch Cam Puller (for Kawasaki engines only) .....		1	
25	1014507	Driven Clutch Puller Plug (for Kawasaki engines only) .....		1	
26	1015524	Drive Clutch Holder Tool Assembly (for Kawasaki engines only) .....		1	
27	101809101	Press Weldment (for Kawasaki engines only) .....		1	
28	102601501	Drive ClutchFixed Sheave Tool (for 4x4 vehicles) .....	1	1	
29	102603501	Driven Clutch Spring Compression Base (for use with items 30 and 31) (for 4x4 vehicles) .....	1	1	
30	102605201	Driven Clutch Spring Compression Collar (for use with items 29 and 31) (for 4x4 vehicles) .....	1	1	
31	102606101	Driven Clutch Spring Compression Nut (for use with items 29 and 30) (for 4x4 vehicles) .....	1	1	
32	102607501	Drive Clutch Spider Removal Tool (for 4x4 vehicles) .....	1	1	
33	101831801	Communication Display Module .....			1
34	101641002	Compression Gauge and Adapter .....		1	
35	1011273	Continuity Tester .....		1	1
36	102773801	Cutter, Valve Seat, #122 .....		1	
37	102773901	Cutter, Valve Seat #115 .....		1	
38	102774101	Wrench, T, #505.....		1	
39	102774101	Adapter, T-Wrench.....		1	
40	102675401	Cutter, Valve Seat, 60 Degree (requires item 51) (for Honda GX620 Gasoline Engines) .....		1	
41	102774201	Pilot, 6.6 MM .....		1	
42	102774301	Pilot, 6.62 MM.....		1	
43	102774401	Pilot, 6.65 MM.....		1	
		Please refer to the maintenance and service manual for proper tool application.			


18

G

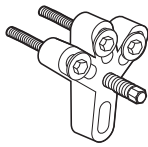
E

D

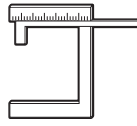
**18**  
**G**  
**E**  
**D**



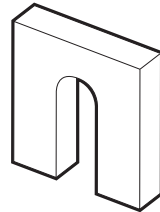
44



45



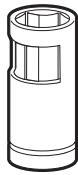
46



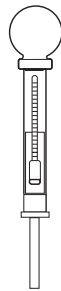
47



48



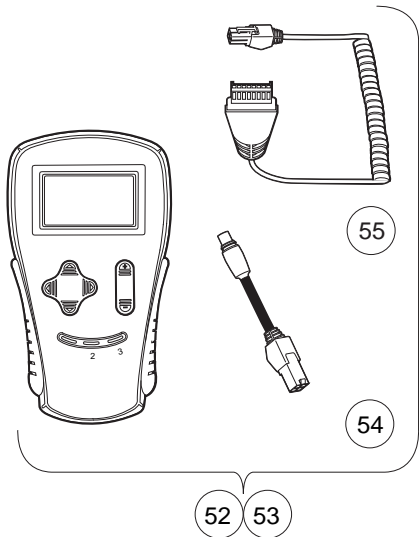
49



50



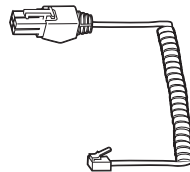
51




52 53

55

54



56



57



58



59 60



61



## MAINTENANCE AND SERVICE TOOLS, CONTINUED

ITEM	PART NO.	DESCRIPTION	QTY DIESEL	QTY GAS	QTY ELEC
		1 2 3 4			
44	1012151	Dry Moly Lubricant .....	1	1	1
45	1016627	Flywheel Puller Kit (for Kawasaki Engines) .....		1	
46	102669901	Gauge, Carburetor Float Level (for Honda GX620 Gasoline Engines) .....		1	
47	1016418	Gear Yoke .....	1	1	1
48	101933101	Governor Shaft Installation Tool (for Kawasaki Engine Vehicles) .....		1	
49	102169401	Hydraulic Brake Adjuster (for Turf/CA 272/472, Pioneer/XRT 1200, Bobcat 2100, HUV 4213) .....			1
50	1011478	Hydrometer .....	1	1	1
51	1013593	Internal Retaining Ring Pliers .....	1	1	1
52	102248803	IQ Display Module (IQDM) Kit (IQ System and IQ Plus vehicles) .....			1
		(includes items 54 and 55)			
53	102248804	IQ Display Module (IQDM-P) Kit (IQ System and IQ Plus vehicles) .....			1
		(includes items 54 and 55)			
54	102251501	Adaptor, Cable .....			1
55	102241502	IQDM Series 2 Cable .....			1
56	102241501	IQDM Series 1 Cable (replacement) .....			1
57	101928701	Liquid Gasket (transaxle case) .....	1	1	1
58	102243402	Moly-Teflon Lubricant (4-oz. (113-gram) tube) .....			1
59	101997201	Paint, Touch-Up – Beige* .....		1	1
59	101997207	Paint, Touch-Up – Black* .....		1	1
59	101997212	Paint, Touch-Up – Burgundy* .....		1	1
59	101997211	Paint, Touch-Up – Classic Blue (Navy)* .....		1	1
59	101997205	Paint, Touch-Up – Dark Gray* .....	1	1	1
59	101997209	Paint, Touch-Up – Dark Green* .....	1	1	1
59	101997204	Paint, Touch-Up – Gray* .....	1	1	1
59	101997203	Paint, Touch-Up – Red* .....	1	1	1
59	101997206	Paint, Touch-Up – Royal Blue (Pacific Blue)* .....		1	1
59	101997202	Paint, Touch-Up – White* .....	1	1	1
60	102562301	Paint, Precedent Underbody – Gray .....		1	1
61	102587201	Paint Pen, Touch-Up, Precedent Underbody – Black .....		1	1
<p>Please refer to the maintenance and service manual for proper tool application.</p> <p>* Item 59 is not for use on Surlyn<sup>®</sup> body material, which is used on Precedent vehicles.</p>					

18

G

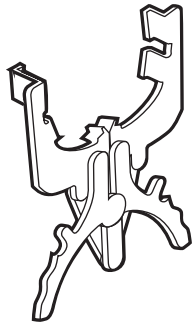
E

D

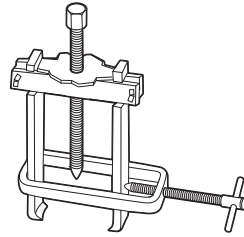
**18**  
**G**  
**E**  
**D**



62



63




64



65



66



67



68



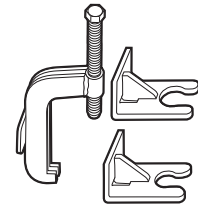
69



70



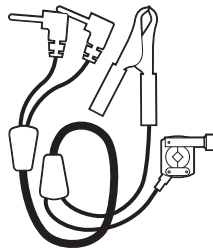
71



72



73



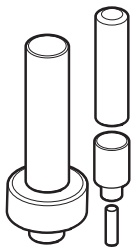
74




75



76



77



83



84



85



86

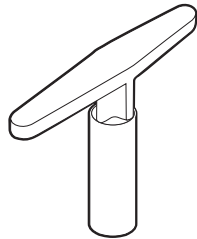
## MAINTENANCE AND SERVICE TOOLS, CONTINUED

ITEM	PART NO.	DESCRIPTION	QTY	QTY	QTY	18
			DIESEL	GAS	ELEC	
		1 2 3 4				G
62	1016414	Piston Ring Compressor Kit (FE290, FE350 and FE400 engines) .....		1		E
63	1016415	Piston Ring Pliers (for Kawasaki Engines) .....		1		D
64	102668801	Puller, Special Use (for Kubota D722 Diesel Engines) .....	1			
65	1012549	Retaining Ring Pliers, 45° External .....	1	1	1	
66	1012560	Retaining Ring Pliers, 90° Internal .....	1	1	1	
67	101823101	Safety First Card (50 per pack) .....	1	1	1	
68	1012809	Seal Puller .....	1	1	1	
69	102330901	Spanner Wrench (for coil over shock front suspension vehicles only) .....	1	1		
70	1014264	Steering Column Bearing Press Tool .....		1	1	
71	1014259	Steering Column Retaining Ring Tool .....		1	1	
72	102061201	Steering Wheel Puller Tool .....	1	1	1	
73	AM10753	Tachometer (includes gasoline engine pick up lead only) .....	1	1		
74	AM10771	Tachometer Diesel Probe (for use with item 73) .....	1			
75	1014162	Transaxle Axle Seal Tool .....		1		
76	1014161	Transaxle Pinion Seal Tool .....		1		
77	1014115	Transmission Tool Kit .....		1		
78	101611003	Tune-Up Kit, All OHV (for FE290, FE350, FE400 only) (includes air filter, spark plug, oil filter, fuel filters) (not shown) .....		1		
79	AM11804	Tune-Up Kit, Gx620 (for Honda Engines) (includes air filter, spark plug, oil filter, fuel filters) (not shown) .....		1		
80	AM11805	Tune-Up Kit, D722 (for Kubota Engines) (includes air filter, oil filter, fuel filters, water separator filter) (not shown) .....	1			
81	AM1220301	Tune-Up Kit, Precedent (for FE290/350 Engines) (includes air filter, spark plug, oil filter, fuel filters) (not shown) .....		1		
82	AM1232401	Tune-Up Kit, FH680D (for Kawasaki V-Twin Engines) (includes oil filter, fuel filter, air filter, and spark plugs) (not shown) .....		1		
83	1016413	Valve Clearance Adjuster Screw Holder (for FE290 engines only) .....		1		
84	102674601	Valve Guide Driver (for Honda GX620 Gasoline Engines) .....		1		
85	101641201	Valve Guide Reamer (FE290, FE350, and FE400 only) .....		1		
86	102674401	Valve Guide Reamer, 6.6 mm (for Honda GX620 Gasoline Engines) .....		1		

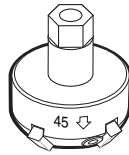
**18**  
**G**  
**E**  
**D**



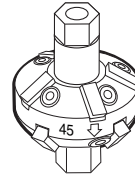
87




88



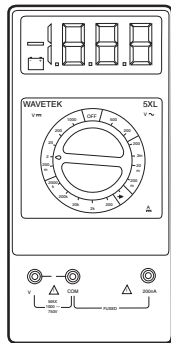
89



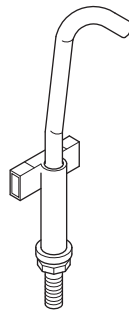
90



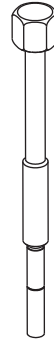
91



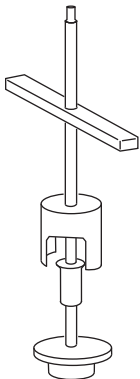
92



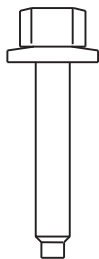
93



94



95



96

## MAINTENANCE AND SERVICE TOOLS, CONTINUED

ITEM	PART NO.	DESCRIPTION	QTY DIESEL	QTY GAS	QTY ELEC	<b>18</b>
		1 2 3 4				<b>G</b>
87	1016552	Valve Seat Cutter Guide .....		1		<b>E</b>
88	1016551	Valve Seat Cutter T-Wrench .....		1		<b>D</b>
89	1016553	Valve Seat Cutter, 45° (32 mm diameter) (for FE290 engines only) .....		1		
90	1016554	Valve Seat Cutter, 45°/30° (35 mm diameter) .....		1		
91	101641101	Valve Spring Compressor .....		1		
92	1011480	Volt Ohm Meter .....	1	1	1	
93	102570401	Tool, Tensioning, Starter Generator (For Precedent vehicles) .....		1		
94	103601401	Puller, Drive Clutch, XRT 950* .....		1		
95	103601701	Tool, Disassembly, Driven Clutch, XRT 950 .....		1		
96	103600501	Screw, Driven Clutch Disassembly, M6, XRT 950 .....		1		
		<p>*Note: The XRT 950 Drive Clutch Puller requires the use of Screw, Driven Clutch Disassembly, CCI Part Number 103600501.</p>				



# INDEX

## Part Number and Page

AM10753	18-9	8251	1-19, 1-21, 12-11	1011893	5-9
AM10771	18-9	8450	11-3	1011895	5-7, 5-9
AM10080	12-5	8639	14-19	1011930	5-7, 5-9
AM10081	12-5	8717	4-9, 4-11, 6-9, 12-3, 12-9	1011931	1-25, 4-9, 4-11
AM10419	11-9	8754	1-17, 4-7, 4-9, 4-11, 5-3, 5-7, 5-9, 5-11, 5-15, 5-17, 6-15, 6-17	1011988	9-3
AM10724	7-5, 8-5	8755	1-29, 5-11, 5-15	1011990	1-17
CCX8506	17-3, 17-5, 17-7	8797	9-5	1012098	17-3, 17-5, 17-7, 17-9, 17-11
183	9-17, 11-3, 12-3	8861	5-9	1012101	17-7, 17-9, 17-11
304	1-27	8963	1-25	1012151	18-7
320	1-17, 1-27, 1-29	8990	5-7, 5-17, 6-9, 14-13, 14-19	1012285	9-15, 12-3, 12-11, 14-13, 14-19
332	1-3, 1-19, 1-21, 1-23, 1-29, 9-17, 10-3, 10-5, 12-11, 14-13	1010124	5-11	1012295	6-9
334	1-29, 4-9, 4-11, 5-3, 5-7, 5-17, 7-15, 8-15	1010138	1-27, 5-9	1012303	1-29, 5-11, 5-15
357	5-11	1010142	5-15	1012304	5-15
451	10-3, 10-5, 15-3, 15-5, 15-7	1010144	5-15	1012333	12-11
705	6-15, 6-17, 7-15, 8-15	1010145	5-15	1012412	1-19, 1-21
706	5-11	1010145	5-15	1012431	12-9, 14-21
808	11-3	1010150	5-11	1012467	5-7
1017	6-7, 14-7	1010219	5-9	1012528	10-3, 10-5, 14-19
1028	4-5	1010436	1-13	1012549	18-9
1032	4-5	1010543	1-23	1012560	18-9
1035	4-7, 5-7, 5-9	1010545	1-27	1012571	7-15, 8-15
1241	1-5, 1-25, 4-5, 4-7, 4-9, 4-11, 6-9, 6-15, 6-17, 6-19, 10-3, 10-5, 15-3	1010577	7-15, 8-15	1012594	12-9
1242	4-7, 6-9, 6-15, 6-17, 14-19	1010805	4-5	1012604	5-3
1308	5-9	1010829	4-7	1012605	5-3
1606	9-17	1010877	4-5	1012649	9-3
1624	4-9, 4-11, 5-7, 5-17	1010878	1-29, 4-5	1012711	12-3
2402	5-9	1010921	4-5	1012714	12-5
7048	5-13	1010927	4-5	1012740	12-5
7173	6-19	1010932	4-5	1012741	12-5
7174	5-3, 6-15, 6-17, 9-15, 10-3, 10-5, 14-19, 15-3, 15-5	1010933	4-5	1012747	12-5
7310	2-3	1010934	6-19, 15-3, 15-5	1012748	12-5
7311	1-25	1010953	4-3	1012752	12-3
7330	12-7, 16-3	1010954	6-9, 12-3, 12-9	1012809	18-9
7335	12-5, 16-3	1010984	2-3	1012811	18-3
7336	16-3	1010993	1-19, 1-21	1012812	18-3
7473	1-25, 4-5, 4-7, 4-9, 4-11, 6-9, 6-19	1011084	4-13	1012830	6-15, 6-17, 9-15, 10-3, 10-5
7539	5-9	1011273	18-5	1012836	11-9
7540	5-7, 5-9	1011280	15-3	1012896	12-3
7555	5-7, 5-9, 5-17	1011285	15-3	1012986	6-11
7577	17-5, 17-7, 17-9, 17-11	1011290	15-3	1012987	12-9
7602	5-7, 5-9	1011291	12-7	1012991	6-13
7716	4-5, 4-9, 4-11	1011402	4-5	1013001	6-13
7818	6-9	1011411	15-3	1013003	6-13
7847	1-19, 1-21, 1-25, 1-29, 10-3, 10-5	1011415	5-15	1013005	6-13
7893	6-9, 12-11	1011418	4-5	101301102	6-13
8056	14-21	1011478	18-7	1013035	5-7, 5-17
8057	12-9, 14-21	1011480	18-11	1013042	5-7, 5-17
8058	12-9	1011578	1-27, 5-3	1013044	5-7, 5-17
8067	5-13	1011652	1-23	1013051	5-7, 5-17
8233	1-3, 1-19, 1-21, 1-25, 1-29, 4-9, 4-11, 9-3, 12-3, 12-9, 12-11, 14-13	1011694	4-9, 4-11	1013052	5-7, 5-17
8248	9-3, 12-9, 14-13	1011697	5-3, 8-15, 9-11, 9-15, 14-17	1013061	12-3, 14-15
		1011700	4-9, 4-11	1013164	5-15
		1011734	4-13	1013461	6-7, 9-5, 14-7
		1011767	18-3	1013462	9-5
		1011779	4-7	1013531	4-7
		101187702	4-5	1013582	18-3

# INDEX

1013587	12-9	1014201	15-3, 15-5, 15-7	1015741	6-9
1013589	6-9, 12-9	1014207	12-7	1015752	6-9, 9-17, 14-11
1013590	12-9	1014213	5-3	1015814	10-3, 10-5
1013591	12-9	1014214	5-3	101584502	9-15
1013593	18-7	1014217	5-3	1015914	17-7, 17-9, 17-11
1013609	6-9	1014259	18-9	1015917	17-7, 17-9
1013687	9-3	1014264	18-9	1015921	9-5
1013700	9-15	1014276	5-11	1015932	6-15, 6-17
1013734	10-3, 10-5, 14-19	1014287	11-3	1015969	7-3, 8-3
1013746	9-3, 9-5, 9-11, 9-13	1014288	5-3, 6-19, 11-3, 14-19	1016004	9-5
1013760	12-3	1014289	6-13	1016074	6-15, 6-17
1013768	12-7	1014304	14-17	1016103	9-11
1013769	12-7	1014305	18-3	101611003	18-9
1013770	12-7	1014306	1-19, 1-21	101611402	16-5
1013771	12-7	1014375	6-19	1016183	5-3
1013772	12-7	1014453	11-3	1016201	11-3, 12-9
1013773	12-7	1014454	11-9	1016203	11-5
1013774	12-7	1014496	18-5	1016269	5-3
1013787	12-7	1014497	18-5	1016289	11-3
1013792	12-7	1014498	18-5	1016337	12-5
1013794	12-7, 16-3	1014507	18-5	1016338	12-5
1013857	6-11, 14-9	1014508	18-5	1016341	12-3
1013869	4-5	1014510	18-5	1016342	12-9
1013870	4-5	101454902	5-15	1016346	5-9
1013871	4-9, 4-11	1014555	5-15	1016349	5-9
1013876	1-27, 4-5	1014573	5-15	1016350	5-9
1013924	4-3, 7-15, 8-15	1014675	5-15	1016351	5-9
1013983	1-15	1014727	12-9	1016353	5-9
1014007	4-9, 4-11, 12-3	1014807	12-9	1016384	5-11
1014049	11-3	1014901	5-15	1016385	5-9
1014050	11-3	1014902	5-15	1016386	5-11
1014052	11-3	1014928	9-3	1016387	5-11
1014055	11-3	1014947	14-19	1016389	5-11
1014056	11-3	1014948	6-9, 14-19	101641002	18-5
1014057	11-3	101503202	1-3	101641101	18-11
1014058	11-3	1015064	12-9	101641201	18-9
1014059	11-3	1015072	14-17	101641202	18-3
1014062	11-3	1015137	9-3, 9-5, 9-11, 9-13	1016413	18-9
1014063	11-3	1015139	9-3, 9-5	1016414	18-9
1014065	6-9, 11-3, 12-9	1015143	9-3, 9-5	1016415	18-9
1014070	11-9	101524001	6-15	1016416	18-3
1014072	11-9	101524002	6-17	1016417	18-3
1014076	11-9	1015330	7-9, 10-3	1016418	18-7
1014078	11-9	1015332	7-3, 8-3	1016423	6-9
1014080	11-9	1015345	6-9	101642572	9-7
1014089	12-9	1015371	6-9	101642575	9-7, 9-9
1014115	18-9	1015372	6-9	101642578	9-7, 9-9
1014116	9-3	1015373	6-9	101642580	9-7, 9-9
1014119	6-9	1015405	6-9	101642582	9-7, 9-9
1014125	5-3	1015426	9-17	101642585	9-9
1014126	5-3	101547601	3-5	1016429	7-7, 8-7
1014145	6-9, 12-9	1015524	18-5	1016430	7-9
1014153	4-3	1015583	1-29, 5-11, 5-15	1016431	7-9
1014161	18-9	1015597	5-7, 5-9, 5-13	1016432	7-7, 8-7, 12-3
1014162	18-9	1015649	7-3, 8-3	1016435	7-7
1014193	12-7	1015737	6-9	1016436	7-9, 8-9



# INDEX

1016437	9-7, 9-9	1016509	7-13	1016572	9-11, 9-13
1016438	9-11, 9-13	1016510	7-11, 8-11	1016576	7-7, 8-7
1016439	9-11	1016513	12-3	1016578	7-5, 8-5
1016440	7-9, 8-9, 9-11, 9-13	1016516	7-13	1016579	7-5, 8-5
1016441	9-11, 9-13	1016517	7-9, 8-9	1016580	7-13
1016443	7-3	1016518	8-9	1016581	7-7, 8-7
1016444	9-11, 9-13	1016519	7-9, 8-9	1016582	9-11, 9-13
1016445	7-5, 8-5	1016520	7-11	1016583	7-9, 8-9
1016446	7-9, 7-11	1016521	7-11, 8-11	1016584	7-11, 8-11
1016447	7-9	1016523	7-9	1016585	9-7, 9-9
1016448	7-9	1016524	7-3	1016586	7-5, 8-5
1016449	7-9, 8-9	1016525	7-3	1016587	7-5, 8-5
1016450	7-9, 8-9	1016526	7-3	1016588	7-5, 8-5
1016451	7-9	1016531	7-3, 8-3	1016627	18-7
1016452	7-9, 8-9	1016532	7-13	1016630	6-11
1016453	7-11	1016533	7-13	1016672	12-7
1016454	7-11, 8-11	1016535	7-11, 8-11	1016801	11-3
1016455	7-5, 8-5	1016536	7-3	1016851	14-21
1016456	7-3, 7-5, 7-11, 8-3, 8-5	1016537	7-7, 8-7	1016879	6-7, 14-7
1016457	7-7, 8-7	1016538	7-11, 8-11	1016880	6-7, 14-7
1016458	7-9, 7-11, 8-9	1016539	7-3, 8-3	1016883	6-15, 6-17
101645901	7-13	1016541	7-13, 8-13	1016901	11-3
101645902	7-13	1016542	7-9	1016904	8-9, 10-5
101645903	7-13	1016544	7-5, 7-9, 7-11, 8-5, 8-9, 8-11	1016916	1-23
1016460	7-13	1016545	7-9	1016947	12-9
101646101	7-13	1016546	9-15	1016952	1-19, 1-21
101646102	7-13	1016547	7-3, 7-13, 8-3, 8-13, 9-11, 9-13	1017029	4-5
101646103	7-13	1016548	7-5	1017062	6-7, 14-7
1016467	7-7, 8-7	1016549	7-9, 8-9	1017064	6-7, 14-7
1016469	7-13	101655001	7-13	1017065	6-7, 14-7
1016470	7-13, 8-13	101655002	7-13	1017082	12-3
1016471	7-9	101655003	7-13	1017141	1-19, 1-21
1016472	7-11, 8-11	101655004	7-13	1017188	11-7
1016473	7-7, 8-7	101655005	7-13	1017203	9-3
1016474	7-9, 8-9	101655006	7-13	1017221	7-3
101647501	7-13	101655007	7-13	1017226	5-3
101647502	7-13	101655008	7-13	1017231	12-3
1016479	7-9, 8-9	101655009	7-13	1017235	5-15
1016480	9-11, 9-13	1016551	18-11	1017266	5-9
101648102	9-11, 9-13	1016552	18-11	1017273	5-5
101648203	7-7, 8-7	1016553	18-11	1017313	5-3
1016483	7-9, 8-9	1016554	18-11	1017314	5-3
1016484	7-7	1016558	7-13	1017315	5-3
1016486	9-7, 9-9	1016559	7-13	1017317	5-3
1016489	7-9, 8-9	1016560	7-9, 8-9	1017378	4-9, 4-11
101649002	9-11, 9-13	1016561	7-5, 8-5	1017380	4-9, 4-11
1016493	7-5	1016562	7-5, 7-13, 8-5, 8-13	1017424	4-9, 4-11
1016494	7-11, 8-11	1016563	7-9, 8-9	1017434	8-9
1016496	7-11, 8-11	1016564	7-11, 8-11	1017435	8-9
1016497	7-5, 8-5	1016565	7-11	1017442	8-7
1016499	9-7, 9-9	1016566	7-9, 8-9	1017443	8-9, 8-11
1016501	9-7, 9-9	1016567	7-11	1017444	8-9
1016502	7-7, 8-7	1016568	7-13	1017445	8-9
1016505	7-5	1016569	7-9, 8-9	1017446	8-9
1016506	7-11, 8-11	1016570	7-7, 8-7	1017447	8-11
1016507	7-3, 8-3	1016571	7-13, 8-13	1017448	7-5, 8-5

# INDEX

101744901	8-13	1017774	1-25	101828906	17-5
101744902	8-13	101791101	4-3	101830701	14-9
1017450	8-13	1017944	15-3	101831101	17-7
101745101	8-13	1017947	15-3	101831503	17-9
101745102	8-13	1017949	15-3	101831504	17-9
1017453	8-13	1017950	15-3	101831701	17-9
1017454	8-9	1017953	15-3	101831702	17-9
1017455	7-5, 8-5	101795701	14-17	101831801	18-5
1017456	7-7, 8-7	101796201	4-9, 4-11	101831901	18-3
101745701	8-13	101796501	14-15	101832001	14-15
101745702	8-13	101796801	14-15	101832101	7-15
1017458	8-7	101801001	14-15	101832202	9-15
1017460	8-7	101802101	14-15	101832302	9-15
1017461	9-7, 9-9	101802201	17-7	101832601	8-15
1017463	8-5	101802202	17-7	101832701	7-15, 8-15
1017466	9-11, 9-13	101802203	17-7	101833101	8-15
1017468	7-5, 8-5	101802204	17-5	101833201	7-15
1017471	8-13	101802205	17-5	101833401	11-9
1017472	8-11	101802206	17-5	101833601	12-3
1017473	8-9	101804301	9-17	101833701	6-13
1017474	8-3	101805701	9-17	101833906	11-3
1017475	8-3	101806901	1-31	101834001	11-9
1017476	8-3	101808401	18-3	101834601	7-15, 8-15
1017486	8-3	101809101	18-5	101834801	12-3
1017487	8-11	101811401	9-17	101835601	1-29
1017490	8-5	101811501	9-17	101836201	11-9
1017500	8-3	101811801	9-17	101837101	9-17
1017501	8-13	101811901	9-17	101837301	6-15, 6-17
1017502	8-13	101812301	9-17	101838201	17-9
1017503	8-13	101813001	9-17	101838301	17-9
1017504	8-11	101813202	18-3	101838401	17-9, 17-11
1017507	7-7, 8-7	101815501	4-3	101838501	17-9
1017508	8-11	101815502	4-3	101838601	17-9, 17-11
1017510	8-13	101816401	4-3	101850301	9-17
1017512	8-13	101816501	4-3	101855002	14-13
1017513	8-11	101816502	4-3	101855801	1-19, 1-21, 12-11
1017514	8-11	101817401	4-9, 4-11	101856002	14-13
101751801	8-11	101818801	4-9	101856102	6-9
101751802	8-11	101820201	9-11	101856201	9-17
101751803	8-11	101821501	9-17	101859301	10-3
1017653	6-13	101823101	18-9	101859401	10-5
1017686	11-9	101823201	4-3	101861901	4-9, 4-11
1017689	10-3, 10-5	101823801	4-3	101862001	4-11
1017696	4-9, 4-11	101824401	9-3, 9-5	101869302	6-13
1017705	14-15	101826801	14-19	101871001	18-3
101773301	8-13	101827101	7-15, 8-15	101874901	6-13
101773302	8-13	101827801	14-19	101875001	6-13
101773303	8-13	101828301	17-7	101875101	6-13
101773304	8-13	101828501	17-7, 17-9, 17-11	101875102	6-13
101773305	8-13	101828801	17-5, 17-7	101875201	6-13
101773306	8-13	101828802	17-5, 17-7	101875301	6-13
101773307	8-13	101828901	17-7, 17-9, 17-11	101875401	6-13
101773308	8-13	101828902	17-7, 17-9, 17-11	101875501	6-13
101773309	8-13	101828903	17-7	101875601	6-13
101773310	8-13	101828904	17-5	101875701	6-13
101773311	8-13	101828905	17-5	101875802	6-13

# INDEX

101876001	6-13	101897201	16-3	101927501	12-5
101876202	6-13	101897401	16-3	101927601	12-5
101876301	6-13	101897601	16-3	101927701	12-5
101876402	6-13	101898001	6-19	101927901	12-5
101876501	6-13	101903101	5-11	101928001	12-5
101877601	6-13	101903601	16-3	101928101	12-5
101877701	6-13	101903701	16-3	101928301	12-7
101878101	6-13	101905601	9-7	101928601	12-3
101878201	4-5	101905901	9-9	101928701	12-3, 16-3, 18-7
101878302	5-7	101906901	16-3	101929301	7-5
101879001	6-13	101908101	14-13	101929401	5-15
101879401	5-7, 5-17	101908401	14-13	101929801	11-3
101879501	5-7, 5-17	101908601	3-11	101929802	11-3
101879601	5-7, 5-17	101908701	14-19	101931501	3-11, 14-19
101879701	5-7, 5-17	101909201	7-5, 8-5	101932401	14-13
101879801	5-7, 5-17	101909301	7-5, 8-5	101932501	14-13
101879901	5-7, 5-17	101909401	7-5, 8-5	101932601	14-19
101880001	5-7, 5-17	101909501	7-5, 8-5	101932701	14-19
101880101	5-7, 5-17	101909701	7-3	101932902	12-13
101880201	5-7, 5-17	101910401	1-25, 14-19	101933101	18-7
101880301	5-7, 5-17	101910501	12-7	101936101	16-5
101881101	7-5, 8-5	101911401	16-5	101936801	14-11
101881701	9-17	101912401	4-13	101939901	6-13
101884801	7-15, 8-15	101914401	17-7, 17-9	101942301	14-13, 15-3, 15-5, 15-7
101886101	12-3	101915201	3-5	101951501	12-11
101887101	18-3	101915401	7-11	101953101	4-7
101887601	7-3, 8-3, 9-11	101915501	7-13	101953802	8-3
101889401	12-5	101915601	7-3	101953901	7-3
101890001	12-5	101915801	7-5	101954301	1-3, 1-23
101890101	12-3	101916001	8-13	101956201	17-11
101890201	12-3	101916101	8-3	101956202	17-11
101890501	12-3	101916201	8-5	101958201	17-11
101890601	12-3	101916301	8-5	101958301	17-11
101890901	12-7	101916701	6-15, 6-17, 11-3	101960501	1-31, 3-5
101891001	12-7	101917601	9-17	101963401	6-9, 7-15, 8-15
101891301	12-3	101917701	9-17	101965205	14-19
101891401	12-7	101918501	4-5	101971001	9-17
101891501	12-7	101919801	4-9, 4-11	101971301	9-17
101891601	12-5	101920101	14-11, 14-13, 15-3, 15-5, 15-7	101972001	18-7
101891901	12-5	101921501	9-17	101972002	18-7
101892001	12-5	101922101	16-3	101972003	18-7
101892201	12-5	101922201	16-3	101972004	18-7
101892301	12-5	101922301	7-13	101972005	18-7
101892401	12-5	101922501	14-13	101972006	18-7
101892501	12-5	101922601	12-11	101972007	18-7
101892601	12-5	101923001	16-3	101972009	18-7
101892701	12-7	101923201	16-3	101972011	18-7
101892901	12-3	101923501	16-3	101972012	18-7
101893201	12-5	101923701	16-3	101972101	16-3
101893801	12-3	101923901	16-3	101972201	16-3
101893901	12-5	101925701	9-17	101972801	9-17
101895401	16-3	101926501	5-15	101973101	9-7, 9-9
101895501	16-3	101926901	12-3, 12-13	101973201	9-7
101896501	6-13	101927101	12-3	101973301	9-9
101896901	9-5	101927201	12-3	101973401	9-13
101897001	16-3	101927301	12-3	101973501	17-11

# INDEX

101978601	16-5	102187201	15-5, 15-7	102353401	5-13
101979101	12-9	102196901	14-13	102354104	5-13
101980801	12-5	102198001	6-11, 14-9	102354204	5-13
101980901	12-5	102221201	1-19, 1-21	102355102	1-17
101981001	12-5	102235201	15-3, 15-5, 15-7	102355301	6-19
101984801	5-3	102240104	15-3	102356601	16-3
101987501	17-11	102240501	14-19	102356801	16-3
101987701	9-3	102241501	18-7	102357001	16-3, 16-5
101987901	6-7, 14-7	102241502	18-7	102406701	9-3, 9-5
101988001	6-7, 14-7	102242101	1-5, 11-9	102430901	8-13
101988002	6-7, 14-7	102243402	18-7	102431001	8-11
101988101	6-7, 14-7	102243403	15-3, 15-5, 15-7	102453001	12-5
101988201	6-7, 14-7	102248803	18-7	102453101	12-5
101990703	6-11	102249901	18-3	102499001	14-9
101990801	4-7	102251501	18-7	102503221	1-25
101991101	6-11	102259801	14-19	102503222	1-25
101998211	1-23	102263601	14-19	102503224	1-25
101998212	1-23	102263701	14-19	102508601	14-9
101998214	1-23	102264001	6-9	102508701	14-9
101998215	1-23	102265601	15-3	102511301	14-17
101998501	1-23	102265701	15-3	102511302	14-17
102003201	9-3	102265801	15-3	102522001	9-5
102022101	4-7	102265901	15-3	102540301	7-15, 8-15
102022602	5-17	102266001	15-3	102544201	1-25
102025801	1-3	102266101	15-3	102555501	18-3
102025901	6-11	102266501	14-19	102562401	18-3
102026001	4-9, 4-11	102266601	14-13	102570401	18-11
102031901	12-7	102266701	14-13	102581201	1-25
102044702	6-11	102267001	15-3	102588501	5-15
102044801	6-11	102273201	17-5	102601501	18-5
102045001	1-3	102273301	17-5	102603501	18-5
102045901	12-3	102273401	17-5	102605201	18-5
102048401	1-3	102273601	17-5	102606101	18-5
102051601	6-11	102273701	17-3, 17-5	102607501	18-5
102051701	6-11, 14-9	102273801	17-3, 17-5	102618601	1-7, 1-9
102051901	6-11, 14-9	102273901	17-3, 17-5	102668801	18-9
102061201	18-9	102274001	17-5	102669901	18-7
102065901	1-29, 7-15, 8-15	102278001	5-3	102674001	18-5
102066201	4-7	102278801	3-9, 3-15	102674101	18-5
102101001	14-11	102289001	1-29	102674201	18-5
102101101	14-11	102289002	1-7, 1-9	102674401	18-9
102155801	11-9	102289201	5-17	102674601	18-9
102169401	18-7	102289301	1-29	102675001	18-5
102174201	1-23	102296530	1-25	102675101	18-5
102174202	1-23	102298240	1-7, 1-9	102675201	18-5
102174204	1-23	102304701	7-9	102675301	18-5
102174205	1-23	102304801	8-9	102675401	18-5
102186001	15-5, 15-7	102310701	1-15	102686101	18-3
102186101	15-5, 15-7	102323101	4-5	102704701	15-5, 15-7
102186201	15-5, 15-7	102323201	4-5	102704801	15-5, 15-7
102186301	15-5, 15-7	102330901	18-9	102704901	15-5, 15-7
102186401	15-5, 15-7	102336001	9-15	102705001	15-5
102186701	15-5, 15-7	102336101	9-15	102711201	6-9
102186901	15-5, 15-7	102352801	5-13	102753401	7-9, 8-9
102187001	15-5	102353201	5-13	102766701	1-3
102187101	15-5, 15-7	102353301	5-13	102771701	16-3

# INDEX

102777401	14-17	102829703	1-17	102899801	13-3
102777601	1-19, 1-21	102829704	1-17	102899901	13-5
102777602	1-19, 1-21	102829802	1-17	102900001	13-5
102778501	1-3	102830201	1-9	102900101	13-5
102778502	1-3	102830401	5-11	102900201	13-5
102778503	1-3	102830501	1-7	102900301	13-5
102778504	1-3	102830801	14-9	102900401	13-3
102778505	1-3	102831901	3-3, 3-13	102900501	13-3
102778507	1-3	102832001	3-3, 3-13	102900601	13-3
102778509	1-3	102832601	14-17	102900701	13-3
102778601	1-3	102833301	3-3, 3-11	102900801	13-3
102779001	1-27	102840301	1-25	102900901	13-3
102779401	1-27	102850801	3-9	102901001	13-3
102779501	1-27	102850901	3-9	102901101	13-5
102796101	1-25	102851001	3-15	102901201	13-3
102796201	5-5	102851101	3-15	102901301	13-3
102796301	1-25	102851201	3-9	102901401	13-3
102796302	1-25	102851301	3-9	102901501	13-3
102796501	1-13	102851401	3-15	102901601	13-3
102796701	1-3	102851501	3-15	102901701	13-3
102796801	1-19	102852401	1-9	102901801	13-3
102796802	1-19	102857401	1-3	102901901	13-3
102796803	1-19	102861401	2-5	102902001	13-3
102796804	1-19	102865101	9-3	102902101	13-7
102796805	1-19	102886301	16-3	102902201	13-7
102797201	1-29	102886401	16-3	102902301	13-7
102803001	6-5	102886501	16-3	102902401	13-7
102804501	6-11	102886601	16-3	102902501	13-7
102804502	6-11	102896801	13-3	102902601	13-7
102804503	14-9	102896901	13-3	102902701	13-7
102804504	14-9	102897201	13-5	102902801	13-7
102806201	14-19	102897301	13-5	102913101	1-25
102810301	1-11	102897401	13-3	102913102	1-25
102810501	14-5	102897501	13-5	102913601	5-11
102815801	2-3	102897601	13-3	102914301	1-3
102815901	2-3	102897701	13-3	102959401	1-13
102816201	1-25	102897801	13-3	102967901	1-3, 6-11, 14-9
102818301	1-21	102897901	13-3	103010101	9-3
102818302	1-21	102898001	13-3, 13-5	103189901	1-27
102818303	1-21	102898101	13-3	103200701	14-9
102818305	1-21	102898201	13-3	103246701	1-23
102819101	2-3	102898301	13-3, 13-5	103246801	1-23
102820301	1-29	102898401	13-5	103282601	14-19
102820501	1-29	102898501	13-3	103293501	1-27
102821101	1-29	102898601	13-3	103313301	1-5
102822001	1-3	102898701	13-3	103316701	14-19
102822002	1-3	102898801	13-3	103316801	14-19
102822401	5-5	102898901	13-5	103316901	14-19
102823201	1-29	102899001	13-3	103317501	1-27
102825401	3-7	102899101	13-3	103317601	1-27
102825402	3-7	102899201	13-3	103325501	15-3
102825501	3-13	102899301	13-3	103325601	15-3
102825502	3-13	102899401	13-3	103325701	15-3
102825601	3-7	102899501	13-3	103325801	15-3
102825701	3-13	102899601	13-3, 13-5	103337601	15-3
102828701	1-3, 1-11, 1-13	102899701	13-3	103345701	11-3

# INDEX

- 103351001 5-9  
103372101 9-3, 9-5  
103372302 9-3, 9-5  
103377201 4-7  
103377301 4-7  
103379501 12-11  
103380201 4-3  
103380202 4-3  
103397901 17-5, 17-7  
103403101 14-19  
103414901 17-5, 17-7  
103428501 17-3  
103428601 17-3  
103428701 17-3  
103429001 17-3  
103429101 17-3  
103429201 17-3  
103429301 17-3  
103429501 17-3  
103429701 17-3  
103434001 17-3  
103439901 17-3  
103477901 5-13  
103483101 4-3  
103483102 4-3  
103483201 4-3  
103483301 4-3  
103483401 4-3  
103483501 4-3  
103483601 4-3  
103483701 4-3  
103507001 5-11  
103512801 17-3  
103512901 17-3  
103513001 17-3  
103517401 17-3  
103517601 17-5  
103520301 9-17  
103601501 5-17  
103601601 5-3  
103651901 9-5  
103651902 9-3  
103653401 5-17  
103717001 17-3  
103717002 17-3  
103717003 17-3  
103776901 9-5  
103776902 9-3  
103779601 17-3  
103781101 9-3  
103781201 9-3  
96704416 7-15, 8-15
- A**  
absorber, rear shock 5-15  
AC cord 17-5, 17-7, 17-9, 17-11
- AC cord bushing 17-3, 17-5  
AC cord receptacle 17-11  
AC cordset 17-3  
accelerator bracket and bearing assembly 4-9, 4-11  
accelerator cable 9-15  
accelerator pedal 4-9, 4-11  
accelerator pedal adjustment tool 18-3  
accelerator pivot rod 4-9, 4-11  
accelerator return spring 4-9, 4-11  
accelerator rod 4-13  
accessory receptacle 6-11, 14-9  
adapter  
    cable (IQDM) 18-7  
adhesive, guide ring 18-3  
adjuster  
    hydraulic brake 18-7  
adjuster, lash 8-11  
air box 9-17  
air box top 9-17  
air filter 9-17  
air intake hose 9-17  
ammeter 17-3, 17-5, 17-7, 17-9, 17-11  
angled bumper mount 5-15  
A-plate strap 5-9  
A-plate, delta 5-9  
arbor 18-3  
arm  
    governor 12-3  
    pivot 12-3  
    rocker 7-9, 8-9  
armature 6-13, 15-3, 15-5, 15-7  
armature conversion kit 6-13  
assembly  
    accelerator bracket and bearing 4-9, 4-11  
    accelerator pivot rod 4-9, 4-11  
    air box 9-17  
    air box top 9-17  
    armature 6-13  
    axle 12-7  
    bearing, steering shaft 5-3  
    bell crank and shaft 6-9  
    brake lever 4-3  
    brush connector 6-13  
    brush holder 6-13  
    carburetor 9-7, 9-9  
    connecting rod 7-13, 8-13  
    cylinder head 8-9  
    delta A-plate 5-9  
    delta shock and gear support 5-9  
    drive hub 11-3  
    driven clutch 11-9  
    driven clutch fixed-face 11-9  
    field coil 6-13  
    float 9-7, 9-9  
    Forward/Reverse shifter 12-9  
    frame and field (motor) 15-5, 15-7  
    fuel tank vent 9-3, 9-5  
    governor 12-5  
    headlight 6-7, 14-7  
    headlight harness 6-7, 14-7  
    idle screw 9-7, 9-9  
    inner ball joint 5-7, 5-17  
    kingpin 5-11  
    moveable-face 11-3, 11-9  
    pilot air screw 9-7, 9-9  
    plug cap 8-5  
    ratchet 4-5  
    secondary clutch weight 11-3  
    steering shaft 5-3  
    turn signal lens 6-7, 14-7  
axle 12-7, 13-3, 16-3  
axle guard 12-13, 16-5  
axle shaft oil seal 12-7, 16-3  
axle tube 16-3
- B**  
backrest 1-25  
bag, desiccant 11-3  
ball bearing 8-11  
ball joint 4-5, 4-13, 5-7, 5-9, 12-11  
ball joint, left-hand thread 5-7, 5-9  
ball stud 6-9, 12-3, 12-9  
ball, bearing 5-13  
ball, shifter 12-5  
ball, steel pressure relief 7-7, 8-7  
band, RPM limiter mount 7-5, 8-5  
bar, drive 14-11  
barb, vent 9-3, 9-5  
battery 6-19  
battery charger 17-5, 17-7, 17-9, 17-11  
battery charger case 17-5, 17-7, 17-9, 17-11  
battery charger handle 17-5  
battery charger receptacle 14-15  
battery charger transformer 17-5, 17-7, 17-9, 17-11  
battery clamp 6-19  
battery condition indicator, 48-volt 14-9  
battery discharge machine 18-3  
battery hold-down, 12-volt 14-17  
battery light 14-9  
battery terminal protector spray 18-3  
battery thermometer 18-3  
battery, 12-volt, Trojan T1275, moist 14-17  
battery, 12-volt, Trojan T1275, wet 14-17  
bearing 16-3  
    ball 5-13, 8-11  
    ball (motor) 15-5, 15-7  
    ball (steering pinion) 5-7, 5-17  
    idler 11-3  
    inner axle tube 12-7, 16-3  
    lower pinion (steering) 5-7, 5-17

# INDEX

- needle 12-5
- outer axle tube 12-7
- pivot support 4-9, 4-11
- steering shaft 5-3
- thrust 5-11
- bearing and oil seal remover 18-3
- bearing driver set 18-3
- bearing puller 18-3
- bearing puller wedge 18-3
- bearing retainer 15-3
- bearing seat 5-3
- bed support 1-25
- bed support stiffener 1-29
- bed, cargo 1-27
- bell crank 12-9
- bell crank and shaft 6-9
- bellows 5-7, 5-17
- belt, drive 11-5, 11-7
- belt, starter/generator 6-15, 6-17, 11-3
- bezel, headlight 6-7, 14-7
- block, brake-mounting 4-5
- block, fuse 6-9
- body kick plate 1-19, 1-21
- body, front 1-3
- body, rear 1-19, 1-21
- bolt, J- 14-17
- bolt, U- 5-15
- boot, steering column 5-3
- boot, switch 14-13
- bottom, air box 9-17
- box
  - air 9-17
  - dash 1-11
  - electrical component 6-9
  - glove 1-13
  - steering gear 5-7, 5-17
- box lock kit, glove 1-13
- brace, canopy 1-5
- brace, seat support cross 1-25
- bracket 5-15, 6-11, 7-3
  - accelerator cable 9-15
  - adjustable starter/generator 6-15, 6-17
  - governor cable 9-15
  - headlight mounting 6-7, 14-7
  - muffler mounting 10-3, 10-5
  - oil filter mount 7-7, 8-7
  - oil level switch 7-11, 8-11
  - relay mounting 17-9
  - RPM limiter 7-5, 8-5
  - shifter 12-3, 12-11
  - snubber 7-15, 8-15
  - starter/generator mounting 6-15, 6-17
  - steering column 5-3
  - steering column mounting 5-3
  - throttle spring return 9-11, 9-13
  - Tow/Run switch 14-13
- brake adjusting mechanism 4-3
- brake adjustment tool 18-3
- brake cable 4-7
- brake cable equalizer 4-7
- brake cable release tool 18-3
- brake drum 4-3
- brake lever 4-3
- brake mounting block 4-5
- brake pedal 4-5
- brake pedal adjustment tool 18-3
- brake pedal pad 4-5
- brake pedal tension tool 18-3
- brake return spring 4-7
- brake self-adjusting mechanism 4-3
- brake shoe 4-3
- brake spring 4-3
- breaker, circuit 17-3, 17-5, 17-7, 17-9, 17-11
- breather 12-3, 16-3
- brush 15-3, 15-5, 15-7
- brush and screw set 6-13
- brush box assembly 15-5, 15-7
- brush connector 6-13
- brush guard 1-9
- brush guard support 5-11
- brush holder 6-13
- brush inspection port cover 6-13
- brush port cover 6-13
- brush rigging 15-3, 15-5, 15-7
- brush spring 15-3, 15-5, 15-7
- brush spring set 6-13
- bulb, headlight 6-7, 14-7
- bumper
  - cast 1-7
  - drive unit (motor) 15-3, 15-5, 15-7
  - jounce 5-15
  - rubber 1-13, 1-29, 4-5
  - side trim 1-15
  - spring return 4-9, 4-11
- bumper mount, angled 5-15
- bushing 11-3
  - AC cord 17-3, 17-5
  - bronze 5-13
  - nylon 4-5
  - return line 9-3, 9-5
  - spindle 5-13
  - steel 1-29, 5-11, 5-15
  - urethane 1-29, 5-9, 5-11, 5-15
- bushing, insulated 15-3
- button, choke 9-17
- button, drive 11-9
- buzzer, reverse 14-21
- C**
- cable
  - accelerator 9-15
  - brake 4-7
  - governor 9-15
  - IQDM 18-7
  - transmission 12-11
- cable retainer 1-19, 1-21, 12-11
- cable, cargo bed 1-27
- calibration test module 18-3
- cam
  - driven clutch 11-9
  - electrical component box 6-9
  - neutral lockout 12-9
- cam installation tool 18-3
- camshaft 7-11, 8-11
- camshaft shim 8-11
- canopy brace 1-5
- cap
  - dust 14-13
  - plug 8-5
  - spark plug 7-5
- carburetor 9-7, 9-9
- carburetor float level tool 18-7
- carburetor gasket 9-13
- carburetor insulator 9-11, 9-13, 15-3
- carburetor mounting gasket 9-11, 9-13
- card, safety first 18-9
- cargo bed 1-27
- cargo bed hinge 1-29
- case
  - battery charger 17-5, 17-7, 17-9, 17-11
  - differential gear 12-7
  - FNR switch 14-13
  - gear 12-3, 16-3
  - rocker 7-9, 8-9
- case, charger 17-3
- cast bumper 1-7
- catch, tilt bed 1-27
- center, steering wheel 5-5
- charger bezel tool 18-3
- charger board relay 17-3
- charger case 17-3
- charger hardware 17-3
- charger legs 17-3
- charger receptacle 14-15
- charger, battery 17-5, 17-7
- choke button 9-17
- choke lever 9-17
- choke lever guide 9-17
- choke positioner 9-17
- choke valve 9-17
- circuit breaker 17-3, 17-5, 17-7, 17-9, 17-11
- clamp
  - battery 6-19
  - cable retaining 9-15
  - hose 9-3, 9-5, 9-11, 9-13, 9-17
  - muffler hose 10-3, 10-5
- clevis, upper delta 5-11
- cluster idler gear 12-5

# INDEX

- clutch alignment tool 18-5
  - clutch pulley 11-3
  - clutch removal tool 18-3
  - clutch repair kit 11-9
  - clutch tool kit 18-5
  - clutch weight 11-3
  - clutch, drive 11-3
  - clutch, driven 11-9
  - coil, field 6-13
  - coil, ignition 7-5, 8-5
  - collet 7-9, 8-9
  - column, steering 5-3
  - communication display module 18-5
  - component box, electrical 6-9
  - component mounting plate 14-19
  - compression gauge 18-5
  - compression lug 14-19
  - compression spring 9-17
  - compressor, piston ring 18-9
  - compressor, valve spring 18-11
  - computer, onboard 14-19
  - connecting rod 7-13, 8-13
  - connector, a- 6-13
  - connector, four-pin 14-13
  - connector, speed controller 14-19
  - continuity tester 18-5
  - controller cover 14-19
  - controller cover gasket 14-19
  - controller, motor speed 14-19
  - cord connector 7-11, 8-11
  - cord set, DC 17-5
  - cord, AC 17-5, 17-7, 17-9, 17-11
  - cord, DC 17-7, 17-9, 17-11
  - Cordset
    - PD3, AC 114" 17-3
    - PD3, AC 80" 17-3
    - PD3, DC 113" 17-3
    - PD3, DC 154" 17-3
    - PD3, DC 205" 17-3
  - counterbalance guide shaft 7-13, 8-13
  - counterbalance weight 7-13, 8-13
  - cover
    - brush inspection port 6-13
    - brush port 6-13
    - cowl 1-3
    - crankcase 7-11, 8-11
    - electrical box 6-9
    - oil pump 7-7, 8-7
    - steering column 5-3
  - cover gasket, controller 14-19
  - cover plate 15-5, 15-7
  - cover, controller 14-19
  - cover, speed controller 14-19
  - cowl 1-3
  - cowl cover 1-3
  - cowl support 1-3
  - crank, bell 12-9
  - crankcase 7-13, 8-13
  - crankcase cover 8-11
  - crankcase cover gasket 7-9, 7-11
  - crankcase vent tube 9-11, 9-13
  - crankshaft 7-13, 8-13
  - crankshaft rod 8-13
  - crankshaft seal 7-11
  - crankshaft shim 7-13, 8-13
  - cross brace, seat support 1-25
  - C-type stop ring 5-7, 5-17
  - cup, spring 4-9, 4-11
  - current limiter 17-11
  - cushion, shock absorber 5-15
  - cutter, valve seat 18-5, 18-11
- ## D
- damper, RPM limiter 7-5, 8-5
  - dash 1-3
  - dash box 1-11
  - DC cord 17-7, 17-9, 17-11
  - DC cord set 17-5
  - DC cordset 17-3
  - decal
    - 800 3-9
    - 810 3-9
    - 810E 3-15
    - Club Car 3-9, 3-15
    - component cover 3-11, 14-19
    - crush area 3-3, 3-13
    - crush warning 3-3, 3-13
    - driver/passenger 3-5
    - frame ground 3-5
    - instrument panel warning 3-7, 3-13
    - operating instructions 3-7, 3-13
    - owner notice 3-3, 3-11
    - rotating parts 1-31, 3-5
    - Tow/Run switch warning 3-11
  - delta A-plate 5-9
  - delta A-plate sub-assembly 5-9
  - delta shock and gear support 5-9
  - desiccant bag 11-3
  - DF-terminal insulator 6-13
  - diesel tachometer probe 18-9
  - differential
    - drive unit 13-3, 16-3
  - differential gear 12-7, 16-3
  - differential gear case 12-7
  - differential guard 12-13, 16-5
  - differential housing 16-3
  - differential idler gear 12-7
  - differential pin 12-7
  - diode 6-9, 14-19
  - dipstick 7-3, 8-3
  - drain plug 7-7, 8-7
  - drain plug gasket 7-7, 8-7, 12-3
  - drive bar 14-11
  - drive belt 11-5, 11-7
  - drive button 11-9
  - drive clutch 11-3
  - drive clutch button 11-3
  - drive clutch fixed sheave tool 18-5
  - drive clutch fixed-face 11-3
  - drive clutch holder tool 18-5
  - drive clutch hub puller 18-5
  - drive clutch puller 18-5
  - drive clutch spider removal tool 18-5
  - drive clutch spring 11-3
  - drive clutch weight 11-3
  - drive hub 11-3
  - drive unit bumper 15-3, 15-5, 15-7
  - drive unit guard 12-13, 16-5
  - driven clutch 11-9
  - driven clutch button 11-9
  - driven clutch cam 11-9
  - driven clutch cam puller 18-5
  - driven clutch fixed-face assembly 11-9
  - driven clutch puller plug 18-5
  - driven clutch spring compression base tool 18-5
  - driven clutch spring compression collar tool 18-5
  - driven clutch spring compression nut tool 18-5
  - driver, drive clutch 11-3
  - drum, brake 4-3
  - dry moly lubricant 18-7
  - dust cap 14-13
- ## E
- E-clip 4-7
  - electrical box cover 6-9
  - electrical component box 6-9
  - end bell, commutator 6-13
  - end bell, output shaft 6-13
  - end cap, motor 15-3, 15-5, 15-7
  - end shield
    - motor 15-3
  - engine 7-3
  - engine mounting plate 7-15, 8-15
  - engine shroud 7-3, 8-3
  - engine valve spring 7-9
  - engine, FE350 CW without ACR 8-3
  - equalizer rod 4-7
  - equalizer, brake cable 4-7
  - exhaust system 10-3, 10-5
  - exhaust valve 7-9, 8-9
  - extension, spring latch 1-27
  - extrusion 14-19
- ## F
- face, moveable 11-3, 11-9



# INDEX

fan housing 7-3, 8-3  
fan shroud 7-3, 8-3  
fan, flywheel 7-5, 8-5  
fender 1-19, 1-21  
field coil 6-13  
field coil housing 6-13  
fill plug 12-3  
filter  
    air 9-17  
    fuel 9-3  
    oil 7-7, 8-7  
    oil pump 8-7  
fitting, thread-forming grease 5-7, 5-9, 5-13  
fixed-face, drive clutch 11-3  
fixed-face, driven clutch 11-9  
float 9-7, 9-9  
floor mat 1-3  
flywheel 7-5, 8-5  
flywheel fan 8-5  
flywheel fan plate 7-5, 8-5  
flywheel puller 18-7  
FNR handle 12-9  
FNR shifter base 12-9  
FNR switch case 14-13  
foam, seat 1-23  
fork, shift 12-5  
Forward/Reverse shifter 12-9  
frame and field assembly (motor) 15-5, 15-7  
front body 1-3  
front body support 1-19, 1-21  
front hub 5-13  
front spring retainer plate 5-11  
F-terminal hardware 6-13  
f-terminal insulator 6-13  
fuel filter 9-3  
fuel gauge sending unit 9-5  
fuel gauge/hour meter 6-11  
fuel line 9-3, 9-5, 9-11, 9-13  
fuel tank 9-5  
fuel tank strap 9-3  
fuel tank vent 9-3, 9-5  
fuse 14-15, 17-7, 17-9, 17-11  
    10-amp 6-9  
    20-amp 6-9  
    3/8-amp 14-15  
    charger 17-3, 17-5  
fuse block 6-9

## G

gasket 16-3  
    carburetor 9-13  
    carburetor mounting 9-7, 9-9, 9-11, 9-13  
    crankcase cover 7-9, 7-11, 8-9, 8-11  
    drain plug 7-7, 8-7, 12-3  
    exhaust 7-9, 8-9, 10-3, 10-5  
    head 7-9, 8-9

insulator 7-9, 8-9, 9-11, 9-13  
liquid 12-3, 16-3, 18-7  
oil pump 7-7  
rocker case 7-9, 8-9  
seat 1-23  
    sending unit 9-5  
gasket kit, FE290 7-9  
gasket kit, FE350 8-9  
gasket, controller cover 14-19  
gauge, compression 18-5  
gauge, fuel/hour 6-11  
gear  
    case 12-3, 16-3  
    cluster idler 12-5  
    differential 12-7, 16-3  
    differential idler 12-7, 16-3  
    differential output 16-3  
    helical 7-13, 8-13, 12-5, 12-7  
    spur 7-13, 8-13, 12-5  
    synchro 12-5  
gear yoke 18-7  
glove box 1-13  
glove box key 1-13  
glove box lock 1-13  
glove box lock kit 1-13  
governor 12-5  
governor arm 12-3  
governor cable 9-15  
governor cable bracket 9-15  
governor shaft installation tool 18-7  
governor shield 9-11  
grommet 9-3, 9-5  
guard, brush 1-9  
guard, differential 12-13, 16-5  
guide  
    choke lever 9-17  
    intake valve 7-9, 8-9  
    valve 8-9  
    valve seat cutter 18-11  
guide ring adhesive 18-3

## H

handle, battery charger 17-5  
handle, FNR 12-9  
hardware kit, charger 17-3  
hardware, F-terminal 6-13  
harness, wire 14-5  
    gasoline 6-5  
head gasket 7-9, 8-9  
head, cylinder 8-9  
head, FE290 7-9  
headlight assembly 6-7, 14-7  
headlight bulb 6-7, 14-7  
headlight harness 6-7, 14-7  
headlight retainer 6-7, 14-7  
heatsink 17-5

heatsink and rectifier 17-7, 17-9, 17-11  
helical gear 7-13, 8-13, 12-5, 12-7  
hill brake rod 4-5  
hill brake weld assembly 4-5  
hinge plate 1-19, 1-21, 1-23  
hinge support 1-29  
hinge, cargo bed 1-29  
hold-down, battery, 12-volt 14-17  
holder, object 1-3  
hose, air intake 9-17  
hose, fuel 9-3  
hour meter/fuel gauge 6-11  
housing  
    2-pin 14-11  
    3-pin 14-11, 14-13, 15-3, 15-5, 15-7  
    4-pin 14-13  
    6-pin 14-19  
    differential 16-3  
    fan 7-3, 8-3  
    field coil 6-13  
hub 5-13  
hub and spindle 5-13  
hub, front 5-13  
hub, synchronizer clutch 12-5  
hubcap 5-13  
hydraulic brake adjuster 18-7  
hydrometer 18-7

## I

idle screw assembly 9-7, 9-9  
idler bearing 11-3  
idler gear, differential 16-3  
ignition coil 7-5, 8-5  
inner frame snubber 7-15, 8-15  
input shaft 16-3  
insert, synchronizer 12-5  
instrument panel 6-11, 14-9  
insulated bushing 15-3  
insulator gasket 7-9, 8-9, 9-11, 9-13  
insulator, carburetor 9-11, 9-13, 15-3  
intake pipe 9-11, 9-13  
intake valve 7-9, 8-9  
intermediate shaft 16-3  
internal retaining ring pliers 18-7  
IQ display module (IQDM) 18-7

## J

J-bolt 14-17  
jet, main 9-7, 9-9  
jet, pilot 9-7, 9-9  
joint  
    ball 4-5, 4-13, 5-9, 12-11  
    left-hand thread ball 5-7, 5-9  
jounce bumper 5-15

# INDEX

- K**
- key 14-9
    - crankshaft 7-5, 7-13, 8-5, 8-13
    - driven clutch 11-9
    - square 11-9
    - starter/generator 6-13
    - woodruff 12-3
  - key (pair) 6-11
  - key switch 6-11, 14-9
  - key switch spacer 6-11
  - key, glove box 1-13
  - keyswitch nut 6-11, 14-9
  - kick plate, body 1-19, 1-21
  - kingpin 5-11
  - kit
    - 2-pin housing 14-11
    - 3-pin housing 14-11, 14-13, 15-3, 15-5, 15-7
    - 4-pin housing 14-13
    - 6-pin housing 14-19
    - accelerator pivot rod 4-9, 4-11
    - air duct repair tape 9-17
    - brake cable 4-7
    - brake pedal 4-5
    - brake pedal adjustment tool 18-3
    - clutch repair 11-9
    - differential gear case 12-7
    - drive clutch button 11-3
    - drive clutch weight 11-3
    - driven clutch button 11-9
    - front hub replacement 5-13
    - fuel tank 9-5
    - IQ display module (IQDM) 18-7
    - magnet and bearing 15-3
    - motor brush 15-5, 15-7
    - motor brush spring 15-5, 15-7
    - motor cover plate 15-5, 15-7
    - motor speed sensor 15-5, 15-7
    - motor terminal hardware 15-5, 15-7
    - neutral lockout cam 12-9
    - park brake latch 4-5
    - park brake pedal 4-5
    - PD3 Cordest, AC 114" 17-3
    - PD3 Cordest, AC 80" 17-3
    - PD3 Cordest, DC 113" 17-3
    - PD3 Cordest, DC 154" 17-3
    - PD3 Cordest, DC 205" 17-3
    - PD3 hardware 17-3
    - shock absorber 5-15
    - shock absorber cushion 5-15
    - tune-up 18-9
  - knob, light switch 6-11, 14-9
- L**
- lash adjuster 8-11
  - latch spring 1-27
  - latch, air box 9-17
  - latch, park brake 4-5
  - L-bracket, motor 15-5
  - leaf spring 5-15
  - legs, charger 17-3
  - lens, headlight 6-7, 14-7
  - lever
    - change 12-3
    - choke 9-17
    - transmission shifter 12-3
  - light
    - battery 14-9
    - oil 6-11
  - light switch 6-11, 14-9
  - light switch knob 6-11, 14-9
  - limit switch 12-9
  - limiter
    - current 17-11
    - RPM 7-5, 8-5
  - line, fuel 9-3, 9-5, 9-11, 9-13
  - link, rack and pinion drag 5-7
  - link, rod 1-27
  - liquid gasket 12-3, 16-3, 18-7
  - lock kit, glove box 1-13
  - lock, glove box 1-13
  - low oil warning light 6-11
  - lubricant, dry moly 18-7
  - lubricant, moly-teflon 15-3, 15-5, 15-7, 18-7
  - lug nut 2-3
  - lug stud 5-13, 12-7, 16-3
  - lug, compression 14-19
- M**
- magnet and bearing kit 15-3
  - magnet, speed sensor 15-3, 15-5, 15-7
  - main jet 9-7, 9-9
  - main nozzle 9-7
  - mat, floor 1-3
  - MCOR 14-11
  - mechanism, brake adjusting 4-3
  - meter, volt ohm 18-11
  - module
    - calibration test 18-3
    - communication display 18-5
  - moly-teflon lubricant 18-7
  - motor
    - 48-volt 15-3
    - 48-volt IQ 15-5, 15-7
  - motor armature 15-3
  - motor brush 15-3
  - motor brush kit 15-5, 15-7
  - motor brush spring kit 15-5, 15-7
  - motor bumper 15-3, 15-5, 15-7
  - motor end cap 15-3, 15-5, 15-7
  - motor end shield 15-3
  - motor L-bracket 15-5
  - motor magnet, speed sensor 15-3, 15-5, 15-7
  - motor speed controller 14-19
  - motor speed sensor 15-3, 15-5, 15-7
  - motor speed sensor kit 15-5, 15-7
  - motor stator shell and winding 15-3
  - motor terminal hardware kit 15-5, 15-7
  - mounting block, brake 4-5
  - moveable-face 11-3, 11-9
  - muffler hose clamp 10-3, 10-5
- N**
- needle bearing 12-5
  - nerf bar 1-17
  - neutral lockout cam 12-9
  - non-skid tape 1-17
  - nozzle, main 9-7, 9-9
  - nut, keyswitch 6-11, 14-9
  - nut, lug 2-3
- O**
- OBC 14-19
  - OBC, onboard computer 14-19
  - object holder 1-3
  - oil filler tube 7-3, 8-3
  - oil filter 7-7, 8-7
  - oil filter mount bracket 7-7, 8-7
  - oil filter screen 7-11, 8-11
  - oil filter screen plate 7-11, 8-11
  - oil level sensor 7-11, 8-11
  - oil level switch bracket 7-11, 8-11
  - oil pump and rotor 7-7, 8-7
  - oil pump cover 7-7, 8-7
  - oil pump filter 8-7
  - oil pump gasket 7-7
  - oil pump plate 7-7, 8-7
  - oil seal 7-9, 7-13, 8-9, 8-11, 8-13, 12-3, 12-5
  - oil warning light, low 6-11
  - onboard computer 14-19
  - O-ring 7-3, 7-9, 7-11, 7-13, 8-3, 8-9, 8-11, 8-13
  - overload bumper spacer 5-15
- P**
- pad
    - accelerator pedal 4-9, 4-11
    - brake pedal 4-5
    - park brake 4-5
    - wear 1-19, 1-21
  - paint, touch-up 18-7
  - panel
    - instrument 6-11
  - panel, instrument 6-11, 14-9
  - park brake latch 4-5
  - park brake pedal 4-5
  - park brake rod sleeve 4-5
  - park brake spacer 4-5

# INDEX

- park brake torsion spring 4-5
  - pawl 4-5
  - pedal, accelerator 4-9, 4-11
  - pedal, brake 4-5
  - pedal, park brake 4-5
  - pilot air screw 9-7
  - pilot air screw assembly 9-9
  - pilot jet 9-7, 9-9
  - pin, differential 12-7
  - pin, piston 7-13, 8-13
  - pinion, steering 5-7, 5-17
  - pipe, intake 9-11, 9-13
  - piston 7-13, 8-13
  - piston pin 8-13
  - piston ring 7-13, 8-13
  - piston ring compressor 18-9
  - piston ring pliers 18-9
  - piston ring set 8-13
  - pivot arm 12-3
  - pivot support bearing 4-9, 4-11
  - plate
    - body kick 1-19, 1-21
    - component mounting 14-19
    - cover 15-5, 15-7
    - engine mounting 7-15, 8-15
    - flywheel fan 7-5, 8-5
    - front spring retainer 5-11
    - hinge 1-19, 1-21, 1-23
    - oil filter screen 7-11, 8-11
    - oil pump 7-7, 8-7
    - receptacle backing 14-15
    - spring mounting 5-11
    - thrust 12-5, 12-7
  - pliers
    - internal retaining ring 18-7
    - piston ring 18-9
    - retaining ring 18-9
  - plug
    - 4-pin 14-13
    - 6-pin 14-19
    - drain 7-7, 8-7
    - driven clutch puller 18-5
    - fill 12-3
    - spark 7-5, 8-5
  - plug cap 8-5
  - pole set 6-13
  - positioner, choke 9-17
  - press weldment 18-5
  - protector spray, battery terminal 18-3
  - puller
    - bearing 18-3
    - clutch 18-3
    - drive clutch 18-5
    - drive clutch hub 18-5
    - driven clutch cam 18-5
    - flywheel 18-7
    - seal 18-9
    - special use tool 18-9
  - pulley
    - clutch 11-3
    - starter-generator 6-13
  - push rod 7-9, 8-9
- ## R
- rack and pinion drag link 5-7
  - rack guide pressure spring 5-7, 5-17
  - rack, steering 5-7, 5-17
  - ratchet, park brake 4-5
  - reamer, valve guide 18-9
  - rear body 1-19
  - rear spring shackle 5-15
  - receptacle 14-15
  - receptacle backing plate 14-15
  - receptacle, AC cord 17-11
  - receptacle, accessory 6-11, 14-9
  - receptacle, battery charger 14-15
  - rectifier with heatsink 17-7, 17-9, 17-11
  - regulator, voltage 6-9
  - relay 17-9, 17-11
  - relay mounting bracket 17-9
  - relay, charger board 17-3
  - remover, bearing and oil seal 18-3
  - resistor assembly 14-19
  - retainer
    - accelerator pedal spring 4-9, 4-11
    - bearing 15-3
    - cable 1-19, 1-21, 12-11
    - headlight 6-7, 14-7
    - shock absorber cushion 5-15
    - spring 5-15
    - spring (drive clutch) 11-3
    - valve spring 7-9, 8-9
  - retaining ring 5-3
  - retaining ring pliers 18-9
  - return spring bumper 4-9, 4-11
  - reverse buzzer 14-21
  - rigging, brush 15-3
  - rim, wheel 2-3
  - ring
    - piston 7-13, 8-13
    - retaining 5-3, 6-9, 11-3, 11-9, 12-9
    - snap 5-7, 5-17, 7-9, 7-13, 8-9, 8-13
    - spiral backup 11-3
    - synchronizer 12-5
  - ring, C-type stop 5-7, 5-17
  - ring, piston 8-13
  - rock guard 12-13, 16-5
  - rocker arm 7-9, 8-9
  - rocker case 7-9, 8-9
  - rocker case gasket 7-9, 8-9
  - rocker shaft 7-9, 8-9
  - rocker switch 14-13
- ## rod
- accelerator 4-13
  - accelerator pivot 4-9, 4-11
  - connecting 7-13, 8-13
  - crankshaft 7-13, 8-13
  - equalizer 4-7
  - hill brake 4-5
  - link 1-27
  - push 7-9, 8-9
  - shift 12-5
  - tie 5-9
  - rotor, oil pump and 7-7, 8-7
  - RPM limiter 7-5, 8-5
  - RPM limiter bracket 7-5, 8-5
  - RPM limiter damper 7-5, 8-5
  - RPM limiter mount band 7-5, 8-5
  - rubber bumper 1-13
- ## S
- safety first card 18-9
  - screen, oil filter 7-11, 8-11
  - screw, valve clearance adjuster 18-9
  - seal
    - crankshaft 7-11
    - intake 9-17
    - lip 16-3
    - oil 7-9, 7-13, 8-9, 8-11, 8-13, 12-3, 12-5, 12-7, 16-3
    - steering pinion dust 5-7, 5-17
    - vertical socket dust 5-7, 5-9
  - seal puller 18-9
  - sealant 12-3, 16-3
  - seat
    - spring 7-9, 8-9
    - valve 7-7, 8-7
  - seat bottom assembly 1-23
  - seat bottom cover 1-23
  - seat cover, vinyl 1-23
  - seat cover, white 1-23
  - seat foam 1-23
  - seat gasket 1-23
  - seat support 1-25
  - seat support cross brace 1-25
  - seat, bearing 5-3
  - sending unit, fuel gauge 9-5
  - sensor, motor speed 15-3, 15-5, 15-7
  - sensor, oil level 7-11, 8-11
  - sensor, speed 15-3
  - set, brush and screw 6-13
  - set, pole 6-13
  - shackle, rear spring 5-15
  - shaft
    - change 12-3
    - counterbalance guide 7-13, 8-13
    - input 16-3
    - intermediate 16-3

# INDEX

- rocker 7-9, 8-9
  - steering column 5-3
  - transmission 12-5
  - shield, governor 9-11
  - shift fork 12-5
  - shift rod 12-5
  - shifter base, FNR 12-9
  - shifter bracket 12-3, 12-11
  - shim, camshaft 8-11
  - shim, crankshaft 7-13, 8-13
  - shock absorber 5-9
  - shock absorber (rear) 5-15
  - shock absorber cushion 5-15
  - shock absorber cushion retainer 5-15
  - shoe, brake 4-3
  - shroud 8-3
  - shroud, engine 7-3, 8-3
  - shroud, fan 7-3, 8-3
  - side bar 1-17
  - sleeve
    - delta A-plate 5-9
    - governor 12-5
    - park brake rod 4-5
    - synchronizer 12-5
  - snap ring 5-7, 5-17, 7-9, 7-13, 8-9, 8-13
  - snubber bracket 7-15, 8-15
  - snubber, inner frame 7-15, 8-15
  - socket 5-7, 5-9
  - solenoid, 12-volt 6-9
  - solenoid, 48-volt 14-19
  - spacer
    - accelerator pivot rod 4-9, 4-11
    - key switch 6-11
    - overload bumper 5-15
    - park brake 4-5
  - spanner wrench 18-9
  - spark plug 7-5, 8-5
  - spark plug cap 7-5
  - speed controller 14-19
  - speed controller connector 14-19
  - speed controller cover 14-19
  - speed sensor 15-3, 15-5, 15-7
  - speed sensor magnet 15-3, 15-5, 15-7
  - speed sensor, motor 15-3, 15-5, 15-7
  - spindle 5-13
  - spindle and hub 5-13
  - spiral backup ring 11-3
  - spray, battery terminal protector 18-3
  - spring 1-27
    - accelerator return 4-9, 4-11
    - brake return 4-7
    - brush 6-13, 15-3, 15-5, 15-7
    - compression 9-17
    - drive button 11-3
    - drive clutch 11-3
    - driven clutch 11-9
    - engine valve 7-9
    - extension return 9-17
    - forward/reverse cam 12-9
    - leaf 5-15
    - park brake torsion 4-5
    - rack guide pressure 5-7, 5-17
    - shifter 12-5
    - steering shaft compression 5-3
    - synchronizer 12-5
    - throttle return 9-11, 9-13
    - valve 8-9
  - spring cup 4-9, 4-11
  - spring mounting plate 5-11
  - spring retainer 5-15
  - spur gear 7-13, 8-13, 12-5
  - stand-offs, plastic 17-3
  - starter/generator 6-13
  - starter/generator belt 6-15, 6-17, 11-3
  - starter/generator mounting bracket 6-15
  - starter/generator pulley 6-13
  - stator shell and winding 15-3
  - steel bushing 1-29, 5-11, 5-15
  - steel pressure relief ball 7-7, 8-7
  - steering column 5-3
  - steering column bearing press tool 18-9
  - steering column retaining ring tool 18-9
  - steering gear box 5-7, 5-17
  - steering pinion 5-7, 5-17
  - steering pinion dust seal 5-7, 5-17
  - steering rack 5-7, 5-17
  - steering shaft assembly 5-3
  - steering shaft compression spring 5-3
  - steering wheel 5-5
  - steering wheel center 5-5
  - steering wheel puller tool 18-9
  - stem, valve 2-3
  - stiffener, bed support 1-29
  - stiffener, flywheel side 7-15, 8-15
  - stiffener, PTO side 8-15
  - strap, A-plate 5-9
  - strap, fuel tank 9-3
  - stud 7-15, 8-15
    - lug 5-13, 12-7, 16-3
  - stud, ball 6-9, 12-3, 12-9
  - support
    - bed 1-25
    - brush guard 5-11
    - cowl 1-3
    - hinge 1-29
    - latch link 1-27
    - seat 1-25
  - support yoke (steering) 5-7, 5-17
  - support, front body 1-19, 1-21
  - support, seat 1-25
  - suppressor, voltage 17-7, 17-9, 17-11
  - switch
    - four-position 17-9, 17-11
    - key 6-11, 14-9
    - light 6-11, 14-9
    - limit 12-9
    - rocker 14-13
    - Tow/Run 14-13
  - switch rubber boot 14-13
  - synchro gear 12-5
  - synchronizer clutch hub 12-5
  - synchronizer insert 12-5
  - synchronizer sleeve 12-5
  - synchronizer spring 12-5
  - system, exhaust 10-3, 10-5
- ## T
- 12-volt solenoid 6-9
  - tachometer 18-9
  - tachometer probe, diesel 18-9
  - taligate 1-27
  - tank, fuel 9-5
  - tape, non-skid 1-17
  - tappet 7-11
  - terminal block 14-19
  - tester, continuity 18-5
  - thermometer, battery 18-3
  - thread-forming grease fitting 5-7, 5-9, 5-13
  - throttle return spring 9-11, 9-13
  - throttle spring return bracket 9-11, 9-13
  - thrust bearing 5-11
  - thrust plate 12-5, 12-7
  - tie rod 5-9
  - tie wrap 5-7, 5-17, 6-9, 14-13, 14-19
  - tilt bed catch 1-27
  - tilt latch 1-27
  - tire 2-3
  - tool
    - accelerator pedal adjustment 18-3
    - belt tensioning, starter/generator 18-11
    - brake adjustment 18-3
    - brake cable release 18-3
    - brake pedal adjustment 18-3
    - brake pedal tension 18-3
    - cam installation 18-3
    - carburetor float level 18-7
    - charger bezel 18-3
    - clutch alignment 18-5
    - cT-wrench 18-5
    - drive clutch fixed sheave 18-5
    - drive clutch holder 18-5
    - drive clutch spider removal 18-5
    - driven clutch spring compression base 18-5
    - driven clutch spring compression collar 18-5
    - driven clutch spring compression nut 18-5
    - governor shaft installation 18-7

# INDEX

puller, special use 18-9  
steering column bearing press 18-9  
steering column retaining ring 18-9  
steering wheel puller 18-9  
transaxle axle seal 18-9  
transaxle pinion seal 18-9  
transmission 18-9  
valve guide driver 18-9  
valve seat cutter 18-5  
tool kit, clutch 18-5  
touch-up paint 18-7  
Tow/Run switch 14-13  
Tow/Run switch bracket 14-13  
transaxle 13-3, 16-3  
transaxle axle seal tool 18-9  
transaxle guard 12-13, 16-5  
transaxle housing 16-3  
transaxle pinion seal tool 18-9  
transaxle, unitized 12-3  
transformer, battery charger 17-5, 17-7, 17-9,  
17-11  
transmission cable 12-11  
transmission shaft 12-5  
transmission tool 18-9  
tube  
crankcase vent 9-11, 9-13  
oil filler 7-3, 8-3  
tune-up kit 18-9  
turn signal lens 6-7, 14-7  
T-wrench tool 18-5

## U

U-bolt 5-15  
unitized transaxle 12-3  
upper delta clevis 5-11  
urethane bushing 1-29, 5-9, 5-11, 5-15

## V

valve  
choke 9-17  
exhaust 7-9, 8-9  
fuel pickup tube 9-5  
intake 7-9, 8-9  
reed 7-9, 8-9  
valve clearance adjuster screw 18-9  
valve guide 8-9  
valve guide driver tool 18-9  
valve guide reamer 18-9  
valve guide, intake 7-9, 8-9  
valve seat 7-7, 8-7  
valve seat cutter 18-5, 18-11  
valve seat cutter guide 18-11  
valve seat cutter tool 18-5  
valve seat t-wrench 18-11  
valve spring 8-9  
valve spring compressor 18-11

valve spring retainer 7-9, 8-9  
valve stem 2-3  
vent barb 9-3, 9-5  
vertical socket dust seal 5-7, 5-9  
volt ohm meter 18-11  
voltage regulator 6-9  
voltage suppressor 17-7, 17-9, 17-11

## W

warning light, low oil 6-11  
wear pad 1-19, 1-21  
wedge, bearing puller 18-3  
weight  
clutch 11-3  
counterbalance 7-13, 8-13  
secondary clutch 11-3  
weldment  
press 18-5  
wheel cover 2-5  
wheel rim 2-3  
wheel, steering 5-5  
wire harness 14-5  
wire harness, gasoline 6-5  
woodruff key 12-3  
wrap, tie 5-7, 5-17, 6-9, 14-13, 14-19  
wrench, spanner 18-9

## Y

yoke, gear 18-7  
yoke, support (steering) 5-7, 5-17







**Club Car, Inc.**  
P.O. Box 204658  
Augusta, GA 30917-4658  
USA

**Web** [www.clubcar.com](http://www.clubcar.com)  
**Phone** 1.706.863.3000  
1.800.ClubCar  
**Int'l** +1 706.863.3000  
**Fax** 1.706.863.5808