

Advance the ride

Designed with automotive styling, the Tempo is backed by proven engineering and a reputation for reliability. Plus, available connected technology supports course management and golfer entertainment.



Standard Colors (Molded-in)



White

Beige

Cashmere

Platinum

Green

Sapphire

Premium Colors (Molded-in)



Black

Sangria

Premium Painted Metallic Colors

Candy
Apple Red

Platinum

Sapphire

Black

Glacier

Green

Ice Blue

JUST ADD FRIENDS

The Tempo 4Fun has four front-facing seats for groups, and comes fully loaded with automotive styling and features that feel like upgrades. Available with a gas or electric engine.



Distinctive, modern automotive styling

Touchscreen and speakers included on electric Tempos with Shark Experience

Premium comfort seats

Bag cover with magnetic latch

Dual sand bottles

Cooler

Rust-proof aluminum frame

Sleek alloy wheels

EFI OVERHEAD CAM ENGINE

PERFORMANCE: Increased reliability, quieter valve train, reduced vibration, increased horsepower and improved fuel economy.

VALUE: The best warranty in golf means zero stress and excellent resale value.

COST OF OWNERSHIP: Lower operational, maintenance and fuel costs accrue year after year, repaying your investment in long-term returns. Tempo EFI has the lowest cost of ownership among typical four to five year fleet golf operations.

FUEL ECONOMY: Club Car's Tempo with EFI enjoys a 35% power boost over our previous gas engine while using 35% less fuel.

OPTIONS & ACCESSORIES

More accessories available, ask your Club Car sales representative for details.



Alloy Wheels



Tinted Windshield



Comfort Grip Steering Wheel



Bag Cover with Magnetic Latch



Divot Repair Sand Bottle

Standard seat colors



White

Beige

Gray

Black

PREMIUM SEAT COLORS



Light Beige

Off White

Camello
Two-Tone Camello and Light Beige

Gray
Two-Tone Black and Gray
Black also available



Caddy Master Cooler



Sand Trap Rake Kit



Ball and Club Cleaner






USB Port



Lighting Package



	TEMPO		TEMPO LI-ION	TEMPO 4FUN
				
	GASOLINE		ELECTRIC	ELECTRIC
ENGINE	OHC, 429 cc, single cylinder, air-cooled, splash-lubricated, 19.91 ft-lb (27.0 N-m) rated torque @ 2,400 rpm	N/A	N/A	N/A
TURNING CIRCLE	17' 4" (5.28m)	17' 4" (5.28m)	17' 4" (5.28 m)	24' 9" (7.54m)
HORSEPOWER	14.0 hp (10.3 kW) rated @ 3,600 rpm	3.3 hp	4.7 Hp AC Drive	3.7 Hp
GOVERNOR GUARD	Yes	N/A	N/A	N/A
BATTERIES	12-volt	(6) 8-volt, single point watering system	3.6 kWh Stored Energy	(6) 8-volt, single point watering system
CHARGER	N/A	48 VDC 13.5 amp DC high frequency solid state charger	650 Watt Charger (standard) 900 Watt Charger (optional)	48 VDC 13.5 amp DC high frequency solid state charger
STEERING	Self-compensating double reduction helical rack & pinion	Self-compensating double reduction helical rack & pinion	Self-compensating double reduction helical rack & pinion	Self-compensating double reduction helical rack & pinion
FRONT SUSPENSION	Independent leaf spring w/dual hydraulic shocks	Independent leaf spring w/dual hydraulic shocks	Independent leaf spring w/dual hydraulic shocks	Independent leaf spring w/dual hydraulic shocks
BRAKES	Self-adjusting, rear wheel mechanical drum	Self-adjusting, rear wheel mechanical drum	Self-adjusting, rear wheel mechanical drum	Self-adjusting, rear wheel mechanical drum
PARK BRAKE	Foot operated, multi-lock	Foot operated, multi-lock	Foot operated, multi-lock	Foot operated, multi-lock
BODY AND FINISH	Molded-in color, Metallic or Premium Available	Molded-in color, Metallic or Premium Available	Molded-in colors, (Standard) or Painted Metallic Colors (Optional)	Molded-in color, Metallic or Premium Available
TIRES	18 x 8.50-8	18 x 8.50-8	18 x 8.50 - 8	18 x 8.50-8
L x W x H	91.5 x 47.25 x 68.5 in (232 x 120 x 174 cm)	91.5 x 47.25 x 68.5 in (232 x 120 x 174 cm)	91.5 x 47.25 x 68.5 in (232 x 120 x 174 cm)	144 x 47.25 x 69 in (366 x 120 x 174 cm)
WHEELBASE	65.5 in (166.4 cm)	65.5 in (166.4 cm)	65.5 in. (166.4 cm)	101 in (257 cm)
GROUND CLEARANCE	4.5 in (11.4 cm)	4.5 in (11.4 cm)	4.5 in. (11.4 cm)	4.5 in (11 cm)
FUEL TANK CAPACITY	6.0 gal (22.7 L)	N/A	N/A	N/A
TREAD-FRONT & REAR	34.5 / 38.5 in (87.6 / 97.8 cm)	34.5 / 38.5 in (87.6 / 97.8 cm)	34.5 / 38.5 in (87.6 / 97.8 cm)	34.5 / 38.5 in (87.6 / 97.8 cm)
CURB WEIGHT	642 lb (291 kg)	903 lb (410 kg)	699 lbs (317 kg)	1,232 lb (559 kg)
FLOOR HEIGHT	12 in (30.5 cm)	12 in (30.5 cm)	12 in (30.5 cm)	12 in (30.5 cm)
FRAME TYPE	Ladder-style aluminum box beam	Ladder-style aluminum box beam	Ladder-style aluminum box beam	Ladder-style aluminum box beam
KICKPLATE	Yes	Yes	Yes	Yes
SPEED RANGE	12-15 mph (19.3-24.1 kph)	7 speed settings: 5-15 mph (8-24.14 kph) 2 acceleration settings: Aggressive or traditional 3 pedal-up braking settings: None, mild and aggressive Speed fine adjustment in 0.1 mph (0.16 kph) increments	5 speed settings: 5-15 mph (8-24.14 kph) 2 acceleration settings: Aggressive or traditional 3 pedal-up braking settings: None, Mild and aggressive Speed fine adjustment in 0.1 mph (0.16 kph) increments	/
LIMITED WARRANTY*	5-year: Gas engine and transaxle 4-year: Canopy, electronics, pedal group, standard seats, suspension 3-year: Body panels, electric powertrain, premium seats 2-year: All remaining components Limited lifetime: Frame	4-year: Batteries (25,000 amp hours/4 years with authorized deionizer and filter system; otherwise, 20,000 amp hours/4 years), canopy, electronics, pedal group, standard seats, suspension 3-year: Body panels, electric powertrain, premium seats 2-year: All remaining components Limited lifetime: Frame	5-year: Lithium-Ion Battery (unlimited, one time transferable)** and Vehicle Control Module 4-year: DBR 3-year: Body panels, electric powertrain, premium seats 2-year: All remaining components Limited Lifetime: Frame	4-year: Batteries (25,000 amp hours/4 years with authorized deionizer and filter system; otherwise, 20,000 amp hours/4 years), canopy, electronics, pedal group, standard seats, suspension 3-year: Body panels, electric powertrain, premium seats 2-year: All remaining components Limited lifetime: Frame

*There are no warranties, express or implied, contained herein. See Limited Warranty found in the owner's manual or write to Club Car, LLC. Vehicle specifications are accurate for each model at the time of publication. The company reserves the right to make design changes without obligation to make these changes on units previously sold. These vehicles are designed and manufactured for off-road use only. They do not conform to Federal Motor Vehicle Safety Standards for automobiles or to FMVSS 500 for low-speed vehicles and are not equipped for operation on public streets, roads or highways.

**Additional Restrictions Apply